



Utr: SUPERVISOR  
Rep: rptAnaliticoPresupuestoEgresos\_FF

**Municipio de Tecozautla**  
**Estado de Hidalgo**  
**Analitico Mensual de Egresos Pagados por Fuente de Financiamiento al 31/dic./2022**  
(Cifras en pesos y centavos)

Fecha y hora de Impresión: 14/mar./2023 10:19 a. m.

Objeto del Gasto	Presupuesto Vigente	Ene	Feb	Mar	Abr	May	Jun	Jul	Ago	Sep	Oct	Nov	Dic	Total	Diferencia (Vigente - Total)
<b>0001 RECURSOS PROPIOS</b>															
<b>SERVICIOS PERSONALES</b>	\$505,756.85	\$0.00	\$87,827.59	\$123,006.91	\$102,842.08	\$32,864.25	\$27,796.00	\$1,160.00	\$24,868.25	\$3,248.00	\$35,000.00	\$30,000.00	\$37,143.77	\$505,756.85	\$0.00
Otras prestaciones sociales y económicas	\$505,756.85	\$0.00	\$87,827.59	\$123,006.91	\$102,842.08	\$32,864.25	\$27,796.00	\$1,160.00	\$24,868.25	\$3,248.00	\$35,000.00	\$30,000.00	\$37,143.77	\$505,756.85	\$0.00
Indemnizaciones	\$459,626.47	\$0.00	\$87,827.59	\$123,006.91	\$102,842.08	\$32,864.25	\$0.00	\$0.00	\$10,941.87	\$0.00	\$35,000.00	\$30,000.00	\$37,143.77	\$459,626.47	\$0.00
Indemnizaciones	\$459,626.47	\$0.00	\$87,827.59	\$123,006.91	\$102,842.08	\$32,864.25	\$0.00	\$0.00	\$10,941.87	\$0.00	\$35,000.00	\$30,000.00	\$37,143.77	\$459,626.47	\$0.00
Apoyos a la capacitación de los servidores	\$46,130.38	\$0.00	\$0.00	\$0.00	\$0.00	\$0.00	\$27,796.00	\$1,160.00	\$13,926.38	\$3,248.00	\$0.00	\$0.00	\$0.00	\$46,130.38	\$0.00
Apoyos a la capacitación de los servidores	\$46,130.38	\$0.00	\$0.00	\$0.00	\$0.00	\$0.00	\$27,796.00	\$1,160.00	\$13,926.38	\$3,248.00	\$0.00	\$0.00	\$0.00	\$46,130.38	\$0.00
<b>MATERIALES Y SUMINISTROS</b>	\$2,800,916.93	\$427,249.82	\$262,918.21	\$134,240.08	\$165,593.65	\$165,104.91	\$143,554.11	\$283,539.84	\$259,542.49	\$633,504.37	\$211,683.47	\$20,128.00	\$203,857.98	\$2,800,916.93	\$0.00
Materiales de administración, emisión de	\$1,148,151.93	\$315,694.40	\$126,904.01	\$30,096.77	\$98,453.58	\$48,570.28	\$59,404.88	\$122,627.42	\$93,448.54	\$160,891.84	\$32,310.37	\$0.00	\$58,749.84	\$1,148,151.93	\$0.00
Materiales y útiles de impresión y reproducción	\$472,326.34	\$50,576.00	\$13,227.12	\$28,944.77	\$95,658.58	\$19,600.00	\$47,662.08	\$75,431.26	\$64,787.53	\$93,684.00	\$12,755.00	\$0.00	\$0.00	\$472,326.34	\$0.00
Materiales y Útiles de Impresión	\$472,326.34	\$50,576.00	\$13,227.12	\$28,944.77	\$95,658.58	\$19,600.00	\$47,662.08	\$75,431.26	\$64,787.53	\$93,684.00	\$12,755.00	\$0.00	\$0.00	\$472,326.34	\$0.00
Materiales de limpieza	\$875,825.59	\$285,118.40	\$113,676.89	\$1,152.00	\$3,795.00	\$28,970.28	\$11,742.80	\$47,168.16	\$28,681.01	\$87,207.84	\$19,555.37	\$0.00	\$58,749.84	\$875,825.59	\$0.00
Materiales de Limpieza	\$875,825.59	\$285,118.40	\$113,676.89	\$1,152.00	\$3,795.00	\$28,970.28	\$11,742.80	\$47,168.16	\$28,681.01	\$87,207.84	\$19,555.37	\$0.00	\$58,749.84	\$875,825.59	\$0.00
Alimentos y utensilios	\$888,385.99	\$12,440.00	\$39,699.60	\$76,344.80	\$40,546.00	\$55,862.08	\$84,149.23	\$78,853.73	\$115,859.91	\$145,703.20	\$140,089.70	\$20,128.00	\$78,709.74	\$888,385.99	\$0.00
Productos alimenticios para personas	\$888,385.99	\$12,440.00	\$39,699.60	\$76,344.80	\$40,546.00	\$55,862.08	\$84,149.23	\$78,853.73	\$115,859.91	\$145,703.20	\$140,089.70	\$20,128.00	\$78,709.74	\$888,385.99	\$0.00
Alimentación de Personas	\$888,385.99	\$12,440.00	\$39,699.60	\$76,344.80	\$40,546.00	\$55,862.08	\$84,149.23	\$78,853.73	\$115,859.91	\$145,703.20	\$140,089.70	\$20,128.00	\$78,709.74	\$888,385.99	\$0.00
Productos químicos, farmacéuticos y de I.	\$71,268.49	\$51,568.16	\$1,615.05	\$4,722.63	\$1,288.00	\$55,862.99	\$0.00	\$82,058.69	\$49,844.04	\$219,889.13	\$37,891.40	\$0.00	\$68,388.40	\$71,268.49	\$0.00
Medicinas y productos farmacéuticos	\$71,268.49	\$51,568.16	\$1,615.05	\$4,722.63	\$1,288.00	\$55,862.99	\$0.00	\$82,058.69	\$49,844.04	\$219,889.13	\$37,891.40	\$0.00	\$68,388.40	\$71,268.49	\$0.00
Medicinas y Productos Farmacéuticos	\$71,268.49	\$51,568.16	\$1,615.05	\$4,722.63	\$1,288.00	\$55,862.99	\$0.00	\$82,058.69	\$49,844.04	\$219,889.13	\$37,891.40	\$0.00	\$68,388.40	\$71,268.49	\$0.00
Combustibles, lubricantes y aditivos	\$131,438.21	\$41,419.26	\$90,018.95	\$0.00	\$0.00	\$0.00	\$0.00	\$0.00	\$0.00	\$0.00	\$0.00	\$0.00	\$0.00	\$131,438.21	\$0.00
Combustibles, lubricantes y aditivos	\$131,438.21	\$41,419.26	\$90,018.95	\$0.00	\$0.00	\$0.00	\$0.00	\$0.00	\$0.00	\$0.00	\$0.00	\$0.00	\$0.00	\$131,438.21	\$0.00
Combustibles y Lubricantes vehículos y equ	\$131,438.21	\$41,419.26	\$90,018.95	\$0.00	\$0.00	\$0.00	\$0.00	\$0.00	\$0.00	\$0.00	\$0.00	\$0.00	\$0.00	\$131,438.21	\$0.00
Vestuario, blancos, prendas de protección	\$21,847.08	\$0.00	\$0.00	\$15,825.88	\$0.00	\$0.00	\$0.00	\$0.00	\$0.00	\$6,021.20	\$0.00	\$0.00	\$0.00	\$21,847.08	\$0.00
Vestuario y uniformes	\$21,847.08	\$0.00	\$0.00	\$15,825.88	\$0.00	\$0.00	\$0.00	\$0.00	\$0.00	\$6,021.20	\$0.00	\$0.00	\$0.00	\$21,847.08	\$0.00
Vestuario, Uniformes	\$21,847.08	\$0.00	\$0.00	\$15,825.88	\$0.00	\$0.00	\$0.00	\$0.00	\$0.00	\$6,021.20	\$0.00	\$0.00	\$0.00	\$21,847.08	\$0.00
Artículos deportivos	\$19,967.08	\$0.00	\$0.00	\$15,825.88	\$0.00	\$0.00	\$0.00	\$0.00	\$0.00	\$1,880.00	\$0.00	\$0.00	\$0.00	\$19,967.08	\$0.00
Artículos Deportivos	\$19,967.08	\$0.00	\$0.00	\$15,825.88	\$0.00	\$0.00	\$0.00	\$0.00	\$0.00	\$1,880.00	\$0.00	\$0.00	\$0.00	\$19,967.08	\$0.00
Herramientas, refacciones y accesorios m	\$39,825.23	\$6,108.00	\$4,680.60	\$7,250.00	\$14,296.07	\$4,809.56	\$0.00	\$0.00	\$390.00	\$893.00	\$1,392.00	\$0.00	\$0.00	\$39,825.23	\$0.00
Herramientas menores	\$39,825.23	\$6,108.00	\$4,680.60	\$7,250.00	\$14,296.07	\$4,809.56	\$0.00	\$0.00	\$390.00	\$893.00	\$1,392.00	\$0.00	\$0.00	\$39,825.23	\$0.00
Herramientas Menores	\$39,825.23	\$6,108.00	\$4,680.60	\$7,250.00	\$14,296.07	\$4,809.56	\$0.00	\$0.00	\$390.00	\$893.00	\$1,392.00	\$0.00	\$0.00	\$39,825.23	\$0.00
<b>SERVICIOS GENERALES</b>	\$5,750,645.58	\$555,867.49	\$1,549,620.89	\$490,616.01	\$278,552.47	\$378,369.80	\$291,373.98	\$280,105.48	\$285,133.97	\$511,693.93	\$353,291.87	\$148,791.06	\$616,825.65	\$5,750,645.58	\$0.00
Servicios básicos	\$115,078.59	\$800.00	\$10,855.89	\$7,923.00	\$14,400.00	\$5,443.50	\$21,048.40	\$0.00	\$31,452.00	\$4,877.30	\$11,074.80	\$4,413.70	\$6,780.00	\$115,078.59	\$0.00
Gas	\$52,900.58	\$0.00	\$6,955.88	\$7,923.00	\$0.00	\$5,443.50	\$10,648.40	\$0.00	\$7,904.00	\$4,877.30	\$4,734.80	\$4,413.70	\$0.00	\$52,900.58	\$0.00
Gas	\$52,900.58	\$0.00	\$6,955.88	\$7,923.00	\$0.00	\$5,443.50	\$10,648.40	\$0.00	\$7,904.00	\$4,877.30	\$4,734.80	\$4,413.70	\$0.00	\$52,900.58	\$0.00
Telefonía tradicional	\$6,790.00	\$0.00	\$0.00	\$0.00	\$0.00	\$0.00	\$0.00	\$0.00	\$0.00	\$0.00	\$0.00	\$0.00	\$0.00	\$6,790.00	\$0.00
Servicio Telefónico Tradicional	\$6,790.00	\$0.00	\$0.00	\$0.00	\$0.00	\$0.00	\$0.00	\$0.00	\$0.00	\$0.00	\$0.00	\$0.00	\$0.00	\$6,790.00	\$0.00
Servicios de acceso de Internet, redes y jrc	\$53,388.01	\$800.00	\$5,900.01	\$0.00	\$8,400.00	\$0.00	\$10,400.00	\$6,000.00	\$23,548.00	\$0.00	\$6,340.00	\$0.00	\$0.00	\$53,388.01	\$0.00
Servicios de Conducción de Señales Analó	\$53,388.01	\$800.00	\$5,900.01	\$0.00	\$8,400.00	\$0.00	\$10,400.00	\$6,000.00	\$23,548.00	\$0.00	\$6,340.00	\$0.00	\$0.00	\$53,388.01	\$0.00

Bajo protesta de decir verdad declaramos que las cifras contenidas en este estado financiero son veraces y contienen toda la información referente a la situación y/o los resultados del Municipio de Tecozautla, afirmando ser legalmente responsables de la autenticidad y veracidad de las mismas, y así mismo asumimos la responsabilidad derivada de cualquier declaración en falso sobre las mismas.





Utr SUPERVISOR  
Rep: rptAnaliticoPresupuestoEgresos\_FF

**Municipio de Tecozautla**  
**Estado de Hidalgo**  
**Analitico Mensual de Egresos Pagados por Fuente de Financiamiento al 31/dic./2022**  
(Cifras en pesos y centavos)

Fecha y hora de Impresión | 14/mar./2023  
10:19 a. m.

Objeto del Gasto	Presupuesto Vigente	Ene	Feb	Mar	Abr	May	Jun	Jul	Ago	Sep	Oct	Nov	Dic	Total	Diferencia (Vigente - Total)
330000 Servicios profesionales, científicos, técnicos	\$436,621.60	\$37,418.00	\$115,320.00	\$21,518.00	\$31,800.00	\$86,660.00	\$0.00	\$0.00	\$45,978.00	\$53,000.00	\$0.00	\$0.00	\$44,927.50	\$436,621.60	\$0.00
331000 Servicios legales, de contabilidad, auditoría	\$269,887.50	\$15,900.00	\$78,200.00	\$0.00	\$31,800.00	\$62,300.00	\$0.00	\$0.00	\$0.00	\$53,000.00	\$0.00	\$0.00	\$28,887.50	\$269,887.50	\$0.00
335000 Servicios de apoyo administrativo, fotocopia	\$166,934.00	\$21,518.00	\$37,120.00	\$21,518.00	\$0.00	\$24,350.00	\$0.00	\$0.00	\$45,878.00	\$0.00	\$0.00	\$0.00	\$16,240.00	\$166,934.00	\$0.00
336002 Formas valoradas	\$166,934.00	\$21,518.00	\$37,120.00	\$21,518.00	\$0.00	\$24,350.00	\$0.00	\$0.00	\$45,878.00	\$0.00	\$0.00	\$0.00	\$16,240.00	\$166,934.00	\$0.00
340000 Servicios financieros, bancarios y comerc	\$28,840.21	\$0.00	\$0.00	\$0.00	\$10,880.00	\$4,500.00	\$1,260.21	\$0.00	\$0.00	\$8,500.00	\$0.00	\$0.00	\$3,700.00	\$28,840.21	\$0.00
347000 Fletes y maniobras	\$28,840.21	\$0.00	\$0.00	\$0.00	\$10,880.00	\$4,500.00	\$1,260.21	\$0.00	\$0.00	\$8,500.00	\$0.00	\$0.00	\$3,700.00	\$28,840.21	\$0.00
350000 Servicios de instalación, reparación, mant	\$3,335,950.18	\$170,567.20	\$973,664.30	\$445,634.00	\$213,549.02	\$216,358.30	\$230,309.35	\$12,204.00	\$33,590.57	\$277,240.83	\$231,398.30	\$74,474.01	\$456,963.30	\$3,335,950.18	\$0.00
351000 Conservación y mantenimiento menor de in	\$485,172.84	\$4,397.00	\$126,985.62	\$13,534.00	\$2,402.40	\$46,908.31	\$13,511.00	\$5,336.00	\$18,456.20	\$199,959.46	\$28,515.00	\$15,912.50	\$69,255.35	\$485,172.84	\$0.00
353000 Instalación, reparación y mantenimiento de	\$15,000.00	\$0.00	\$15,000.00	\$0.00	\$0.00	\$0.00	\$0.00	\$0.00	\$1,350.01	\$0.00	\$0.00	\$0.00	\$0.00	\$15,000.00	\$0.00
353001 Mantenimiento de bienes informáticos	\$15,000.00	\$0.00	\$15,000.00	\$0.00	\$0.00	\$0.00	\$0.00	\$0.00	\$1,350.01	\$0.00	\$0.00	\$0.00	\$0.00	\$15,000.00	\$0.00
355000 Reparación y mantenimiento de equipo de t	\$562,362.92	\$166,170.20	\$91,395.16	\$0.00	\$12,870.60	\$0.00	\$103,898.35	\$3,965.00	\$9,457.08	\$28,867.81	\$68,801.04	\$1,280.00	\$78,657.68	\$562,362.92	\$0.00
355001 Mantenimiento de Vehículos	\$562,362.92	\$166,170.20	\$91,395.16	\$0.00	\$12,870.60	\$0.00	\$103,898.35	\$3,965.00	\$9,457.08	\$28,867.81	\$68,801.04	\$1,280.00	\$78,657.68	\$562,362.92	\$0.00
357000 Instalación, reparación y mantenimiento de	\$4,050.00	\$0.00	\$4,050.00	\$0.00	\$0.00	\$0.00	\$0.00	\$0.00	\$0.00	\$0.00	\$0.00	\$0.00	\$0.00	\$4,050.00	\$0.00
357001 Mantenimiento de Maquinaria y Equipo	\$4,050.00	\$0.00	\$4,050.00	\$0.00	\$0.00	\$0.00	\$0.00	\$0.00	\$0.00	\$0.00	\$0.00	\$0.00	\$0.00	\$4,050.00	\$0.00
358000 Servicios de limpieza y manejo de desecho:	\$2,198,130.42	\$0.00	\$719,815.52	\$426,300.00	\$188,276.02	\$160,100.00	\$112,900.00	\$0.00	\$1,927.28	\$101,337.56	\$118,218.26	\$57,281.51	\$301,974.27	\$2,198,130.42	\$0.00
358001 Servicio de Limpieza y manejo de desecho	\$2,198,130.42	\$0.00	\$719,815.52	\$426,300.00	\$188,276.02	\$160,100.00	\$112,900.00	\$0.00	\$1,927.28	\$101,337.56	\$118,218.26	\$57,281.51	\$301,974.27	\$2,198,130.42	\$0.00
359000 Servicios de jardinería y fumigación	\$71,234.00	\$0.00	\$18,418.00	\$5,800.00	\$0.00	\$6,700.00	\$0.00	\$2,900.00	\$3,400.00	\$7,076.00	\$17,884.00	\$0.00	\$7,076.00	\$71,234.00	\$0.00
359001 Servicios de jardinería y fumigación	\$71,234.00	\$0.00	\$18,418.00	\$5,800.00	\$0.00	\$6,700.00	\$0.00	\$2,900.00	\$3,400.00	\$7,076.00	\$17,884.00	\$0.00	\$7,076.00	\$71,234.00	\$0.00
370000 Servicios de traslado y viáticos	\$191,296.98	\$0.00	\$0.00	\$3,877.01	\$4,476.03	\$728.00	\$5,106.00	\$18,705.64	\$13,250.14	\$5,888.00	\$57,816.59	\$59,727.67	\$21,621.88	\$191,296.98	\$0.00
370001 Viáticos en el país	\$191,296.98	\$0.00	\$0.00	\$3,877.01	\$4,476.03	\$728.00	\$5,106.00	\$18,705.64	\$13,250.14	\$5,888.00	\$57,816.59	\$59,727.67	\$21,621.88	\$191,296.98	\$0.00
375001 Viáticos en el país	\$191,296.98	\$0.00	\$0.00	\$3,877.01	\$4,476.03	\$728.00	\$5,106.00	\$18,705.64	\$13,250.14	\$5,888.00	\$57,816.59	\$59,727.67	\$21,621.88	\$191,296.98	\$0.00
380000 Servicios oficiales	\$1,565,980.24	\$346,614.47	\$378,385.00	\$11,667.00	\$9,280.00	\$64,680.00	\$33,650.00	\$259,186.84	\$160,795.84	\$150,387.80	\$61,802.18	\$9,171.14	\$80,347.97	\$1,565,980.24	\$0.00
382000 Gastos de orden social y cultural	\$1,565,980.24	\$346,614.47	\$378,385.00	\$11,667.00	\$9,280.00	\$64,680.00	\$33,650.00	\$259,186.84	\$160,795.84	\$150,387.80	\$61,802.18	\$9,171.14	\$80,347.97	\$1,565,980.24	\$0.00
382001 Gastos de orden social	\$1,565,980.24	\$346,614.47	\$378,385.00	\$11,667.00	\$9,280.00	\$64,680.00	\$33,650.00	\$259,186.84	\$160,795.84	\$150,387.80	\$61,802.18	\$9,171.14	\$80,347.97	\$1,565,980.24	\$0.00
390000 Otros servicios generales	\$87,877.90	\$467.82	\$71,395.70	\$0.00	\$167.42	\$0.00	\$0.00	\$0.00	\$167.42	\$12,000.00	\$1,200.00	\$1,004.54	\$1,475.00	\$87,877.90	\$0.00
392000 Impuestos y derechos	\$87,877.90	\$467.82	\$71,395.70	\$0.00	\$167.42	\$0.00	\$0.00	\$0.00	\$167.42	\$12,000.00	\$1,200.00	\$1,004.54	\$1,475.00	\$87,877.90	\$0.00
392006 Pago de derechos	\$87,877.90	\$467.82	\$71,395.70	\$0.00	\$167.42	\$0.00	\$0.00	\$0.00	\$167.42	\$12,000.00	\$1,200.00	\$1,004.54	\$1,475.00	\$87,877.90	\$0.00
400000 TRANSFERENCIAS, ASIGNACIONES	\$5,651,442.54	\$475,921.81	\$303,949.54	\$480,501.63	\$713,279.27	\$284,123.78	\$516,530.32	\$340,662.95	\$321,629.12	\$924,662.91	\$521,726.15	\$126,373.81	\$632,261.25	\$5,651,442.54	\$0.00
440000 Ayudas sociales	\$5,651,442.54	\$475,921.81	\$303,949.54	\$480,501.63	\$713,279.27	\$284,123.78	\$516,530.32	\$340,662.95	\$321,629.12	\$924,662.91	\$521,726.15	\$126,373.81	\$632,261.25	\$5,651,442.54	\$0.00
441000 Ayudas sociales a personas	\$2,863,998.28	\$132,804.88	\$100,690.14	\$248,515.00	\$354,050.75	\$235,378.88	\$363,835.70	\$192,009.60	\$160,788.24	\$277,625.00	\$273,038.48	\$109,360.00	\$412,080.61	\$2,863,998.28	\$0.00
441001 Ayudas sociales a personas	\$2,863,998.28	\$132,804.88	\$100,690.14	\$248,515.00	\$354,050.75	\$235,378.88	\$363,835.70	\$192,009.60	\$160,788.24	\$277,625.00	\$273,038.48	\$109,360.00	\$412,080.61	\$2,863,998.28	\$0.00
445000 Ayudas sociales a instituciones sin fines de	\$2,787,444.26	\$343,116.93	\$203,259.40	\$231,986.63	\$359,228.52	\$58,743.90	\$149,694.62	\$147,753.35	\$163,840.88	\$646,957.91	\$246,687.67	\$17,013.81	\$220,190.64	\$2,787,444.26	\$0.00
445001 Ayudas sociales a instituciones sin fines de	\$2,787,444.26	\$343,116.93	\$203,259.40	\$231,986.63	\$359,228.52	\$58,743.90	\$149,694.62	\$147,753.35	\$163,840.88	\$646,957.91	\$246,687.67	\$17,013.81	\$220,190.64	\$2,787,444.26	\$0.00
445003 Apoyo a Comunidades	\$174,385.46	\$9,046.00	\$9,046.00	\$0.00	\$0.00	\$15,000.00	\$34,180.00	\$10,680.00	\$0.00	\$21,500.00	\$44,162.89	\$0.00	\$30,334.47	\$174,385.46	\$0.00
445003 Apoyo a Comunidades	\$174,385.46	\$9,046.00	\$9,046.00	\$0.00	\$0.00	\$15,000.00	\$34,180.00	\$10,680.00	\$0.00	\$21,500.00	\$44,162.89	\$0.00	\$30,334.47	\$174,385.46	\$0.00
500000 BIENES MUEBLES, INMUEBLES E IN	\$2,613,058.80	\$334,068.93	\$163,878.40	\$231,986.63	\$359,228.52	\$43,743.60	\$115,514.62	\$138,673.35	\$160,840.98	\$625,457.91	\$204,504.68	\$7,013.81	\$1,989,963.37	\$2,613,058.80	\$0.00
540000 Vehículos y equipo de transporte	\$1,050,000.00	\$0.00	\$0.00	\$0.00	\$0.00	\$0.00	\$0.00	\$150,800.00	\$0.00	\$900,000.00	\$0.00	\$0.00	\$0.00	\$1,050,000.00	\$0.00
541000 Vehículos y equipo terrestre	\$1,050,000.00	\$0.00	\$0.00	\$0.00	\$0.00	\$0.00	\$0.00	\$150,800.00	\$0.00	\$900,000.00	\$0.00	\$0.00	\$0.00	\$1,050,000.00	\$0.00

Page 2

*[Signature]*

Bajo protesta de decir verdad declaramos que las cifras contenidas en este estado financiero son veraces y contienen toda la información referente a la situación y/o los resultados del Municipio de Tecozautla, afirmando ser legalmente responsables de la autenticidad y veracidad de las mismas, y así mismo asumimos la responsabilidad derivada de cualquier declaración en falso sobre las mismas.





Utr. SUPERVISOR  
Rep: rptAnaliticoPresupuestoEgresos\_FF

**Municipio de Tecozautla**  
**Estado de Hidalgo**  
**Analitico Mensual de Egresos Pagados por Fuente de Financiamiento al 31/dic./2022**  
(Cuentas con Movimientos)  
(Cifras en pesos y centavos)

Fecha y hora de Impresión  
14/mar./2023  
10:19 a. m.

Objeto del Gasto	Presupuesto Vigente	Ene	Feb	Mar	Abr	May	Jun	Jul	Ago	Sep	Oct	Nov	Dic	Total	Diferencia (Vigente - Total)
541001 Vehículos y Equipo Terrestre	\$900,000.00	\$0.00	\$0.00	\$0.00	\$0.00	\$0.00	\$0.00	\$0.00	\$0.00	\$900,000.00	\$0.00	\$0.00	\$0.00	\$900,000.00	\$0.00
560000 Maquinaria, otros equipos y herramientas	\$150,800.00	\$0.00	\$0.00	\$0.00	\$0.00	\$0.00	\$0.00	\$150,800.00	\$0.00	\$0.00	\$0.00	\$0.00	\$0.00	\$150,800.00	\$0.00
565000 Equipo de comunicación y telecomunicación	\$150,800.00	\$0.00	\$0.00	\$0.00	\$0.00	\$0.00	\$0.00	\$150,800.00	\$0.00	\$0.00	\$0.00	\$0.00	\$0.00	\$150,800.00	\$0.00
565001 Equipos y Aparatos de Comunicación y Tel	\$150,800.00	\$0.00	\$0.00	\$0.00	\$0.00	\$0.00	\$0.00	\$150,800.00	\$0.00	\$0.00	\$0.00	\$0.00	\$0.00	\$150,800.00	\$0.00
<b>RECURSOS PROPIOS</b>	<b>\$15,768,461.90</b>	<b>\$1,459,035.12</b>	<b>\$7,208,316.23</b>	<b>\$1,228,357.53</b>	<b>\$1,250,287.47</b>	<b>\$870,462.74</b>	<b>\$975,284.39</b>	<b>\$1,006,166.27</b>	<b>\$891,173.83</b>	<b>\$2,873,328.21</b>	<b>\$1,131,707.49</b>	<b>\$325,292.87</b>	<b>\$1,385,086.65</b>	<b>\$15,768,461.90</b>	<b>\$0.00</b>

**1001 FONDO GENERAL DE PARTICIPACIONES (FGP)**

SERVICIOS PERSONALES	Ene	Feb	Mar	Abr	May	Jun	Jul	Ago	Sep	Oct	Nov	Dic	Total	Diferencia
110000 Remuneraciones al personal de carácter F	\$821,714.00	\$2,483,038.00	\$1,761,120.00	\$1,734,631.00	\$1,737,894.00	\$1,782,416.00	\$1,722,801.00	\$1,730,645.00	\$1,748,875.00	\$840,051.00	\$2,854,233.00	\$5,336,907.00	\$25,043,222.00	\$0.00
111000 Dietas	\$163,105.00	\$660,514.00	\$411,810.00	\$411,810.00	\$411,810.00	\$411,810.00	\$411,810.00	\$411,810.00	\$411,810.00	\$163,105.00	\$660,514.00	\$248,704.00	\$4,778,814.00	\$0.00
111001 Dietas	\$163,105.00	\$660,514.00	\$411,810.00	\$411,810.00	\$411,810.00	\$411,810.00	\$411,810.00	\$411,810.00	\$411,810.00	\$163,105.00	\$660,514.00	\$248,704.00	\$4,778,814.00	\$0.00
113000 Sueldos base al personal permanente	\$658,608.00	\$2,032,585.00	\$1,339,310.00	\$1,322,821.00	\$1,326,184.00	\$1,327,318.00	\$1,310,991.00	\$1,317,135.00	\$1,336,865.00	\$676,955.00	\$2,108,574.00	\$1,568,448.00	\$16,325,784.00	\$0.00
113001 Sueldos	\$658,608.00	\$2,032,585.00	\$1,339,310.00	\$1,322,821.00	\$1,326,184.00	\$1,327,318.00	\$1,310,991.00	\$1,317,135.00	\$1,336,865.00	\$676,955.00	\$2,108,574.00	\$1,568,448.00	\$16,325,784.00	\$0.00
130000 Remuneraciones adicionales y especiales	\$0.00	\$50,887.00	\$48,395.00	\$73,778.00	\$30,744.00	\$43,280.00	\$0.00	\$1,700.00	\$8,368.00	\$68,771.00	\$85,145.00	\$3,619,785.00	\$3,938,814.00	\$0.00
132000 Primas de vacaciones, dominical y gratificac	\$0.00	\$0.00	\$0.00	\$0.00	\$0.00	\$0.00	\$0.00	\$0.00	\$0.00	\$0.00	\$0.00	\$3,476,569.00	\$3,476,569.00	\$0.00
132001 Primas de Vacaciones y Dominical	\$0.00	\$0.00	\$0.00	\$0.00	\$0.00	\$0.00	\$0.00	\$0.00	\$0.00	\$0.00	\$0.00	\$3,476,569.00	\$3,476,569.00	\$0.00
132002 Gratificación Anual	\$0.00	\$0.00	\$0.00	\$0.00	\$0.00	\$0.00	\$0.00	\$0.00	\$0.00	\$0.00	\$0.00	\$257,214.00	\$257,214.00	\$0.00
133000 Horas extraordinarias	\$0.00	\$50,887.00	\$48,395.00	\$71,108.00	\$38,744.00	\$43,280.00	\$0.00	\$1,700.00	\$8,368.00	\$68,771.00	\$85,145.00	\$43,186.00	\$459,575.00	\$0.00
133001 Horas extras	\$0.00	\$50,887.00	\$48,395.00	\$71,108.00	\$38,744.00	\$43,280.00	\$0.00	\$1,700.00	\$8,368.00	\$68,771.00	\$85,145.00	\$43,186.00	\$459,575.00	\$0.00
134000 Compensaciones	\$0.00	\$2,670.00	\$0.00	\$2,670.00	\$0.00	\$0.00	\$0.00	\$0.00	\$0.00	\$0.00	\$0.00	\$0.00	\$5,375.00	\$0.00
134001 Compensaciones	\$0.00	\$2,670.00	\$0.00	\$2,670.00	\$0.00	\$0.00	\$0.00	\$0.00	\$0.00	\$0.00	\$0.00	\$0.00	\$5,375.00	\$0.00
200000 MATERIALES Y SUMINISTROS	\$322,584.20	\$171,005.63	\$94,924.18	\$842,033.04	\$896,657.98	\$229,380.12	\$28,375.23	\$409,221.60	\$147,414.07	\$477,220.95	\$92,319.05	\$96,007.83	\$5,472,443.89	\$0.00
210000 Materiales de administración, emisión de	\$181,766.70	\$111,766.19	\$29,205.09	\$512,404.21	\$492,176.87	\$63,782.20	\$2,625.23	\$195,530.57	\$58,812.00	\$291,625.80	\$53,885.23	\$227,438.35	\$2,607,006.24	\$0.00
211000 Materiales, útiles y equipos menores de ofic	\$226.20	\$74,285.77	\$22,233.81	\$68,002.45	\$160,768.83	\$43,336.20	\$11,425.23	\$51,604.63	\$26,798.00	\$0.00	\$53,885.23	\$47,989.78	\$558,554.13	\$0.00
211001 Material de Oficina	\$226.20	\$74,285.77	\$22,233.81	\$68,002.45	\$160,768.83	\$43,336.20	\$11,425.23	\$51,604.63	\$26,798.00	\$0.00	\$53,885.23	\$47,989.78	\$558,554.13	\$0.00
212000 Materiales y útiles de impresión y reproduc	\$43,719.49	\$6,848.36	\$91,928.00	\$0.00	\$84,080.00	\$0.00	\$0.00	\$0.00	\$1,879.20	\$28,605.60	\$0.00	\$110,737.01	\$358,387.66	\$0.00
212001 Materiales y Útiles de Impresión	\$43,719.49	\$6,848.36	\$91,928.00	\$0.00	\$84,080.00	\$0.00	\$0.00	\$0.00	\$1,879.20	\$28,605.60	\$0.00	\$110,737.01	\$358,387.66	\$0.00
216000 Material de limpieza	\$137,820.01	\$30,652.06	\$190,043.28	\$446,401.76	\$246,727.04	\$20,416.00	\$11,200.00	\$144,925.94	\$30,136.80	\$283,020.00	\$0.00	\$88,711.56	\$1,590,054.45	\$0.00
216001 Material de Limpieza	\$137,820.01	\$30,652.06	\$190,043.28	\$446,401.76	\$246,727.04	\$20,416.00	\$11,200.00	\$144,925.94	\$30,136.80	\$283,020.00	\$0.00	\$88,711.56	\$1,590,054.45	\$0.00
220000 Alimentos y utensilios	\$21,310.00	\$33,063.40	\$54,298.88	\$120,700.73	\$10,870.00	\$11,080.00	\$5,400.00	\$5,880.00	\$24,080.00	\$0.00	\$21,375.00	\$229,663.20	\$337,121.21	\$0.00
221000 Productos alimenticios para personas	\$21,310.00	\$33,063.40	\$54,298.88	\$120,700.73	\$10,870.00	\$11,080.00	\$5,400.00	\$5,880.00	\$24,080.00	\$0.00	\$21,375.00	\$229,663.20	\$337,121.21	\$0.00
221001 Alimentación de Personas	\$21,310.00	\$33,063.40	\$54,298.88	\$120,700.73	\$10,870.00	\$11,080.00	\$5,400.00	\$5,880.00	\$24,080.00	\$0.00	\$21,375.00	\$229,663.20	\$337,121.21	\$0.00
240000 Materiales y artículos de construcción y d	\$26,813.00	\$967.50	\$146,089.44	\$37,599.00	\$6,258.00	\$0.00	\$0.00	\$161,238.70	\$0.00	\$37,004.00	\$0.00	\$0.00	\$527,385.04	\$0.00
240001 Material eléctrico y electrónico	\$26,813.00	\$967.50	\$146,089.44	\$37,599.00	\$6,258.00	\$0.00	\$0.00	\$161,238.70	\$0.00	\$37,004.00	\$0.00	\$0.00	\$527,385.04	\$0.00
246001 Material Eléctrico	\$26,813.00	\$967.50	\$146,089.44	\$37,599.00	\$6,258.00	\$0.00	\$0.00	\$161,238.70	\$0.00	\$37,004.00	\$0.00	\$0.00	\$527,385.04	\$0.00
249000 Otros materiales y artículos de construcción	\$28,813.00	\$967.50	\$146,089.44	\$37,599.00	\$6,258.00	\$0.00	\$0.00	\$161,238.70	\$0.00	\$37,004.00	\$0.00	\$0.00	\$527,385.04	\$0.00
249001 Otros materiales y artículos de construcción	\$28,813.00	\$967.50	\$146,089.44	\$37,599.00	\$6,258.00	\$0.00	\$0.00	\$161,238.70	\$0.00	\$37,004.00	\$0.00	\$0.00	\$527,385.04	\$0.00
250000 Productos químicos, farmacéuticos y de l	\$0.00	\$2,319.15	\$112,207.08	\$105,546.08	\$75,071.72	\$75,071.72	\$0.00	\$45,871.33	\$64,016.03	\$18,591.31	\$17,058.82	\$252,186.62	\$528,585.87	\$0.00
250001 Medicinas y productos farmacéuticos	\$0.00	\$2,319.15	\$112,207.08	\$105,546.08	\$75,071.72	\$75,071.72	\$0.00	\$45,871.33	\$64,016.03	\$18,591.31	\$17,058.82	\$252,186.62	\$528,585.87	\$0.00

"Bajo protesta de decir verdad declaramos que las cifras contenidas en este estado financiero son veraces y contienen toda la información referente a la situación y/o los resultados del Municipio de Tecozautla, afirmando ser legalmente responsables de la autenticidad y veracidad de las mismas, y así mismo asumimos la responsabilidad derivada de cualquier declaración en falso sobre las mismas."





Utr: SUPERVISOR  
Rep: rptAnaliticoPresupuestoEgresos\_FF

**Municipio de Tecozautla**  
**Estado de Hidalgo**  
**Analitico Mensual de Egresos Pagados por Fuente de Financiamiento al 31/dic./2022**  
(Cuentas con Movimientos)  
(Cifras en pasos y centavos)

Fecha y hora de Impresión  
14/mar./2023  
10:19 a. m.

Objeto del Gasto	Presupuesto Vigente	Ene	Feb	Mar	Abr	May	Jun	Jul	Ago	Sep	Oct	Nov	Dic	Total	Diferencia (Vigente - Total)
253001 Medicinas y Productos Farmacéuticos	\$928,585.97	\$0.00	\$2,319.15	\$112,207.08	\$105,546.08	\$105,715.78	\$75,071.72	\$0.00	\$45,871.33	\$64,018.03	\$148,591.36	\$17,058.82	\$252,186.62	\$928,585.97	\$0.00
260000 Combustibles, lubricantes y aditivos	\$695,377.76	\$66,333.58	\$0.00	\$202,171.98	\$60,103.99	\$224,091.04	\$54,578.31	\$0.00	\$0.00	\$0.00	\$0.00	\$0.00	\$68,098.86	\$695,377.76	\$0.00
261000 Combustibles, lubricantes y aditivos	\$695,377.76	\$66,333.58	\$0.00	\$202,171.98	\$60,103.99	\$224,091.04	\$54,578.31	\$0.00	\$0.00	\$0.00	\$0.00	\$0.00	\$68,098.86	\$695,377.76	\$0.00
261001 Combustibles y Lubricantes vehiculos y equ	\$695,377.76	\$66,333.58	\$0.00	\$202,171.98	\$60,103.99	\$224,091.04	\$54,578.31	\$0.00	\$0.00	\$0.00	\$0.00	\$0.00	\$68,098.86	\$695,377.76	\$0.00
270000 Vestuario, blancos, prendas de protección	\$181,557.86	\$0.00	\$14,147.38	\$140,009.21	\$0.00	\$9,875.29	\$9,199.98	\$0.00	\$0.00	\$0.00	\$0.00	\$0.00	\$8,526.00	\$181,557.86	\$0.00
271000 Vestuario y uniformes	\$181,557.86	\$0.00	\$14,147.38	\$140,009.21	\$0.00	\$9,875.29	\$9,199.98	\$0.00	\$0.00	\$0.00	\$0.00	\$0.00	\$8,526.00	\$181,557.86	\$0.00
271001 Vestuario, Uniformes	\$181,557.86	\$0.00	\$14,147.38	\$140,009.21	\$0.00	\$9,875.29	\$9,199.98	\$0.00	\$0.00	\$0.00	\$0.00	\$0.00	\$8,526.00	\$181,557.86	\$0.00
280000 Materiales y suministros para seguridad	\$10,660.40	\$0.00	\$0.00	\$0.00	\$0.00	\$0.00	\$0.00	\$0.00	\$0.00	\$0.00	\$0.00	\$0.00	\$10,660.40	\$10,660.40	\$0.00
282000 Materiales de seguridad pública	\$10,660.40	\$0.00	\$0.00	\$0.00	\$0.00	\$0.00	\$0.00	\$0.00	\$0.00	\$0.00	\$0.00	\$0.00	\$10,660.40	\$10,660.40	\$0.00
282001 Materiales de Seguridad Pública	\$10,660.40	\$0.00	\$0.00	\$0.00	\$0.00	\$0.00	\$0.00	\$0.00	\$0.00	\$0.00	\$0.00	\$0.00	\$10,660.40	\$10,660.40	\$0.00
290000 Herramientas, refacciones y accesorios m	\$84,749.41	\$4,361.92	\$8,722.01	\$262.50	\$5,679.03	\$48,172.00	\$0.00	\$1,350.00	\$0.00	\$504.04	\$0.00	\$0.00	\$0.00	\$84,749.41	\$0.00
291000 Herramientas menores	\$84,993.04	\$4,361.92	\$8,606.59	\$0.00	\$3,348.49	\$48,172.00	\$0.00	\$0.00	\$0.00	\$504.04	\$0.00	\$0.00	\$0.00	\$84,993.04	\$0.00
291001 Herramientas Menores	\$84,993.04	\$4,361.92	\$8,606.59	\$0.00	\$3,348.49	\$48,172.00	\$0.00	\$0.00	\$0.00	\$504.04	\$0.00	\$0.00	\$0.00	\$84,993.04	\$0.00
294000 Refacciones y accesorios menores de equi	\$18,756.37	\$0.00	\$115.42	\$262.50	\$2,330.54	\$0.00	\$15,697.91	\$1,350.00	\$0.00	\$0.00	\$0.00	\$0.00	\$0.00	\$18,756.37	\$0.00
294001 Refacciones y accesorios menores de equi	\$18,756.37	\$0.00	\$115.42	\$262.50	\$2,330.54	\$0.00	\$15,697.91	\$1,350.00	\$0.00	\$0.00	\$0.00	\$0.00	\$0.00	\$18,756.37	\$0.00
294001 Refacciones y accesorios menores de equi	\$18,756.37	\$0.00	\$115.42	\$262.50	\$2,330.54	\$0.00	\$15,697.91	\$1,350.00	\$0.00	\$0.00	\$0.00	\$0.00	\$0.00	\$18,756.37	\$0.00
300000 SERVICIOS GENERALES	\$8,976,424.75	\$367,377.77	\$731,462.91	\$907,769.77	\$535,962.40	\$539,209.10	\$2,420,725.30	\$1,722,262.20	\$411,566.69	\$201,742.12	\$392,775.32	\$144,085.28	\$801,506.89	\$8,976,424.75	\$0.00
310000 Servicios básicos	\$61,304.80	\$0.00	\$5,422.00	\$4,959.00	\$5,219.00	\$11,976.00	\$0.00	\$7,392.00	\$0.00	\$17,559.00	\$0.00	\$0.00	\$0.00	\$61,304.80	\$0.00
312000 Gas	\$7,242.80	\$0.00	\$0.00	\$0.00	\$0.00	\$0.00	\$0.00	\$0.00	\$0.00	\$0.00	\$0.00	\$0.00	\$0.00	\$7,242.80	\$0.00
312001 Gas	\$7,242.80	\$0.00	\$0.00	\$0.00	\$0.00	\$0.00	\$0.00	\$0.00	\$0.00	\$0.00	\$0.00	\$0.00	\$0.00	\$7,242.80	\$0.00
314000 Telefonía tradicional	\$54,062.00	\$0.00	\$5,422.00	\$4,959.00	\$5,219.00	\$11,976.00	\$0.00	\$7,392.00	\$0.00	\$17,559.00	\$0.00	\$0.00	\$0.00	\$54,062.00	\$0.00
314001 Servicio Telefónico Tradicional	\$54,062.00	\$0.00	\$5,422.00	\$4,959.00	\$5,219.00	\$11,976.00	\$0.00	\$7,392.00	\$0.00	\$17,559.00	\$0.00	\$0.00	\$0.00	\$54,062.00	\$0.00
330000 Servicios profesionales, científicos, técni	\$149,675.50	\$0.00	\$0.00	\$0.00	\$0.00	\$0.00	\$0.00	\$0.00	\$0.00	\$89,160.00	\$68,127.50	\$0.00	\$0.00	\$149,675.50	\$0.00
331000 Servicios legales, de contabilidad, auditoría	\$149,675.50	\$0.00	\$0.00	\$0.00	\$0.00	\$0.00	\$0.00	\$0.00	\$0.00	\$89,160.00	\$68,127.50	\$0.00	\$0.00	\$149,675.50	\$0.00
331001 Servicios legales	\$149,675.50	\$0.00	\$0.00	\$0.00	\$0.00	\$0.00	\$0.00	\$0.00	\$0.00	\$89,160.00	\$68,127.50	\$0.00	\$0.00	\$149,675.50	\$0.00
350000 Servicios de instalación, reparación, mant	\$1,683,506.25	\$83,859.76	\$299,799.88	\$242,651.00	\$224,082.02	\$289,630.31	\$74,408.12	\$7,500.40	\$107,510.69	\$40,628.12	\$134,557.22	\$45,683.28	\$143,165.45	\$1,683,506.25	\$0.00
351000 Conservación y mantenimiento menor de in	\$748,914.88	\$40,000.00	\$216,998.82	\$127,593.12	\$66,646.95	\$236,301.26	\$1,997.00	\$280.00	\$5,166.00	\$9,540.12	\$25,460.07	\$0.00	\$16,911.64	\$748,914.88	\$0.00
351001 Conservación y mantenimiento menor de in	\$748,914.88	\$40,000.00	\$216,998.82	\$127,593.12	\$66,646.95	\$236,301.26	\$1,997.00	\$280.00	\$5,166.00	\$9,540.12	\$25,460.07	\$0.00	\$16,911.64	\$748,914.88	\$0.00
352000 Instalación, reparación y mantenimiento de	\$3,347.60	\$0.00	\$0.00	\$3,347.60	\$0.00	\$0.00	\$0.00	\$0.00	\$0.00	\$0.00	\$0.00	\$0.00	\$0.00	\$3,347.60	\$0.00
352001 Mantenimiento de Equipo y Aparatos de Co	\$3,347.60	\$0.00	\$0.00	\$3,347.60	\$0.00	\$0.00	\$0.00	\$0.00	\$0.00	\$0.00	\$0.00	\$0.00	\$0.00	\$3,347.60	\$0.00
353000 Instalación, reparación y mantenimiento de	\$24,320.00	\$650.00	\$19,720.00	\$0.00	\$0.00	\$0.00	\$850.00	\$1,200.00	\$0.00	\$1,700.00	\$0.00	\$0.00	\$0.00	\$24,320.00	\$0.00
353001 Mantenimiento de bienes informáticos	\$24,320.00	\$650.00	\$19,720.00	\$0.00	\$0.00	\$0.00	\$850.00	\$1,200.00	\$0.00	\$1,700.00	\$0.00	\$0.00	\$0.00	\$24,320.00	\$0.00
355000 Reparación y mantenimiento de equipo de t	\$789,141.28	\$41,443.76	\$63,081.06	\$110,450.00	\$155,435.07	\$53,329.05	\$71,581.12	\$5,092.40	\$82,767.09	\$29,388.00	\$50,319.82	\$0.00	\$126,273.61	\$789,141.28	\$0.00
355001 Mantenimiento de Vehículos	\$789,141.28	\$41,443.76	\$63,081.06	\$110,450.00	\$155,435.07	\$53,329.05	\$71,581.12	\$5,092.40	\$82,767.09	\$29,388.00	\$50,319.82	\$0.00	\$126,273.61	\$789,141.28	\$0.00
357000 Instalación, reparación y mantenimiento de	\$23,311.88	\$1,566.00	\$0.00	\$1,260.28	\$0.00	\$0.00	\$0.00	\$928.00	\$19,557.60	\$0.00	\$0.00	\$0.00	\$0.00	\$23,311.88	\$0.00
357001 Mantenimiento de Maquinaria y Equipo	\$23,311.88	\$1,566.00	\$0.00	\$1,260.28	\$0.00	\$0.00	\$0.00	\$928.00	\$19,557.60	\$0.00	\$0.00	\$0.00	\$0.00	\$23,311.88	\$0.00
358000 Servicios de limpieza y manejo de desecho:	\$104,470.51	\$0.00	\$0.00	\$0.00	\$0.00	\$0.00	\$0.00	\$0.00	\$0.00	\$0.00	\$0.00	\$0.00	\$0.00	\$104,470.51	\$0.00
358001 Servicio de Limpieza y manejo de desecho	\$104,470.51	\$0.00	\$0.00	\$0.00	\$0.00	\$0.00	\$0.00	\$0.00	\$0.00	\$0.00	\$0.00	\$0.00	\$0.00	\$104,470.51	\$0.00
360000 Servicios de comunicación social y public	\$5,740.00	\$0.00	\$0.00	\$1,100.00	\$0.00	\$0.00	\$0.00	\$0.00	\$0.00	\$0.00	\$0.00	\$0.00	\$0.00	\$5,740.00	\$0.00
363000 Servicios de creatividad, producción y pr	\$5,740.00	\$0.00	\$0.00	\$1,100.00	\$0.00	\$0.00	\$0.00	\$0.00	\$0.00	\$0.00	\$0.00	\$0.00	\$0.00	\$5,740.00	\$0.00
363001 Servicios de creatividad, producción y pr	\$5,740.00	\$0.00	\$0.00	\$1,100.00	\$0.00	\$0.00	\$0.00	\$0.00	\$0.00	\$0.00	\$0.00	\$0.00	\$0.00	\$5,740.00	\$0.00

"Bajo protesta de decir verdad declaramos que las cifras contenidas en este estado financiero son veraces y contienen toda la información referente a la situación y/o los resultados del Municipio de Tecozautla, afirmando ser legalmente responsables de la autenticidad y veracidad de las mismas, y así mismo asumimos la responsabilidad derivada de cualquier declaración en falso sobre las mismas".

*[Firma]*

*[Firma]*

*[Firma]*



**Municipio de Tecozautla**  
**Estado de Hidalgo**  
**Analitico Mensual de Egresos Pagados por Fuente de Financiamiento al 31/dic./2022**  
(Cuentas con Movimientos)  
(Cifras en pasos y centavos)

Fecha y 14/mar./2023  
hora de Impresión 10:19 a. m.

Objeto del Gasto	Presupuesto Vigente	Ene	Feb	Mar	Abr	May	Jun	Jul	Agosto	Sep	Oct	Nov	Dic	Total	Diferencia (Vigente - Total)
370000 Servicios de traslado y viáticos	\$120,047.16	\$7,834.01	\$15,050.54	\$15,792.50	\$13,685.98	\$7,204.99	\$14,877.18	\$9,634.00	\$2,870.00	\$6,327.00	\$9,799.96	\$5,304.00	\$11,687.00	\$120,047.16	\$0.00
375000 Viáticos en el país	\$120,047.16	\$7,834.01	\$15,050.54	\$15,792.50	\$13,685.98	\$7,204.99	\$14,877.18	\$9,634.00	\$2,870.00	\$6,327.00	\$9,799.96	\$5,304.00	\$11,687.00	\$120,047.16	\$0.00
375001 Viáticos en el país	\$120,047.16	\$7,834.01	\$15,050.54	\$15,792.50	\$13,685.98	\$7,204.99	\$14,877.18	\$9,634.00	\$2,870.00	\$6,327.00	\$9,799.96	\$5,304.00	\$11,687.00	\$120,047.16	\$0.00
380000 Servicios oficiales	\$6,676,348.04	\$230,950.00	\$408,808.49	\$611,996.27	\$292,975.40	\$122,936.80	\$2,425,800.00	\$1,687,755.80	\$299,611.00	\$69,600.00	\$173,074.64	\$27,500.00	\$314,329.64	\$6,676,348.04	\$0.00
382000 Gastos de orden social y cultural	\$6,676,348.04	\$230,950.00	\$408,808.49	\$611,996.27	\$292,975.40	\$122,936.80	\$2,425,800.00	\$1,687,755.80	\$299,611.00	\$69,600.00	\$173,074.64	\$27,500.00	\$314,329.64	\$6,676,348.04	\$0.00
382001 Gastos de orden social	\$6,676,348.04	\$230,950.00	\$408,808.49	\$611,996.27	\$292,975.40	\$122,936.80	\$2,425,800.00	\$1,687,755.80	\$299,611.00	\$69,600.00	\$173,074.64	\$27,500.00	\$314,329.64	\$6,676,348.04	\$0.00
390000 Otros servicios generales	\$269,803.00	\$44,724.00	\$2,382.00	\$31,271.00	\$0.00	\$107,460.00	\$0.00	\$0.00	\$0.00	\$8,468.00	\$7,216.00	\$65,588.00	\$2,694.00	\$269,803.00	\$0.00
392000 Impuestos y derechos	\$269,803.00	\$44,724.00	\$2,382.00	\$31,271.00	\$0.00	\$107,460.00	\$0.00	\$0.00	\$0.00	\$8,468.00	\$7,216.00	\$65,588.00	\$2,694.00	\$269,803.00	\$0.00
392006 Pago de derechos	\$269,803.00	\$44,724.00	\$2,382.00	\$31,271.00	\$0.00	\$107,460.00	\$0.00	\$0.00	\$0.00	\$8,468.00	\$7,216.00	\$65,588.00	\$2,694.00	\$269,803.00	\$0.00
400000 TRANSFERENCIAS, ASIGNACIONES	\$4,421,154.27	\$44,172.00	\$779,832.98	\$538,753.52	\$354,753.57	\$1,033,497.77	\$323,909.34	\$53,572.00	\$188,172.00	\$177,741.24	\$430,965.65	\$86,152.00	\$409,612.00	\$4,421,154.27	\$0.00
440000 Ayudas sociales	\$4,421,154.27	\$44,172.00	\$779,832.98	\$538,753.52	\$354,753.57	\$1,033,497.77	\$323,909.34	\$53,572.00	\$188,172.00	\$177,741.24	\$430,965.65	\$86,152.00	\$409,612.00	\$4,421,154.27	\$0.00
441000 Ayudas sociales a personas	\$1,630,471.61	\$44,172.00	\$314,224.66	\$341,568.80	\$135,000.00	\$278,552.97	\$94,995.34	\$13,400.00	\$93,200.00	\$88,008.84	\$97,650.00	\$42,500.00	\$147,200.00	\$1,630,471.61	\$0.00
441001 Ayudas sociales a personas	\$1,630,471.61	\$44,172.00	\$314,224.66	\$341,568.80	\$135,000.00	\$278,552.97	\$94,995.34	\$13,400.00	\$93,200.00	\$88,008.84	\$97,650.00	\$42,500.00	\$147,200.00	\$1,630,471.61	\$0.00
445000 Ayudas sociales a instituciones sin fines de	\$2,790,682.66	\$0.00	\$465,608.32	\$197,183.72	\$219,753.57	\$754,944.80	\$228,914.00	\$40,172.00	\$124,972.00	\$119,734.40	\$333,335.65	\$43,652.00	\$282,412.00	\$2,790,682.66	\$0.00
445003 Apoyo a Comunidades	\$2,790,682.66	\$0.00	\$465,608.32	\$197,183.72	\$219,753.57	\$754,944.80	\$228,914.00	\$40,172.00	\$124,972.00	\$119,734.40	\$333,335.65	\$43,652.00	\$282,412.00	\$2,790,682.66	\$0.00
<b>FONDO GENERAL DE PARTICIPACION</b>	<b>\$43,913,244.91</b>	<b>\$1,655,947.97</b>	<b>\$4,426,267.62</b>	<b>\$4,195,263.47</b>	<b>\$3,941,168.01</b>	<b>\$4,245,107.85</b>	<b>\$4,856,432.76</b>	<b>\$3,529,000.43</b>	<b>\$2,739,585.29</b>	<b>\$2,283,940.43</b>	<b>\$2,209,914.13</b>	<b>\$7,176,789.33</b>	<b>\$7,156,033.72</b>	<b>\$43,913,244.91</b>	<b>\$0.00</b>

**1002 IMPUESTO SOBRE AUTOMOVILES NUEVOS (ISAN)**

Objeto del Gasto	Presupuesto Vigente	Ene	Feb	Mar	Abr	May	Jun	Jul	Agosto	Sep	Oct	Nov	Dic	Total	Diferencia (Vigente - Total)
200000 Materiales de administración, emisión de	\$305,244.91	\$0.00	\$0.00	\$63,836.94	\$0.00	\$35,404.80	\$20,960.01	\$0.00	\$63,112.12	\$13,182.00	\$14,370.00	\$52,880.04	\$41,499.00	\$305,244.91	\$0.00
210000 Materiales y útiles de impresión y reproduc	\$48,512.01	\$0.00	\$0.00	\$0.00	\$0.00	\$0.00	\$20,960.01	\$0.00	\$0.00	\$13,182.00	\$14,370.00	\$0.00	\$0.00	\$48,512.01	\$0.00
212001 Materiales y útiles de impresión	\$48,512.01	\$0.00	\$0.00	\$0.00	\$0.00	\$0.00	\$20,960.01	\$0.00	\$0.00	\$13,182.00	\$14,370.00	\$0.00	\$0.00	\$48,512.01	\$0.00
216000 Material de limpieza	\$256,732.90	\$0.00	\$0.00	\$63,836.94	\$0.00	\$35,404.80	\$0.00	\$0.00	\$63,112.12	\$0.00	\$0.00	\$52,880.04	\$41,499.00	\$256,732.90	\$0.00
216001 Material de Limpieza	\$256,732.90	\$0.00	\$0.00	\$63,836.94	\$0.00	\$35,404.80	\$0.00	\$0.00	\$63,112.12	\$0.00	\$0.00	\$52,880.04	\$41,499.00	\$256,732.90	\$0.00
300000 SERVICIOS GENERALES	\$181,895.56	\$0.00	\$0.00	\$0.00	\$49,880.00	\$0.00	\$0.00	\$0.00	\$59,049.92	\$0.00	\$72,955.64	\$0.00	\$0.00	\$181,895.56	\$0.00
350000 Servicios de instalación, reparación, mani	\$181,895.56	\$0.00	\$0.00	\$0.00	\$49,880.00	\$0.00	\$0.00	\$0.00	\$59,049.92	\$0.00	\$72,955.64	\$0.00	\$0.00	\$181,895.56	\$0.00
350001 Servicios de limpieza y manejo de desecho	\$181,895.56	\$0.00	\$0.00	\$0.00	\$49,880.00	\$0.00	\$0.00	\$0.00	\$59,049.92	\$0.00	\$72,955.64	\$0.00	\$0.00	\$181,895.56	\$0.00
400000 TRANSFERENCIAS, ASIGNACIONES	\$21,819.33	\$0.00	\$0.00	\$0.00	\$0.00	\$0.00	\$0.00	\$0.00	\$0.00	\$0.00	\$0.00	\$0.00	\$21,819.33	\$21,819.33	\$0.00
440000 Ayudas sociales	\$21,819.33	\$0.00	\$0.00	\$0.00	\$0.00	\$0.00	\$0.00	\$0.00	\$0.00	\$0.00	\$0.00	\$0.00	\$21,819.33	\$21,819.33	\$0.00
441000 Ayudas sociales a personas	\$21,819.33	\$0.00	\$0.00	\$0.00	\$0.00	\$0.00	\$0.00	\$0.00	\$0.00	\$0.00	\$0.00	\$0.00	\$21,819.33	\$21,819.33	\$0.00
441001 Ayudas sociales a personas	\$21,819.33	\$0.00	\$0.00	\$0.00	\$0.00	\$0.00	\$0.00	\$0.00	\$0.00	\$0.00	\$0.00	\$0.00	\$21,819.33	\$21,819.33	\$0.00
<b>IMPUESTO SOBRE AUTOMOVILES NU</b>	<b>\$506,959.90</b>	<b>\$0.00</b>	<b>\$67,636.94</b>	<b>\$49,880.00</b>	<b>\$35,404.80</b>	<b>\$20,960.01</b>	<b>\$0.00</b>	<b>\$172,162.04</b>	<b>\$13,182.00</b>	<b>\$14,370.00</b>	<b>\$52,880.04</b>	<b>\$41,499.00</b>	<b>\$305,244.91</b>	<b>\$506,959.90</b>	<b>\$0.00</b>

**1003 IMPUESTO ESPECIAL SOBRE PRODUCTOS Y SERVICIOS**

Objeto del Gasto	Presupuesto Vigente	Ene	Feb	Mar	Abr	May	Jun	Jul	Agosto	Sep	Oct	Nov	Dic	Total	Diferencia (Vigente - Total)
200000 Materiales y suministros	\$265,804.78	\$0.00	\$0.00	\$116,000.00	\$0.00	\$0.00	\$47,560.00	\$0.00	\$0.00	\$0.00	\$0.00	\$102,241.78	\$0.00	\$265,804.78	\$0.00
210000 Materiales de administración, emisión de	\$186,312.29	\$0.00	\$0.00	\$116,000.00	\$0.00	\$0.00	\$47,560.00	\$0.00	\$0.00	\$0.00	\$0.00	\$5,600.00	\$0.00	\$186,312.29	\$0.00
212000 Materiales y útiles de impresión y reproduc	\$5,000.00	\$0.00	\$0.00	\$0.00	\$0.00	\$0.00	\$0.00	\$0.00	\$0.00	\$0.00	\$0.00	\$5,600.00	\$0.00	\$5,000.00	\$0.00



"Bajo protesta de decir verdad declaramos que las cifras contenidas en este estado financiero son veraces y contienen toda la información referente a la situación y/o los resultados del Municipio de Tecozautla, afirmando ser legalmente responsables de la autenticidad y veracidad de las mismas, y así mismo asumimos la responsabilidad derivada de cualquier declaración en falso sobre las mismas".





Utr. SUPERVISOR  
Rep: rptAnaliticoPresupuestoEgresos\_FF

**Municipio de Tecozautla**  
**Estado de Hidalgo**  
**Analitico Mensual de Egresos Pagados por Fuente de Financiamiento al 31/dic./2022**  
(Cuentas con Movimientos)  
(Cifras en pasos y centavos)

Fecha y hora de Impresión  
14/mar./2023  
10:19 a. m.

Objeto del Gasto	Presupuesto Vigente	Ene	Feb	Mar	Abr	May	Jun	Jul	Ago	Sep	Oct	Nov	Dic	Total	Diferencia (Vigente - Total)
212001 Materiales y Útiles de Impresión	\$5,000.00	\$0.00	\$0.00	\$0.00	\$0.00	\$0.00	\$0.00	\$0.00	\$0.00	\$0.00	\$0.00	\$5,000.00	\$0.00	\$5,000.00	\$0.00
216000 Material de Limpieza	\$181,312.29	\$0.00	\$0.00	\$116,000.00	\$0.00	\$0.00	\$47,560.00	\$0.00	\$0.00	\$0.00	\$0.00	\$17,752.29	\$0.00	\$181,312.29	\$0.00
216001 Material de Limpieza	\$181,312.29	\$0.00	\$0.00	\$116,000.00	\$0.00	\$0.00	\$47,560.00	\$0.00	\$0.00	\$0.00	\$0.00	\$17,752.29	\$0.00	\$181,312.29	\$0.00
260000 Combustibles, lubricantes y aditivos	\$79,492.49	\$0.00	\$0.00	\$0.00	\$0.00	\$0.00	\$0.00	\$0.00	\$0.00	\$0.00	\$0.00	\$79,492.49	\$0.00	\$79,492.49	\$0.00
261000 Combustibles, lubricantes y aditivos	\$79,492.49	\$0.00	\$0.00	\$0.00	\$0.00	\$0.00	\$0.00	\$0.00	\$0.00	\$0.00	\$0.00	\$79,492.49	\$0.00	\$79,492.49	\$0.00
261001 Combustibles y Lubricantes vehiculos y equ	\$79,492.49	\$0.00	\$0.00	\$0.00	\$0.00	\$0.00	\$0.00	\$0.00	\$0.00	\$0.00	\$0.00	\$79,492.49	\$0.00	\$79,492.49	\$0.00
300000 SERVICIOS GENERALES	\$430,989.01	\$0.00	\$0.00	\$34,008.69	\$109,464.00	\$0.00	\$0.00	\$84,660.00	\$109,409.60	\$0.00	\$38,460.08	\$54,946.64	\$0.00	\$430,989.01	\$0.00
350000 Servicios de instalación, reparación, mant	\$254,732.72	\$0.00	\$0.00	\$0.00	\$109,464.00	\$0.00	\$0.00	\$0.00	\$51,862.00	\$0.00	\$38,460.08	\$54,946.64	\$0.00	\$254,732.72	\$0.00
358000 Servicios de limpieza y manejo de desecho	\$254,732.72	\$0.00	\$0.00	\$0.00	\$109,464.00	\$0.00	\$0.00	\$0.00	\$51,862.00	\$0.00	\$38,460.08	\$54,946.64	\$0.00	\$254,732.72	\$0.00
358001 Servicio de Limpieza y manejo de desecho	\$254,732.72	\$0.00	\$0.00	\$0.00	\$109,464.00	\$0.00	\$0.00	\$0.00	\$51,862.00	\$0.00	\$38,460.08	\$54,946.64	\$0.00	\$254,732.72	\$0.00
380000 Servicios oficiales	\$176,236.29	\$0.00	\$0.00	\$34,008.69	\$0.00	\$0.00	\$0.00	\$84,660.00	\$57,547.60	\$0.00	\$0.00	\$0.00	\$0.00	\$176,236.29	\$0.00
382000 Gastos de orden social y cultural	\$176,236.29	\$0.00	\$0.00	\$34,008.69	\$0.00	\$0.00	\$0.00	\$84,660.00	\$57,547.60	\$0.00	\$0.00	\$0.00	\$0.00	\$176,236.29	\$0.00
382001 Gastos de orden social	\$176,236.29	\$0.00	\$0.00	\$34,008.69	\$0.00	\$0.00	\$0.00	\$84,660.00	\$57,547.60	\$0.00	\$0.00	\$0.00	\$0.00	\$176,236.29	\$0.00
400000 TRANSFERENCIAS, ASIGNACIONES	\$70,380.87	\$0.00	\$0.00	\$0.00	\$0.00	\$0.00	\$0.00	\$0.00	\$0.00	\$0.00	\$0.00	\$0.00	\$70,380.87	\$0.00	\$0.00
440000 Ayudas sociales	\$70,380.87	\$0.00	\$0.00	\$0.00	\$0.00	\$0.00	\$0.00	\$0.00	\$0.00	\$0.00	\$0.00	\$0.00	\$70,380.87	\$0.00	\$0.00
441000 Ayudas sociales a personas	\$11,180.87	\$0.00	\$0.00	\$0.00	\$0.00	\$0.00	\$0.00	\$0.00	\$0.00	\$0.00	\$0.00	\$0.00	\$11,180.87	\$0.00	\$0.00
441001 Ayudas sociales a personas	\$11,180.87	\$0.00	\$0.00	\$0.00	\$0.00	\$0.00	\$0.00	\$0.00	\$0.00	\$0.00	\$0.00	\$0.00	\$11,180.87	\$0.00	\$0.00
445000 Ayudas sociales a instituciones sin fines de	\$59,200.00	\$0.00	\$0.00	\$0.00	\$0.00	\$0.00	\$0.00	\$0.00	\$0.00	\$0.00	\$0.00	\$0.00	\$59,200.00	\$0.00	\$0.00
445003 Apoyo a Comunidades	\$59,200.00	\$0.00	\$0.00	\$0.00	\$0.00	\$0.00	\$0.00	\$0.00	\$0.00	\$0.00	\$0.00	\$0.00	\$59,200.00	\$0.00	\$0.00
<b>TOTAL</b>	<b>\$767,164.56</b>	<b>\$0.00</b>	<b>\$0.00</b>	<b>\$150,008.69</b>	<b>\$109,464.00</b>	<b>\$0.00</b>	<b>\$47,560.00</b>	<b>\$84,660.00</b>	<b>\$109,409.60</b>	<b>\$0.00</b>	<b>\$38,460.08</b>	<b>\$157,191.42</b>	<b>\$70,380.87</b>	<b>\$767,164.56</b>	<b>\$0.00</b>

**1004 INCENTIVO A LA VENTA FINAL DE GASOLINAS Y DIESEL**

200000 MATERIALES Y SUMINISTROS	\$633,661.62	\$56,070.25	\$81,710.47	\$0.00	\$73,229.18	\$0.00	\$0.00	\$120,901.73	\$2,400.19	\$0.00	\$101,394.85	\$78,991.51	\$118,963.44	\$633,661.62	\$0.00
260000 Combustibles, lubricantes y aditivos	\$633,661.62	\$56,070.25	\$81,710.47	\$0.00	\$73,229.18	\$0.00	\$0.00	\$120,901.73	\$2,400.19	\$0.00	\$101,394.85	\$78,991.51	\$118,963.44	\$633,661.62	\$0.00
261000 Combustibles, lubricantes y aditivos	\$633,661.62	\$56,070.25	\$81,710.47	\$0.00	\$73,229.18	\$0.00	\$0.00	\$120,901.73	\$2,400.19	\$0.00	\$101,394.85	\$78,991.51	\$118,963.44	\$633,661.62	\$0.00
261001 Combustibles y Lubricantes vehiculos y equ	\$633,661.62	\$56,070.25	\$81,710.47	\$0.00	\$73,229.18	\$0.00	\$0.00	\$120,901.73	\$2,400.19	\$0.00	\$101,394.85	\$78,991.51	\$118,963.44	\$633,661.62	\$0.00
300000 SERVICIOS GENERALES	\$140,000.00	\$0.00	\$0.00	\$0.00	\$0.00	\$0.00	\$0.00	\$0.00	\$0.00	\$0.00	\$140,000.00	\$0.00	\$0.00	\$140,000.00	\$0.00
380000 Servicios oficiales	\$140,000.00	\$0.00	\$0.00	\$0.00	\$0.00	\$0.00	\$0.00	\$0.00	\$0.00	\$0.00	\$140,000.00	\$0.00	\$0.00	\$140,000.00	\$0.00
382000 Gastos de orden social y cultural	\$140,000.00	\$0.00	\$0.00	\$0.00	\$0.00	\$0.00	\$0.00	\$0.00	\$0.00	\$0.00	\$140,000.00	\$0.00	\$0.00	\$140,000.00	\$0.00
382001 Gastos de orden social	\$140,000.00	\$0.00	\$0.00	\$0.00	\$0.00	\$0.00	\$0.00	\$0.00	\$0.00	\$0.00	\$140,000.00	\$0.00	\$0.00	\$140,000.00	\$0.00
400000 TRANSFERENCIAS, ASIGNACIONES	\$162,866.03	\$0.00	\$6,000.00	\$16,224.00	\$0.00	\$0.00	\$0.00	\$35,042.88	\$0.00	\$0.00	\$80,000.00	\$23,599.15	\$0.00	\$162,866.03	\$0.00
440000 Ayudas sociales	\$162,866.03	\$0.00	\$6,000.00	\$16,224.00	\$0.00	\$0.00	\$0.00	\$35,042.88	\$0.00	\$0.00	\$80,000.00	\$23,599.15	\$0.00	\$162,866.03	\$0.00
441000 Ayudas sociales a personas	\$162,866.03	\$0.00	\$6,000.00	\$16,224.00	\$0.00	\$0.00	\$0.00	\$35,042.88	\$0.00	\$0.00	\$80,000.00	\$23,599.15	\$0.00	\$162,866.03	\$0.00
441001 Ayudas sociales a personas	\$162,866.03	\$0.00	\$6,000.00	\$16,224.00	\$0.00	\$0.00	\$0.00	\$35,042.88	\$0.00	\$0.00	\$80,000.00	\$23,599.15	\$0.00	\$162,866.03	\$0.00
<b>TOTAL</b>	<b>\$996,527.65</b>	<b>\$56,070.25</b>	<b>\$87,710.47</b>	<b>\$16,224.00</b>	<b>\$73,229.18</b>	<b>\$0.00</b>	<b>\$47,560.00</b>	<b>\$155,944.61</b>	<b>\$2,400.19</b>	<b>\$0.00</b>	<b>\$321,394.85</b>	<b>\$102,590.66</b>	<b>\$118,963.44</b>	<b>\$996,527.65</b>	<b>\$0.00</b>

**1005 FONDO DE FOMENTO MUNICIPAL**

100000 SERVICIOS PERSONALES	\$11,991,796.00	\$404,780.00	\$855,747.00	\$1,309,000.00	\$973,578.00	\$632,964.00	\$841,660.00	\$864,957.00	\$808,837.00	\$821,694.00	\$891,431.00	\$72,534.00	\$2,601,214.00	\$11,991,796.00	\$0.00
-----------------------------	-----------------	--------------	--------------	----------------	--------------	--------------	--------------	--------------	--------------	--------------	--------------	-------------	----------------	-----------------	--------

"Bajo protesta de decir verdad declaramos que las cifras contenidas en este estado financiero son veraces y contienen toda la información referente a la situación y/o los resultados del Municipio de Tecozautla, afirmando ser legalmente responsables de la autenticidad y veracidad de las mismas, y así mismo asumimos la responsabilidad derivada de cualquier declaración en falso sobre las mismas."





Urr: SUPERVISOR  
Rep: rptAnaliticoPresupuestoEgresos\_FF

**Municipio de Tecozautla**  
**Estado de Hidalgo**  
**Analitico Mensual de Egresos Pagados por Fuente de Financiamiento al 31/dic./2022**  
(Cuentas con Movimientos)  
(Cifras en pesos y centavos)

Fecha y hora de Impresión  
14/mar./2023  
10:19 a. m.

Objeto del Gasto	Presupuesto Vigente	Ene	Feb	Mar	Abr	May	Jun	Jul	Ago	Sep	Oct	Nov	Dic	Total	Diferencia (Vigente - Total)
110000 Remuneraciones al personal de carácter F	\$9,649,978.00	\$604,760.00	\$809,659.00	\$1,228,862.00	\$811,140.00	\$792,781.00	\$793,641.00	\$783,466.00	\$782,837.00	\$788,694.00	\$809,274.00	\$810,027.00	\$809,917.00	\$9,649,978.00	\$0.00
113000 Sueldos base al personal permanente	\$9,649,978.00	\$404,760.00	\$809,659.00	\$1,228,862.00	\$811,140.00	\$792,781.00	\$793,641.00	\$783,466.00	\$782,837.00	\$788,694.00	\$809,274.00	\$810,027.00	\$809,917.00	\$9,649,978.00	\$0.00
130000 Remuneraciones adicionales y especiales	\$2,010,030.00	\$0.00	\$13,000.00	\$26,838.00	\$35,788.00	\$14,183.00	\$16,368.00	\$45,491.00	\$0.00	\$0.00	\$56,257.00	\$36,807.00	\$1,765,287.00	\$2,010,030.00	\$0.00
132000 Primas de vacaciones, dominical y gratificax	\$1,804,788.00	\$0.00	\$0.00	\$0.00	\$0.00	\$0.00	\$0.00	\$45,491.00	\$0.00	\$0.00	\$0.00	\$0.00	\$1,765,287.00	\$1,804,788.00	\$0.00
132001 Prima de Vacaciones y Dominical	\$1,87,593.00	\$0.00	\$0.00	\$0.00	\$0.00	\$0.00	\$0.00	\$45,491.00	\$0.00	\$0.00	\$0.00	\$0.00	\$1,765,287.00	\$1,87,593.00	\$0.00
132002 Gratificación Anual	\$205,242.00	\$0.00	\$13,000.00	\$26,838.00	\$35,788.00	\$14,183.00	\$16,368.00	\$0.00	\$0.00	\$0.00	\$56,257.00	\$36,807.00	\$0.00	\$205,242.00	\$0.00
133000 Horas extraordinarias	\$205,242.00	\$0.00	\$13,000.00	\$26,838.00	\$35,788.00	\$14,183.00	\$16,368.00	\$0.00	\$0.00	\$0.00	\$56,257.00	\$36,807.00	\$0.00	\$205,242.00	\$0.00
133001 Horas extras	\$205,242.00	\$0.00	\$13,000.00	\$26,838.00	\$35,788.00	\$14,183.00	\$16,368.00	\$0.00	\$0.00	\$0.00	\$56,257.00	\$36,807.00	\$0.00	\$205,242.00	\$0.00
160000 Otras prestaciones sociales y económicas:	\$321,788.00	\$0.00	\$33,188.00	\$53,300.00	\$26,650.00	\$26,000.00	\$26,650.00	\$26,000.00	\$26,000.00	\$26,000.00	\$26,000.00	\$26,000.00	\$26,000.00	\$321,788.00	\$0.00
150000 Otras prestaciones sociales y económicas	\$321,788.00	\$0.00	\$33,188.00	\$53,300.00	\$26,650.00	\$26,000.00	\$26,650.00	\$26,000.00	\$26,000.00	\$26,000.00	\$26,000.00	\$26,000.00	\$26,000.00	\$321,788.00	\$0.00
159002 Otras Prestaciones	\$321,788.00	\$0.00	\$33,188.00	\$53,300.00	\$26,650.00	\$26,000.00	\$26,650.00	\$26,000.00	\$26,000.00	\$26,000.00	\$26,000.00	\$26,000.00	\$26,000.00	\$321,788.00	\$0.00
200000 MATERIALES Y SUMINISTROS	\$668,980.10	\$0.00	\$0.00	\$24,673.20	\$136,372.00	\$0.00	\$0.00	\$0.00	\$9,280.00	\$49,764.00	\$153,282.00	\$122,608.00	\$173,520.90	\$668,980.10	\$0.00
210000 Materiales de administración, emisión de:	\$354,270.21	\$0.00	\$0.00	\$24,673.20	\$136,372.00	\$0.00	\$0.00	\$0.00	\$9,280.00	\$0.00	\$40,900.00	\$0.00	\$144,145.01	\$354,270.21	\$0.00
212000 Materiales y útiles de impresión y reproduc	\$178,217.01	\$0.00	\$0.00	\$52,200.00	\$0.00	\$0.00	\$0.00	\$0.00	\$0.00	\$0.00	\$40,900.00	\$0.00	\$85,217.01	\$178,217.01	\$0.00
212001 Materiales y Útiles de Impresión	\$178,217.01	\$0.00	\$0.00	\$52,200.00	\$0.00	\$0.00	\$0.00	\$0.00	\$0.00	\$0.00	\$40,900.00	\$0.00	\$85,217.01	\$178,217.01	\$0.00
216000 Material de limpieza	\$176,053.20	\$0.00	\$0.00	\$24,673.20	\$83,172.00	\$0.00	\$0.00	\$0.00	\$9,280.00	\$0.00	\$0.00	\$0.00	\$58,928.00	\$176,053.20	\$0.00
216001 Material de Limpieza	\$176,053.20	\$0.00	\$0.00	\$24,673.20	\$83,172.00	\$0.00	\$0.00	\$0.00	\$9,280.00	\$0.00	\$0.00	\$0.00	\$58,928.00	\$176,053.20	\$0.00
220000 Alimentos y utensilios	\$25,087.00	\$0.00	\$0.00	\$0.00	\$0.00	\$0.00	\$0.00	\$0.00	\$0.00	\$0.00	\$0.00	\$1,800.00	\$23,287.00	\$25,087.00	\$0.00
221000 Productos alimenticios para personas	\$25,087.00	\$0.00	\$0.00	\$0.00	\$0.00	\$0.00	\$0.00	\$0.00	\$0.00	\$0.00	\$0.00	\$1,800.00	\$23,287.00	\$25,087.00	\$0.00
221001 Alimentación de Personas	\$25,087.00	\$0.00	\$0.00	\$0.00	\$0.00	\$0.00	\$0.00	\$0.00	\$0.00	\$0.00	\$0.00	\$1,800.00	\$23,287.00	\$25,087.00	\$0.00
240000 Materiales y artículos de construcción y d	\$283,234.00	\$0.00	\$0.00	\$0.00	\$0.00	\$0.00	\$0.00	\$0.00	\$0.00	\$49,764.00	\$112,462.00	\$121,008.00	\$0.00	\$283,234.00	\$0.00
240000 Otros materiales y artículos de construcción	\$283,234.00	\$0.00	\$0.00	\$0.00	\$0.00	\$0.00	\$0.00	\$0.00	\$0.00	\$49,764.00	\$112,462.00	\$121,008.00	\$0.00	\$283,234.00	\$0.00
240001 Otros materiales y artículos de construcción	\$283,234.00	\$0.00	\$0.00	\$0.00	\$0.00	\$0.00	\$0.00	\$0.00	\$0.00	\$49,764.00	\$112,462.00	\$121,008.00	\$0.00	\$283,234.00	\$0.00
290000 Herramientas, refacciones y accesorios m	\$6,088.89	\$0.00	\$0.00	\$0.00	\$0.00	\$0.00	\$0.00	\$0.00	\$0.00	\$0.00	\$0.00	\$0.00	\$6,088.89	\$6,088.89	\$0.00
291000 Herramientas menores	\$6,088.89	\$0.00	\$0.00	\$0.00	\$0.00	\$0.00	\$0.00	\$0.00	\$0.00	\$0.00	\$0.00	\$0.00	\$6,088.89	\$6,088.89	\$0.00
291001 Herramientas Menores	\$6,088.89	\$0.00	\$0.00	\$0.00	\$0.00	\$0.00	\$0.00	\$0.00	\$0.00	\$0.00	\$0.00	\$0.00	\$6,088.89	\$6,088.89	\$0.00
300000 SERVICIOS GENERALES	\$2,871,242.17	\$43,892.32	\$397,800.00	\$249,327.50	\$201,740.00	\$219,496.00	\$178,200.00	\$55,400.00	\$548,379.20	\$74,620.00	\$236,995.00	\$213,240.00	\$411,151.15	\$2,871,242.17	\$0.00
320000 Servicios de arrendamiento	\$2,270,523.15	\$0.00	\$397,800.00	\$248,500.00	\$201,740.00	\$161,496.00	\$178,200.00	\$15,800.00	\$322,040.00	\$74,620.00	\$208,835.00	\$213,240.00	\$260,251.15	\$2,270,523.15	\$0.00
321000 Arrendamiento de terrenos	\$18,000.00	\$0.00	\$3,000.00	\$1,500.00	\$0.00	\$1,500.00	\$1,500.00	\$1,500.00	\$1,500.00	\$0.00	\$4,000.00	\$0.00	\$3,000.00	\$18,000.00	\$0.00
321001 Arrendamiento de terrenos	\$18,000.00	\$0.00	\$3,000.00	\$1,500.00	\$0.00	\$1,500.00	\$1,500.00	\$1,500.00	\$1,500.00	\$0.00	\$4,000.00	\$0.00	\$3,000.00	\$18,000.00	\$0.00
322000 Arrendamiento de edificios	\$433,620.00	\$0.00	\$116,400.00	\$28,920.00	\$62,540.00	\$14,300.00	\$58,060.00	\$14,300.00	\$42,140.00	\$14,300.00	\$42,140.00	\$14,300.00	\$26,220.00	\$433,620.00	\$0.00
322001 Arrendamiento de edificios	\$433,620.00	\$0.00	\$116,400.00	\$28,920.00	\$62,540.00	\$14,300.00	\$58,060.00	\$14,300.00	\$42,140.00	\$14,300.00	\$42,140.00	\$14,300.00	\$26,220.00	\$433,620.00	\$0.00
326000 Arrendamiento de maquinaria, otros equipo:	\$1,818,903.15	\$0.00	\$278,400.00	\$218,080.00	\$138,200.00	\$145,696.00	\$120,640.00	\$0.00	\$278,470.00	\$60,320.00	\$160,196.00	\$168,840.00	\$219,931.15	\$1,818,903.15	\$0.00
326001 Arrendamiento de Maquinaria y Equipo	\$1,818,903.15	\$0.00	\$278,400.00	\$218,080.00	\$138,200.00	\$145,696.00	\$120,640.00	\$0.00	\$278,470.00	\$60,320.00	\$160,196.00	\$168,840.00	\$219,931.15	\$1,818,903.15	\$0.00
350000 Servicios de instalación, reparación, manteni	\$2,900.00	\$0.00	\$0.00	\$0.00	\$0.00	\$0.00	\$0.00	\$0.00	\$0.00	\$0.00	\$0.00	\$0.00	\$2,900.00	\$2,900.00	\$0.00
350000 Servicios de jardinería y fumigación	\$2,900.00	\$0.00	\$0.00	\$0.00	\$0.00	\$0.00	\$0.00	\$0.00	\$0.00	\$0.00	\$0.00	\$0.00	\$2,900.00	\$2,900.00	\$0.00
350001 Servicios de jardinería y fumigación	\$2,900.00	\$0.00	\$0.00	\$0.00	\$0.00	\$0.00	\$0.00	\$0.00	\$0.00	\$0.00	\$0.00	\$0.00	\$2,900.00	\$2,900.00	\$0.00
380000 Servicios oficiales	\$557,819.02	\$43,892.32	\$0.00	\$927.50	\$0.00	\$59,000.00	\$0.00	\$40,600.00	\$236,339.20	\$0.00	\$64,160.00	\$0.00	\$158,000.00	\$557,819.02	\$0.00
380000 Servicios oficiales	\$557,819.02	\$43,892.32	\$0.00	\$927.50	\$0.00	\$59,000.00	\$0.00	\$40,600.00	\$236,339.20	\$0.00	\$64,160.00	\$0.00	\$158,000.00	\$557,819.02	\$0.00
382000 Gastos de orden social y cultural	\$357,819.02	\$43,892.32	\$0.00	\$927.50	\$0.00	\$59,000.00	\$0.00	\$40,600.00	\$236,339.20	\$0.00	\$64,160.00	\$0.00	\$158,000.00	\$357,819.02	\$0.00

"Bajo protesta de decir verdad declaramos que las cifras contenidas en este estado financiero son veraces y contienen toda la información referente a la situación y/o los resultados del Municipio de Tecozautla, afirmando ser legalmente responsables de la autenticidad y veracidad de las mismas, y así mismo asumimos la responsabilidad derivada de cualquier declaración en falso sobre las mismas."





Utr SUPERVISOR  
Rep: rptAnaliticoPresupuestoEgresos\_FF

**Municipio de Tecozautla  
Estado de Hidalgo**  
**Analitico Mensual de Egresos Pagados por Fuente de Financiamiento al 31/dic./2022**  
(Cuentas con Movimientos)  
(Cifras en pesos y centavos)

Fecha y 14/mar./2023  
hora de Impresión 10:19 a. m.

Objeto del Gasto	Presupuesto Vigente	Ene	Feb	Mar	Abr	May	Jun	Jul	Ago	Sep	Oct	Nov	Dic	Total	Diferencia (Vigente - Total)
382001 Gastos de orden social	\$57,819.02	\$43,892.32	\$0.00	\$827.50	\$0.00	\$58,000.00	\$0.00	\$40,600.00	\$228,339.20	\$0.00	\$30,160.00	\$0.00	\$158,000.00	\$557,818.02	\$0.00
<b>400000 TRANSFERENCIAS, ASIGNACIONES</b>	<b>\$2,232,792.40</b>	<b>\$0.00</b>	<b>\$3,987.20</b>	<b>\$76,270.40</b>	<b>\$0.00</b>	<b>\$95,085.00</b>	<b>\$0.00</b>	<b>\$0.00</b>	<b>\$851,788.13</b>	<b>\$523,604.28</b>	<b>\$387,317.00</b>	<b>\$72,252.00</b>	<b>\$222,608.39</b>	<b>\$2,232,792.40</b>	<b>\$0.00</b>
440000 Ayudas sociales	\$2,232,792.40	\$0.00	\$3,987.20	\$76,270.40	\$0.00	\$95,085.00	\$0.00	\$0.00	\$851,788.13	\$523,604.28	\$387,317.00	\$72,252.00	\$222,608.39	\$2,232,792.40	\$0.00
441000 Ayudas sociales a personas	\$81,210.89	\$0.00	\$0.00	\$48,500.00	\$0.00	\$0.00	\$0.00	\$0.00	\$0.00	\$0.00	\$30,375.00	\$3,000.00	\$9,335.89	\$91,210.89	\$0.00
441001 Ayudas sociales a personas	\$81,210.89	\$0.00	\$0.00	\$48,500.00	\$0.00	\$0.00	\$0.00	\$0.00	\$0.00	\$0.00	\$30,375.00	\$3,000.00	\$9,335.89	\$91,210.89	\$0.00
445000 Ayudas sociales a instituciones sin fines de	\$2,141,581.51	\$0.00	\$3,987.20	\$27,770.40	\$0.00	\$95,085.00	\$0.00	\$0.00	\$851,788.13	\$523,604.28	\$356,942.00	\$69,252.00	\$213,172.50	\$2,141,581.51	\$0.00
445001 Ayudas sociales a instituciones sin fines de	\$93,440.00	\$0.00	\$0.00	\$0.00	\$0.00	\$0.00	\$0.00	\$0.00	\$89,320.00	\$523,604.28	\$4,120.00	\$0.00	\$0.00	\$93,440.00	\$0.00
445003 Apoyo a Comunidades	\$2,048,141.51	\$0.00	\$3,987.20	\$27,770.40	\$0.00	\$95,085.00	\$0.00	\$0.00	\$762,468.13	\$523,604.28	\$352,822.00	\$69,252.00	\$213,172.50	\$2,048,141.51	\$0.00
<b>500000 BIENES MUEBLES, INMUEBLES E IN</b>	<b>\$14,010.00</b>	<b>\$0.00</b>	<b>\$0.00</b>	<b>\$0.00</b>	<b>\$0.00</b>	<b>\$0.00</b>	<b>\$0.00</b>	<b>\$0.00</b>	<b>\$0.00</b>	<b>\$0.00</b>	<b>\$0.00</b>	<b>\$0.00</b>	<b>\$14,010.00</b>	<b>\$14,010.00</b>	<b>\$0.00</b>
510000 Mobiliario y equipo de administración	\$14,010.00	\$0.00	\$0.00	\$0.00	\$0.00	\$0.00	\$0.00	\$0.00	\$0.00	\$0.00	\$0.00	\$0.00	\$14,010.00	\$14,010.00	\$0.00
515000 Equipo de cómputo y de tecnología de la int	\$14,010.00	\$0.00	\$0.00	\$0.00	\$0.00	\$0.00	\$0.00	\$0.00	\$0.00	\$0.00	\$0.00	\$0.00	\$14,010.00	\$14,010.00	\$0.00
515001 Bienes informáticos	\$14,010.00	\$0.00	\$0.00	\$0.00	\$0.00	\$0.00	\$0.00	\$0.00	\$0.00	\$0.00	\$0.00	\$0.00	\$14,010.00	\$14,010.00	\$0.00
<b>FONDO DE FOMENTO MUNICIPAL</b>	<b>\$17,728,520.67</b>	<b>\$448,672.32</b>	<b>\$1,257,514.20</b>	<b>\$1,659,271.10</b>	<b>\$1,210,690.00</b>	<b>\$1,747,845.00</b>	<b>\$1,019,860.00</b>	<b>\$921,357.00</b>	<b>\$2,218,284.33</b>	<b>\$1,472,882.28</b>	<b>\$1,659,106.00</b>	<b>\$1,281,134.00</b>	<b>\$3,422,406.44</b>	<b>\$17,728,520.67</b>	<b>\$0.00</b>

**1006 FONDO DE FISCALIZACION Y RECAUDACION**

Objeto del Gasto	Presupuesto Vigente	Ene	Feb	Mar	Abr	May	Jun	Jul	Ago	Sep	Oct	Nov	Dic	Total	Diferencia (Vigente - Total)
200000 MATERIALES Y SUMINISTROS	\$668,452.35	\$0.00	\$12,058.20	\$105,479.00	\$0.00	\$133,933.60	\$16,782.61	\$3,526.50	\$46,400.00	\$0.00	\$113,706.68	\$209,491.36	\$21,074.40	\$668,452.35	\$0.00
210000 Materiales de administración, emisión de	\$668,452.35	\$0.00	\$12,058.20	\$105,479.00	\$0.00	\$133,933.60	\$16,782.61	\$3,526.50	\$46,400.00	\$0.00	\$113,706.68	\$209,491.36	\$21,074.40	\$668,452.35	\$0.00
211000 Materiales, útiles y equipos menores de ofi	\$14,291.20	\$0.00	\$0.00	\$0.00	\$0.00	\$0.00	\$0.00	\$0.00	\$0.00	\$0.00	\$0.00	\$0.00	\$14,291.20	\$14,291.20	\$0.00
211001 Material de Oficina	\$14,291.20	\$0.00	\$0.00	\$0.00	\$0.00	\$0.00	\$0.00	\$0.00	\$0.00	\$0.00	\$0.00	\$0.00	\$14,291.20	\$14,291.20	\$0.00
216000 Material de limpieza	\$654,161.15	\$0.00	\$12,058.20	\$105,479.00	\$0.00	\$133,933.60	\$16,782.61	\$3,526.50	\$46,400.00	\$0.00	\$113,706.68	\$209,491.36	\$12,783.20	\$654,161.15	\$0.00
216001 Material de Limpieza	\$654,161.15	\$0.00	\$12,058.20	\$105,479.00	\$0.00	\$133,933.60	\$16,782.61	\$3,526.50	\$46,400.00	\$0.00	\$113,706.68	\$209,491.36	\$12,783.20	\$654,161.15	\$0.00
300000 SERVICIOS GENERALES	\$600,441.04	\$0.00	\$105,140.00	\$4,640.00	\$169,020.01	\$167,040.00	\$0.00	\$4,640.00	\$64,144.83	\$4,640.00	\$67,255.20	\$4,640.00	\$9,280.00	\$600,441.04	\$0.00
350000 Servicios de instalación, reparación, mant	\$449,401.04	\$0.00	\$100,500.00	\$0.00	\$164,380.01	\$162,400.00	\$0.00	\$0.00	\$89,504.83	\$0.00	\$62,616.20	\$0.00	\$0.00	\$449,401.04	\$0.00
358000 Servicios de limpieza y manejo de desecho	\$549,401.04	\$0.00	\$100,500.00	\$0.00	\$164,380.01	\$162,400.00	\$0.00	\$0.00	\$89,504.83	\$0.00	\$62,616.20	\$0.00	\$0.00	\$549,401.04	\$0.00
358001 Servicio de Limpieza y manejo de desecho	\$549,401.04	\$0.00	\$100,500.00	\$0.00	\$164,380.01	\$162,400.00	\$0.00	\$0.00	\$89,504.83	\$0.00	\$62,616.20	\$0.00	\$0.00	\$549,401.04	\$0.00
360000 Servicios de comunicación social y public	\$51,040.00	\$0.00	\$4,640.00	\$4,640.00	\$4,640.00	\$4,640.00	\$0.00	\$4,640.00	\$4,640.00	\$4,640.00	\$4,640.00	\$4,640.00	\$4,640.00	\$51,040.00	\$0.00
363000 Servicios de creatividad, preproducción y pr	\$51,040.00	\$0.00	\$4,640.00	\$4,640.00	\$4,640.00	\$4,640.00	\$0.00	\$4,640.00	\$4,640.00	\$4,640.00	\$4,640.00	\$4,640.00	\$4,640.00	\$51,040.00	\$0.00
363001 Servicios de creatividad, preproducción y pr	\$51,040.00	\$0.00	\$4,640.00	\$4,640.00	\$4,640.00	\$4,640.00	\$0.00	\$4,640.00	\$4,640.00	\$4,640.00	\$4,640.00	\$4,640.00	\$4,640.00	\$51,040.00	\$0.00
400000 TRANSFERENCIAS, ASIGNACIONES	\$467,796.33	\$0.00	\$0.00	\$0.00	\$0.00	\$0.00	\$0.00	\$0.00	\$400,526.88	\$0.00	\$24,365.00	\$0.00	\$42,904.45	\$467,796.33	\$0.00
440000 Ayudas sociales	\$467,796.33	\$0.00	\$0.00	\$0.00	\$0.00	\$0.00	\$0.00	\$0.00	\$400,526.88	\$0.00	\$24,365.00	\$0.00	\$42,904.45	\$467,796.33	\$0.00
441000 Ayudas sociales a personas	\$5,104.46	\$0.00	\$0.00	\$0.00	\$0.00	\$0.00	\$0.00	\$0.00	\$0.00	\$0.00	\$0.00	\$0.00	\$5,104.46	\$5,104.46	\$0.00
441001 Ayudas sociales a personas	\$5,104.46	\$0.00	\$0.00	\$0.00	\$0.00	\$0.00	\$0.00	\$0.00	\$0.00	\$0.00	\$0.00	\$0.00	\$5,104.46	\$5,104.46	\$0.00
445000 Ayudas sociales a instituciones sin fines de	\$462,691.87	\$0.00	\$0.00	\$0.00	\$0.00	\$0.00	\$0.00	\$0.00	\$400,526.88	\$0.00	\$24,365.00	\$0.00	\$37,769.99	\$462,691.87	\$0.00
445003 Apoyo a Comunidades	\$462,691.87	\$0.00	\$0.00	\$0.00	\$0.00	\$0.00	\$0.00	\$0.00	\$400,526.88	\$0.00	\$24,365.00	\$0.00	\$37,769.99	\$462,691.87	\$0.00
<b>FONDO DE FISCALIZACION Y RECAU</b>	<b>\$17,365,909.72</b>	<b>\$0.00</b>	<b>\$117,198.20</b>	<b>\$110,119.00</b>	<b>\$169,020.01</b>	<b>\$300,973.60</b>	<b>\$16,782.61</b>	<b>\$9,166.50</b>	<b>\$511,071.71</b>	<b>\$0.00</b>	<b>\$2,613,778.88</b>	<b>\$2,613,778.88</b>	<b>\$79,288.50</b>	<b>\$17,365,909.72</b>	<b>\$0.00</b>

**1007 FONDO DE COMPENSACION**

600000 BIENES MUEBLES, INMUEBLES E IN	\$836,826.61	\$0.00	\$0.00	\$0.00	\$0.00	\$0.00	\$0.00	\$0.00	\$0.00	\$0.00	\$0.00	\$0.00	\$0.00	\$836,826.61	\$0.00
---------------------------------------	--------------	--------	--------	--------	--------	--------	--------	--------	--------	--------	--------	--------	--------	--------------	--------

"Bajo protesta de decir verdad declaramos que las cifras contenidas en este estado financiero son veraces y contienen toda la información referente a la situación y/o los resultados del Municipio de Tecozautla, afirmando ser legalmente responsables de la autenticidad y veracidad de las mismas, y así mismo asumimos la responsabilidad derivada de cualquier declaración en falso sobre las mismas."





Rep: rptMunicipioPresupuestoEgresos\_FF

**Municipio de Tecozautla**  
**Estado de Hidalgo**  
**Análisis Mensual de Egresos Pagados por Fuente de Financiamiento al 31/dic./2022**  
 (Cuentas con Movimientos)  
 (Cifras en pesos y centavos)

Fecha y hora de Impresión: 14/mar/2023 10:19 a. m.

Objeto del Gasto	Presupuesto Vigente	Ene	Feb	Mar	Abr	May	Jun	Jul	Ago	Sep	Oct	Nov	Dic	Total	Diferencia (Vigente - Total)
<b>540000 Vehículos y equipo de transporte</b>	\$836,826.61	\$0.00	\$0.00	\$0.00	\$0.00	\$0.00	\$0.00	\$0.00	\$0.00	\$0.00	\$0.00	\$0.00	\$0.00	\$836,826.61	\$0.00
541000 Vehículos y equipo terrestre	\$836,826.61	\$0.00	\$0.00	\$0.00	\$0.00	\$0.00	\$0.00	\$0.00	\$0.00	\$0.00	\$0.00	\$0.00	\$0.00	\$836,826.61	\$0.00
541001 Vehículos y Equipo Terrestre	\$836,826.61	\$0.00	\$0.00	\$0.00	\$0.00	\$0.00	\$0.00	\$0.00	\$0.00	\$0.00	\$0.00	\$0.00	\$0.00	\$836,826.61	\$0.00
<b>FONDO DE COMPENSACION</b>	\$836,826.61	\$0.00	\$0.00	\$0.00	\$0.00	\$0.00	\$0.00	\$0.00	\$0.00	\$0.00	\$0.00	\$0.00	\$0.00	\$836,826.61	\$0.00
<b>300000 SERVICIOS GENERALES</b>	\$92,800.00	\$0.00	\$0.00	\$0.00	\$0.00	\$0.00	\$0.00	\$78,880.00	\$0.00	\$0.00	\$0.00	\$13,920.00	\$0.00	\$92,800.00	\$0.00
320000 Servicios de arrendamiento	\$92,800.00	\$0.00	\$0.00	\$0.00	\$0.00	\$0.00	\$0.00	\$78,880.00	\$0.00	\$0.00	\$0.00	\$13,920.00	\$0.00	\$92,800.00	\$0.00
322000 Arrendamiento de edificios	\$13,920.00	\$0.00	\$0.00	\$0.00	\$0.00	\$0.00	\$0.00	\$0.00	\$0.00	\$0.00	\$0.00	\$13,920.00	\$0.00	\$13,920.00	\$0.00
322001 Arrendamiento de edificios	\$13,920.00	\$0.00	\$0.00	\$0.00	\$0.00	\$0.00	\$0.00	\$0.00	\$0.00	\$0.00	\$0.00	\$13,920.00	\$0.00	\$13,920.00	\$0.00
326000 Arrendamiento de maquinaria, otros equipo:	\$78,880.00	\$0.00	\$0.00	\$0.00	\$0.00	\$0.00	\$0.00	\$78,880.00	\$0.00	\$0.00	\$0.00	\$0.00	\$0.00	\$78,880.00	\$0.00
326001 Arrendamiento de Maquinaria y Equipo	\$78,880.00	\$0.00	\$0.00	\$0.00	\$0.00	\$0.00	\$0.00	\$78,880.00	\$0.00	\$0.00	\$0.00	\$0.00	\$0.00	\$78,880.00	\$0.00
<b>FEIEF</b>	\$92,800.00	\$0.00	\$0.00	\$0.00	\$0.00	\$0.00	\$0.00	\$78,880.00	\$0.00	\$0.00	\$0.00	\$13,920.00	\$0.00	\$92,800.00	\$0.00
<b>1009 COMPENSACION SOBRE IMPUESTO A AUTOMOVILES NUEVOS (CISAN)</b>	\$24,893.60	\$0.00	\$0.00	\$0.00	\$0.00	\$0.00	\$0.00	\$0.00	\$0.00	\$24,893.60	\$0.00	\$0.00	\$0.00	\$24,893.60	\$0.00
200000 MATERIALES Y SUMINISTROS	\$24,893.60	\$0.00	\$0.00	\$0.00	\$0.00	\$0.00	\$0.00	\$0.00	\$0.00	\$24,893.60	\$0.00	\$0.00	\$0.00	\$24,893.60	\$0.00
210000 Materiales de administración, emisión de:	\$24,893.60	\$0.00	\$0.00	\$0.00	\$0.00	\$0.00	\$0.00	\$0.00	\$0.00	\$24,893.60	\$0.00	\$0.00	\$0.00	\$24,893.60	\$0.00
211000 Materiales, útiles y equipos menores de ofi	\$24,893.60	\$0.00	\$0.00	\$0.00	\$0.00	\$0.00	\$0.00	\$0.00	\$0.00	\$24,893.60	\$0.00	\$0.00	\$0.00	\$24,893.60	\$0.00
211001 Material de Oficina	\$24,893.60	\$0.00	\$0.00	\$0.00	\$0.00	\$0.00	\$0.00	\$0.00	\$0.00	\$24,893.60	\$0.00	\$0.00	\$0.00	\$24,893.60	\$0.00
<b>400000 TRANSFERENCIAS, ASIGNACIONES</b>	\$52,453.46	\$0.00	\$0.00	\$0.00	\$0.00	\$0.00	\$0.00	\$0.00	\$0.00	\$0.00	\$0.00	\$39,600.00	\$12,853.46	\$52,453.46	\$0.00
440000 Ayudas sociales	\$52,453.46	\$0.00	\$0.00	\$0.00	\$0.00	\$0.00	\$0.00	\$0.00	\$0.00	\$0.00	\$0.00	\$39,600.00	\$12,853.46	\$52,453.46	\$0.00
441000 Ayudas sociales a personas	\$52,453.46	\$0.00	\$0.00	\$0.00	\$0.00	\$0.00	\$0.00	\$0.00	\$0.00	\$0.00	\$0.00	\$39,600.00	\$12,853.46	\$52,453.46	\$0.00
441001 Ayudas sociales a personas	\$52,453.46	\$0.00	\$0.00	\$0.00	\$0.00	\$0.00	\$0.00	\$0.00	\$0.00	\$0.00	\$0.00	\$39,600.00	\$12,853.46	\$52,453.46	\$0.00
<b>COMPENSACION SOBRE IMPUESTO 7</b>	\$77,347.06	\$0.00	\$0.00	\$0.00	\$0.00	\$0.00	\$0.00	\$0.00	\$0.00	\$24,893.60	\$0.00	\$39,600.00	\$12,853.46	\$77,347.06	\$0.00

**1010 ISR PARTICIPABLE**

200000 MATERIALES Y SUMINISTROS	\$635,966.82	\$0.00	\$9,656.65	\$4,200.00	\$26,655.11	\$151,816.63	\$155,787.41	\$37,543.98	\$31,053.48	\$60,690.15	\$57,468.90	\$66,800.25	\$34,392.36	\$635,966.82	\$0.00
210000 Materiales de administración, emisión de:	\$272,433.92	\$0.00	\$0.00	\$0.00	\$0.00	\$69,000.00	\$116,006.25	\$0.00	\$0.00	\$24,257.31	\$42,288.00	\$0.00	\$29,982.36	\$272,433.92	\$0.00
212000 Materiales y útiles de impresión y reproduct	\$29,982.36	\$0.00	\$0.00	\$0.00	\$0.00	\$0.00	\$0.00	\$0.00	\$0.00	\$0.00	\$0.00	\$0.00	\$29,982.36	\$0.00	\$0.00
212001 Materiales y Útiles de Impresión	\$29,982.36	\$0.00	\$0.00	\$0.00	\$0.00	\$0.00	\$0.00	\$0.00	\$0.00	\$0.00	\$0.00	\$0.00	\$29,982.36	\$0.00	\$0.00
216000 Material de Limpieza	\$242,451.56	\$0.00	\$0.00	\$0.00	\$0.00	\$59,000.00	\$116,006.25	\$0.00	\$0.00	\$24,257.31	\$42,288.00	\$0.00	\$0.00	\$242,451.56	\$0.00
216001 Material de Limpieza	\$242,451.56	\$0.00	\$0.00	\$0.00	\$0.00	\$59,000.00	\$116,006.25	\$0.00	\$0.00	\$24,257.31	\$42,288.00	\$0.00	\$0.00	\$242,451.56	\$0.00
220000 Alimentos y utensilios	\$33,002.00	\$0.00	\$3,640.00	\$4,200.00	\$0.00	\$4,180.00	\$4,080.00	\$0.00	\$4,080.00	\$4,110.00	\$4,020.00	\$0.00	\$0.00	\$33,002.00	\$0.00
222000 Productos alimenticios para animales	\$33,002.00	\$0.00	\$3,640.00	\$4,200.00	\$0.00	\$4,180.00	\$4,080.00	\$0.00	\$4,080.00	\$4,110.00	\$4,020.00	\$0.00	\$0.00	\$33,002.00	\$0.00
222001 Alimentación de Animales	\$33,002.00	\$0.00	\$3,640.00	\$4,200.00	\$0.00	\$4,180.00	\$4,080.00	\$0.00	\$4,080.00	\$4,110.00	\$4,020.00	\$0.00	\$0.00	\$33,002.00	\$0.00
240000 Materiales y artículos de construcción y d	\$10,878.90	\$0.00	\$0.00	\$0.00	\$0.00	\$0.00	\$0.00	\$0.00	\$0.00	\$0.00	\$10,878.90	\$0.00	\$0.00	\$10,878.90	\$0.00
246000 Material eléctrico y electrónico	\$10,878.90	\$0.00	\$0.00	\$0.00	\$0.00	\$0.00	\$0.00	\$0.00	\$0.00	\$0.00	\$10,878.90	\$0.00	\$0.00	\$10,878.90	\$0.00

"Bajo protesta de decir verdad declaramos que las cifras contenidas en este estado financiero son veraces y contienen toda la información referente a la situación y/o los resultados del Municipio de Tecozautla, afirmando ser legalmente responsables de la autenticidad y veracidad de las mismas, y así mismo asumimos la responsabilidad derivada de cualquier declaración en falso sobre las mismas".



**Municipio de Tecozautla**  
**Estado de Hidalgo**  
**Analitico Mensual de Egresos Pagados por Fuente de Financiamiento al 31/dic./2022**  
(Cuentas con Movimientos)  
(Cifras en pesos y centavos)

Fecha y hora de Impresión: 14/mar./2023 10:19 a. m.

Objeto del Gasto	Presupuesto Vigente	Ene	Feb	Mar	Abr	May	Jun	Jul	Ago	Sep	Oct	Nov	Dic	Total	Diferencia (Vigente - Total)
246001 Material Eléctrico	\$10,078.90	\$0.00	\$0.00	\$0.00	\$0.00	\$0.00	\$0.00	\$0.00	\$0.00	\$0.00	\$10,078.90	\$0.00	\$0.00	\$10,078.90	\$0.00
250000 Productos químicos, farmacéuticos y de l...	\$264,643.94	\$0.00	\$6,018.65	\$0.00	\$26,655.11	\$80,636.53	\$34,801.16	\$37,543.98	\$26,873.48	\$38,795.84	\$0.00	\$15,218.19	\$0.00	\$264,643.94	\$0.00
253000 Medicinas y productos farmacéuticos	\$264,643.94	\$0.00	\$6,018.65	\$0.00	\$26,655.11	\$80,636.53	\$34,801.16	\$37,543.98	\$26,873.48	\$38,795.84	\$0.00	\$15,218.19	\$0.00	\$264,643.94	\$0.00
253001 Medicinas y Productos Farmacéuticos	\$264,643.94	\$0.00	\$6,018.65	\$0.00	\$26,655.11	\$80,636.53	\$34,801.16	\$37,543.98	\$26,873.48	\$38,795.84	\$0.00	\$15,218.19	\$0.00	\$264,643.94	\$0.00
280000 Combustibles, lubricantes y aditivos	\$51,581.06	\$0.00	\$0.00	\$0.00	\$0.00	\$0.00	\$0.00	\$0.00	\$0.00	\$0.00	\$0.00	\$51,581.06	\$0.00	\$51,581.06	\$0.00
281000 Combustibles, lubricantes y aditivos	\$51,581.06	\$0.00	\$0.00	\$0.00	\$0.00	\$0.00	\$0.00	\$0.00	\$0.00	\$0.00	\$0.00	\$51,581.06	\$0.00	\$51,581.06	\$0.00
281001 Combustibles y Lubricantes vehiculos y equi	\$51,581.06	\$0.00	\$0.00	\$0.00	\$0.00	\$0.00	\$0.00	\$0.00	\$0.00	\$0.00	\$0.00	\$51,581.06	\$0.00	\$51,581.06	\$0.00
290000 Herramientas, refacciones y accesorios m	\$3,427.00	\$0.00	\$0.00	\$0.00	\$0.00	\$0.00	\$0.00	\$0.00	\$0.00	\$3,427.00	\$0.00	\$0.00	\$0.00	\$3,427.00	\$0.00
294000 Relaciones y accesorios menores de equi	\$3,427.00	\$0.00	\$0.00	\$0.00	\$0.00	\$0.00	\$0.00	\$0.00	\$0.00	\$3,427.00	\$0.00	\$0.00	\$0.00	\$3,427.00	\$0.00
294001 Relaciones y accesorios menores de equi	\$3,427.00	\$0.00	\$0.00	\$0.00	\$0.00	\$0.00	\$0.00	\$0.00	\$0.00	\$3,427.00	\$0.00	\$0.00	\$0.00	\$3,427.00	\$0.00
300000 SERVICIOS GENERALES	\$1,746,130.54	\$0.00	\$73,042.88	\$4,198.97	\$183,428.00	\$192,382.00	\$245,178.17	\$140,918.63	\$264,616.64	\$118,089.00	\$296,582.80	\$4,640.00	\$223,053.45	\$1,746,130.54	\$0.00
350000 Servicios de instalación, reparación, mani	\$139,083.24	\$0.00	\$0.00	\$0.00	\$0.00	\$109,500.00	\$0.00	\$0.00	\$29,583.24	\$0.00	\$0.00	\$0.00	\$0.00	\$139,083.24	\$0.00
356000 Servicios de limpieza y manejo de desecho	\$139,083.24	\$0.00	\$0.00	\$0.00	\$0.00	\$109,500.00	\$0.00	\$0.00	\$29,583.24	\$0.00	\$0.00	\$0.00	\$0.00	\$139,083.24	\$0.00
356001 Servicio de Limpieza y manejo de desecho	\$139,083.24	\$0.00	\$0.00	\$0.00	\$0.00	\$109,500.00	\$0.00	\$0.00	\$29,583.24	\$0.00	\$0.00	\$0.00	\$0.00	\$139,083.24	\$0.00
380000 Servicios oficiales	\$1,607,047.30	\$0.00	\$73,042.88	\$4,198.97	\$183,428.00	\$22,882.00	\$245,178.17	\$140,918.63	\$235,033.40	\$118,089.00	\$296,582.80	\$4,640.00	\$223,053.45	\$1,607,047.30	\$0.00
382000 Gastos de orden social y cultural	\$1,607,047.30	\$0.00	\$73,042.88	\$4,198.97	\$183,428.00	\$22,882.00	\$245,178.17	\$140,918.63	\$235,033.40	\$118,089.00	\$296,582.80	\$4,640.00	\$223,053.45	\$1,607,047.30	\$0.00
382001 Gastos de orden social	\$1,607,047.30	\$0.00	\$73,042.88	\$4,198.97	\$183,428.00	\$22,882.00	\$245,178.17	\$140,918.63	\$235,033.40	\$118,089.00	\$296,582.80	\$4,640.00	\$223,053.45	\$1,607,047.30	\$0.00
400000 TRANSFERENCIAS, ASIGNACIONES	\$37,000.00	\$0.00	\$0.00	\$0.00	\$0.00	\$0.00	\$0.00	\$0.00	\$0.00	\$0.00	\$0.00	\$37,000.00	\$0.00	\$37,000.00	\$0.00
440000 Ayudas sociales	\$37,000.00	\$0.00	\$0.00	\$0.00	\$0.00	\$0.00	\$0.00	\$0.00	\$0.00	\$0.00	\$0.00	\$37,000.00	\$0.00	\$37,000.00	\$0.00
441000 Ayudas sociales a personas	\$37,000.00	\$0.00	\$0.00	\$0.00	\$0.00	\$0.00	\$0.00	\$0.00	\$0.00	\$0.00	\$0.00	\$37,000.00	\$0.00	\$37,000.00	\$0.00
441001 Ayudas sociales a personas	\$37,000.00	\$0.00	\$0.00	\$0.00	\$0.00	\$0.00	\$0.00	\$0.00	\$0.00	\$0.00	\$0.00	\$37,000.00	\$0.00	\$37,000.00	\$0.00
500000 BIENES MUEBLES, INMUEBLES E IN	\$426,589.04	\$31,320.00	\$77,347.82	\$40,463.34	\$2,784.00	\$22,288.00	\$5,081.00	\$45,211.20	\$16,450.00	\$85,187.00	\$100,457.68	\$0.00	\$0.00	\$426,589.04	\$0.00
510000 Mobiliario y equipo de administración	\$332,522.04	\$31,320.00	\$77,347.82	\$40,463.34	\$2,784.00	\$22,288.00	\$5,081.00	\$36,331.20	\$16,450.00	\$85,187.00	\$100,457.68	\$0.00	\$0.00	\$332,522.04	\$0.00
511000 Muebles de oficina y estantería	\$117,653.46	\$31,320.00	\$13,637.24	\$1,235.54	\$2,784.00	\$22,288.00	\$5,081.00	\$0.00	\$0.00	\$0.00	\$11,307.68	\$0.00	\$0.00	\$117,653.46	\$0.00
511001 Muebles de oficina y estantería	\$117,653.46	\$31,320.00	\$13,637.24	\$1,235.54	\$2,784.00	\$22,288.00	\$5,081.00	\$0.00	\$0.00	\$0.00	\$11,307.68	\$0.00	\$0.00	\$117,653.46	\$0.00
515000 Equipo de cómputo y de tecnología de la in	\$214,868.58	\$0.00	\$63,710.58	\$9,226.80	\$0.00	\$0.00	\$0.00	\$36,331.20	\$16,450.00	\$0.00	\$89,150.00	\$0.00	\$0.00	\$214,868.58	\$0.00
515001 Bienes informáticos	\$214,868.58	\$0.00	\$63,710.58	\$9,226.80	\$0.00	\$0.00	\$0.00	\$36,331.20	\$16,450.00	\$0.00	\$89,150.00	\$0.00	\$0.00	\$214,868.58	\$0.00
520000 Mobiliario y equipo educacional y recreati	\$80,779.00	\$0.00	\$0.00	\$0.00	\$0.00	\$0.00	\$0.00	\$0.00	\$0.00	\$80,779.00	\$0.00	\$0.00	\$0.00	\$80,779.00	\$0.00
521000 Equipos y aparatos audiovisuales	\$80,779.00	\$0.00	\$0.00	\$0.00	\$0.00	\$0.00	\$0.00	\$0.00	\$0.00	\$80,779.00	\$0.00	\$0.00	\$0.00	\$80,779.00	\$0.00
521001 Equipos y aparatos audiovisuales	\$80,779.00	\$0.00	\$0.00	\$0.00	\$0.00	\$0.00	\$0.00	\$0.00	\$0.00	\$80,779.00	\$0.00	\$0.00	\$0.00	\$80,779.00	\$0.00
560000 Maquinaria, otros equipos y herramientas	\$13,288.00	\$0.00	\$0.00	\$0.00	\$0.00	\$0.00	\$0.00	\$3,880.00	\$0.00	\$4,408.00	\$0.00	\$0.00	\$0.00	\$13,288.00	\$0.00
567000 Herramientas y máquinas-herramienta	\$13,288.00	\$0.00	\$0.00	\$0.00	\$0.00	\$0.00	\$0.00	\$3,880.00	\$0.00	\$4,408.00	\$0.00	\$0.00	\$0.00	\$13,288.00	\$0.00
567001 Herramientas y Máquinas-Herramientas	\$13,288.00	\$0.00	\$0.00	\$0.00	\$0.00	\$0.00	\$0.00	\$3,880.00	\$0.00	\$4,408.00	\$0.00	\$0.00	\$0.00	\$13,288.00	\$0.00
<b>ISR PARTICIPABLE</b>	<b>\$2,845,686.40</b>	<b>\$31,320.00</b>	<b>\$160,049.35</b>	<b>\$48,061.31</b>	<b>\$212,857.11</b>	<b>\$386,485.53</b>	<b>\$405,046.58</b>	<b>\$223,073.81</b>	<b>\$312,170.12</b>	<b>\$263,366.15</b>	<b>\$454,509.38</b>	<b>\$108,340.25</b>	<b>\$257,446.81</b>	<b>\$2,845,686.40</b>	<b>\$0.00</b>

**2001 INFRAESTRUCTURA**

600000 INVERSION PUBLICA	\$33,543,016.84	\$0.00	\$0.00	\$0.00	\$0.00	\$0.00	\$0.00	\$2,082,465.01	\$2,142,349.85	\$4,372,901.06	\$3,346,304.70	\$2,740,021.69	\$17,843,351.10	\$33,226,432.83	\$316,584.01
610000 Obra pública en bienes de dominio público	\$33,543,016.84	\$0.00	\$0.00	\$0.00	\$0.00	\$0.00	\$0.00	\$2,082,465.01	\$2,142,349.85	\$4,372,901.06	\$3,346,304.70	\$2,740,021.69	\$17,843,351.10	\$33,226,432.83	\$316,584.01
612000 Edificación no habitacional	\$1,696,287.31	\$0.00	\$0.00	\$0.00	\$0.00	\$0.00	\$0.00	\$85,185.95	\$85,185.95	\$83,605.27	\$0.00	\$0.00	\$1,190,910.88	\$1,369,703.31	\$316,584.00

Page 10

Bajo protesta de decir verdad declaramos que las cifras contenidas en este estado financiero son veraces y contienen toda la información referente a la situación y/o los resultados del Municipio de Tecozautla, afirmando ser legalmente responsables de la autenticidad y veracidad de las mismas, y así mismo asumimos la responsabilidad derivada de cualquier declaración en falso sobre las mismas.



**Municipio de Tecozautla**  
**Estado de Hidalgo**


**Analitico Mensual de Egresos Pagados por Fuente de Financiamiento al 31/dic./2022**  
(Cifras en pesos y centavos)

Fecha y hora de Impresión: 14/mar./2023 10:19 a. m.



Objeto del Gasto	Presupuesto Vigente	Ene	Feb	Mar	Abr	May	Jun	Jul	Ago	Sep	Oct	Nov	Dic	Total	Diferencia (Vigente - Total)
612001 Edificación no habitacional	\$316,584.00	\$0.00	\$0.00	\$0.00	\$0.00	\$0.00	\$0.00	\$0.00	\$0.00	\$0.00	\$0.00	\$0.00	\$0.00	\$0.00	\$316,584.00
612020 2022/FAISM059007 CONSTRUCCION DE	\$166,782.43	\$0.00	\$0.00	\$0.00	\$0.00	\$0.00	\$0.00	\$0.00	\$66,185.96	\$83,606.47	\$0.00	\$0.00	\$0.00	\$166,782.43	\$0.00
612021 2022/FAISM059047 CONSTRUCCION DE	\$300,000.00	\$0.00	\$0.00	\$0.00	\$0.00	\$0.00	\$0.00	\$0.00	\$0.00	\$0.00	\$0.00	\$0.00	\$300,000.00	\$300,000.00	\$0.00
612022 2022/FAISM059062 CONSTRUCCION DE	\$289,910.88	\$0.00	\$0.00	\$0.00	\$0.00	\$0.00	\$0.00	\$0.00	\$0.00	\$0.00	\$0.00	\$0.00	\$289,910.88	\$289,910.88	\$0.00
612023 2022/FAISM059073 CONST. BARRA PERI	\$200,000.00	\$0.00	\$0.00	\$0.00	\$0.00	\$0.00	\$0.00	\$0.00	\$0.00	\$0.00	\$0.00	\$0.00	\$200,000.00	\$200,000.00	\$0.00
612024 2022/FAISM059077 CONSTRUCCION DE	\$400,000.00	\$0.00	\$0.00	\$0.00	\$0.00	\$0.00	\$0.00	\$0.00	\$0.00	\$0.00	\$0.00	\$0.00	\$400,000.00	\$400,000.00	\$0.00
613000 Construcción de obras para el abastecimien	\$13,068,146.82	\$0.00	\$0.00	\$0.00	\$0.00	\$0.00	\$1,280,062.60	\$0.00	\$73,867.61	\$339,786.43	\$282,975.33	\$204,274.40	\$10,907,160.00	\$13,068,146.82	\$0.00
613123 2022/FAISM059013 REHABILITACION REI	\$200,208.65	\$0.00	\$0.00	\$0.00	\$0.00	\$0.00	\$80,062.60	\$0.00	\$73,867.61	\$66,278.44	\$0.00	\$0.00	\$0.00	\$200,208.65	\$0.00
613124 2022/FAISM059014 APORTACION MPAL	\$1,200,000.00	\$0.00	\$0.00	\$0.00	\$0.00	\$0.00	\$1,200,000.00	\$0.00	\$0.00	\$0.00	\$0.00	\$0.00	\$0.00	\$1,200,000.00	\$0.00
613125 2022/FAISM059022 REHABILITACION DE	\$106,757.50	\$0.00	\$0.00	\$0.00	\$0.00	\$0.00	\$0.00	\$0.00	\$106,757.50	\$0.00	\$0.00	\$0.00	\$0.00	\$106,757.50	\$0.00
613126 2022/FAISM059023 CONST. LINEA DE DI	\$118,698.88	\$0.00	\$0.00	\$0.00	\$0.00	\$0.00	\$0.00	\$0.00	\$82,121.72	\$82,121.72	\$0.00	\$0.00	\$0.00	\$118,698.88	\$0.00
613127 2022/FAISM059028 CONST LINEA DE DIS	\$131,312.10	\$0.00	\$0.00	\$0.00	\$0.00	\$0.00	\$0.00	\$0.00	\$0.00	\$90,129.32	\$41,182.78	\$0.00	\$0.00	\$131,312.10	\$0.00
613128 2022/FAISM059029 AMPLIACION DE RED	\$240,387.62	\$0.00	\$0.00	\$0.00	\$0.00	\$0.00	\$0.00	\$0.00	\$74,628.77	\$166,288.85	\$0.00	\$0.00	\$0.00	\$240,387.62	\$0.00
613129 2022/FAISM059045 CONSTRUCCION LINI	\$146,000.00	\$0.00	\$0.00	\$0.00	\$0.00	\$0.00	\$0.00	\$0.00	\$0.00	\$0.00	\$0.00	\$43,800.00	\$102,200.00	\$146,000.00	\$0.00
613130 2022/FAISM059046 CONSTRUCCION DE	\$145,000.00	\$0.00	\$0.00	\$0.00	\$0.00	\$0.00	\$0.00	\$0.00	\$0.00	\$0.00	\$0.00	\$0.00	\$145,000.00	\$145,000.00	\$0.00
613131 2022/FAISM059050 CONSTRUCCION LINI	\$250,000.00	\$0.00	\$0.00	\$0.00	\$0.00	\$0.00	\$0.00	\$0.00	\$0.00	\$0.00	\$119,291.62	\$130,708.38	\$0.00	\$250,000.00	\$0.00
613132 2022/FAISM059057 CONSTRUCCION DE	\$109,000.00	\$0.00	\$0.00	\$0.00	\$0.00	\$0.00	\$0.00	\$0.00	\$0.00	\$0.00	\$0.00	\$0.00	\$109,000.00	\$109,000.00	\$0.00
613133 2022/FAISM059059 AMPLIACION DE RED	\$289,776.84	\$0.00	\$0.00	\$0.00	\$0.00	\$0.00	\$0.00	\$0.00	\$0.00	\$0.00	\$0.00	\$0.00	\$289,776.84	\$289,776.84	\$0.00
613134 2022/FAISM059060 AMPLIACION DE ELEI	\$456,866.82	\$0.00	\$0.00	\$0.00	\$0.00	\$0.00	\$0.00	\$0.00	\$0.00	\$0.00	\$0.00	\$0.00	\$456,866.82	\$456,866.82	\$0.00
613135 2022/FAISM059063 AMPLIACION DE ELEI	\$900,000.00	\$0.00	\$0.00	\$0.00	\$0.00	\$0.00	\$0.00	\$0.00	\$0.00	\$0.00	\$0.00	\$0.00	\$900,000.00	\$900,000.00	\$0.00
613136 2022/FAISM059064 AMPLIACION DE ELEI	\$592,944.00	\$0.00	\$0.00	\$0.00	\$0.00	\$0.00	\$0.00	\$0.00	\$0.00	\$0.00	\$0.00	\$0.00	\$592,944.00	\$592,944.00	\$0.00
613137 2022/FAISM059065 AMPLIACION DE ELEI	\$169,437.90	\$0.00	\$0.00	\$0.00	\$0.00	\$0.00	\$0.00	\$0.00	\$0.00	\$0.00	\$0.00	\$0.00	\$169,437.90	\$169,437.90	\$0.00
613138 2022/FAISM059066 AMPLIFICACION DE E	\$366,000.00	\$0.00	\$0.00	\$0.00	\$0.00	\$0.00	\$0.00	\$0.00	\$0.00	\$0.00	\$0.00	\$0.00	\$366,000.00	\$366,000.00	\$0.00
613139 2022/FAISM059067 AMPLIACION DE ELEI	\$168,174.84	\$0.00	\$0.00	\$0.00	\$0.00	\$0.00	\$0.00	\$0.00	\$0.00	\$0.00	\$0.00	\$0.00	\$168,174.84	\$168,174.84	\$0.00
613140 2022/FAISM059068 AMPLIACION DE ELEI	\$47,218.71	\$0.00	\$0.00	\$0.00	\$0.00	\$0.00	\$0.00	\$0.00	\$0.00	\$0.00	\$0.00	\$0.00	\$47,218.71	\$47,218.71	\$0.00
613141 2022/FAISM059069 AMPLIACION DE ELEI	\$216,585.37	\$0.00	\$0.00	\$0.00	\$0.00	\$0.00	\$0.00	\$0.00	\$0.00	\$0.00	\$0.00	\$0.00	\$216,585.37	\$216,585.37	\$0.00
613142 2022/FAISM059070 AMPLIFICACION DE E	\$365,012.84	\$0.00	\$0.00	\$0.00	\$0.00	\$0.00	\$0.00	\$0.00	\$0.00	\$0.00	\$0.00	\$0.00	\$365,012.84	\$365,012.84	\$0.00
613143 2022/FAISM059071 AMPLIACION DE ELEI	\$420,000.00	\$0.00	\$0.00	\$0.00	\$0.00	\$0.00	\$0.00	\$0.00	\$0.00	\$0.00	\$0.00	\$0.00	\$420,000.00	\$420,000.00	\$0.00
613144 2022/FAISM059072 AMPLIACION DE ELEI	\$235,806.01	\$0.00	\$0.00	\$0.00	\$0.00	\$0.00	\$0.00	\$0.00	\$0.00	\$0.00	\$0.00	\$0.00	\$235,806.01	\$235,806.01	\$0.00
613145 2022/FAISM059074 AMPLIACION DE ELEI	\$354,885.85	\$0.00	\$0.00	\$0.00	\$0.00	\$0.00	\$0.00	\$0.00	\$0.00	\$0.00	\$0.00	\$0.00	\$354,885.85	\$354,885.85	\$0.00
613146 2022/FAISM059075 REHABILITACION REI	\$5,149,119.00	\$0.00	\$0.00	\$0.00	\$0.00	\$0.00	\$0.00	\$0.00	\$0.00	\$0.00	\$0.00	\$0.00	\$5,149,119.00	\$5,149,119.00	\$0.00
613147 2022/FAISM059076 CONST. LINEA DE DI	\$688,463.69	\$0.00	\$0.00	\$0.00	\$0.00	\$0.00	\$0.00	\$0.00	\$0.00	\$0.00	\$0.00	\$0.00	\$688,463.69	\$688,463.69	\$0.00
614000 División de terrenos y construcción de obr	\$2,313,198.29	\$0.00	\$0.00	\$0.00	\$0.00	\$0.00	\$0.00	\$0.00	\$0.00	\$0.00	\$0.00	\$0.00	\$2,313,198.29	\$2,313,198.29	\$0.00
614032 2022/FAISM059036 AMPLIACION DE DRE	\$348,939.70	\$0.00	\$0.00	\$0.00	\$0.00	\$0.00	\$0.00	\$0.00	\$0.00	\$0.00	\$0.00	\$0.00	\$348,939.70	\$348,939.70	\$0.00
614033 2022/FAISM059036 REHABILITACION DE	\$76,955.20	\$0.00	\$0.00	\$0.00	\$0.00	\$0.00	\$0.00	\$0.00	\$0.00	\$0.00	\$0.00	\$0.00	\$76,955.20	\$76,955.20	\$0.00
614034 2022/FAISM059042 SUMINISTRO E INSTA	\$111,696.64	\$0.00	\$0.00	\$0.00	\$0.00	\$0.00	\$0.00	\$0.00	\$0.00	\$0.00	\$0.00	\$0.00	\$111,696.64	\$111,696.64	\$0.00
614035 2022/FAISM059048 CONSTRUCCION DE	\$290,700.00	\$0.00	\$0.00	\$0.00	\$0.00	\$0.00	\$0.00	\$0.00	\$0.00	\$0.00	\$0.00	\$0.00	\$290,700.00	\$290,700.00	\$0.00
614036 2022/FAISM059051 CONSTRUCCION DE	\$546,477.08	\$0.00	\$0.00	\$0.00	\$0.00	\$0.00	\$0.00	\$0.00	\$0.00	\$0.00	\$0.00	\$0.00	\$546,477.08	\$546,477.08	\$0.00
614037 2022/FAISM059052 CONSTRUCCION DE	\$435,285.00	\$0.00	\$0.00	\$0.00	\$0.00	\$0.00	\$0.00	\$0.00	\$0.00	\$0.00	\$0.00	\$0.00	\$435,285.00	\$435,285.00	\$0.00
614038 2022/FAISM059053 CONSTRUCCION DE	\$345,000.00	\$0.00	\$0.00	\$0.00	\$0.00	\$0.00	\$0.00	\$0.00	\$0.00	\$0.00	\$0.00	\$0.00	\$345,000.00	\$345,000.00	\$0.00

"Bajo protesta de decir verdad declaramos que las cifras contenidas en este estado financiero son veraces y contienen toda la información referente a la situación y/o los resultados del Municipio de Tecozautla, afirmando ser legalmente responsables de la autenticidad y veracidad de las mismas, y así mismo asumimos la responsabilidad derivada de cualquier declaración en falso sobre las mismas."





**Municipio de Tecozautla**  
Estado de Hidalgo

**Analitico Mensual de Egresos Pagados por Fuente de Financiamiento al 31/dic./2022**  
(Cuentas por Movimientos)  
(Cifras en pesos y centavos)

Fecha y hora de Impresión 14/mar./2023 10:19 a. m.

Objeto del Gasto	Presupuesto Vigente	Ene	Feb	Mar	Abr	May	Jun	Jul	Ago	Sep	Oct	Nov	Dic	Total	Diferencia (Vigente - Total)
614039 2022/FAISM059061 REHABILITACION DE	\$155,144.67	\$0.00	\$0.00	\$0.00	\$0.00	\$0.00	\$0.00	\$0.00	\$0.00	\$0.00	\$0.00	\$0.00	\$155,144.67	\$155,144.67	\$0.00
615000 Construcción de Vías de comunicación	\$15,875,408.09	\$0.00	\$0.00	\$0.00	\$0.00	\$0.00	\$0.00	\$822,403.41	\$2,374,277.57	\$3,552,868.73	\$2,832,948.83	\$2,092,876.89	\$4,200,032.65	\$15,875,408.08	\$0.01
615129 2022/FAISM059002 CONSTRUCCION DE	\$431,666.21	\$0.00	\$0.00	\$0.00	\$0.00	\$0.00	\$0.00	\$0.00	\$302,166.35	\$129,499.86	\$0.00	\$0.00	\$0.00	\$431,666.21	\$0.00
615130 2022/FAISM059003 CONSTRUCCION DE	\$349,865.53	\$0.00	\$0.00	\$0.00	\$0.00	\$0.00	\$0.00	\$0.00	\$178,604.49	\$171,361.04	\$0.00	\$0.00	\$0.00	\$349,865.53	\$0.00
615131 2022/FAISM059004 CONSTRUCCION DE	\$449,995.42	\$0.00	\$0.00	\$0.00	\$0.00	\$0.00	\$0.00	\$0.00	\$449,995.42	\$0.00	\$0.00	\$0.00	\$0.00	\$449,995.42	\$0.00
615132 2022/FAISM059005 CONSTRUCCION DE	\$83,415.82	\$0.00	\$0.00	\$0.00	\$0.00	\$0.00	\$0.00	\$83,415.82	\$0.00	\$0.00	\$0.00	\$0.00	\$0.00	\$83,415.82	\$0.00
615133 2022/FAISM059006 CONSTRUCCION DE C	\$349,008.79	\$0.00	\$0.00	\$0.00	\$0.00	\$0.00	\$0.00	\$349,008.79	\$0.00	\$0.00	\$0.00	\$0.00	\$0.00	\$349,008.79	\$0.00
615134 2022/FAISM059009 CONSTRUCCION DE	\$217,782.21	\$0.00	\$0.00	\$0.00	\$0.00	\$0.00	\$0.00	\$217,782.21	\$0.00	\$0.00	\$0.00	\$0.00	\$0.00	\$217,782.21	\$0.00
615135 2022/FAISM059010 CONSTRUCCION DE	\$249,942.10	\$0.00	\$0.00	\$0.00	\$0.00	\$0.00	\$0.00	\$249,942.10	\$0.00	\$0.00	\$0.00	\$0.00	\$0.00	\$249,942.10	\$0.00
615136 2022/FAISM059011 CONSTRUCCION DE	\$299,977.01	\$0.00	\$0.00	\$0.00	\$0.00	\$0.00	\$0.00	\$299,977.01	\$0.00	\$0.00	\$0.00	\$0.00	\$0.00	\$299,977.01	\$0.00
615137 2022/FAISM059012 CONSTRUCCION DE	\$289,926.01	\$0.00	\$0.00	\$0.00	\$0.00	\$0.00	\$0.00	\$89,977.80	\$163,018.69	\$46,928.22	\$0.00	\$0.00	\$0.00	\$289,926.01	\$0.00
615138 2022/FAISM059015 CONSTRUCCION DE	\$193,227.83	\$0.00	\$0.00	\$0.00	\$0.00	\$0.00	\$0.00	\$0.00	\$0.00	\$193,227.83	\$0.00	\$0.00	\$0.00	\$193,227.83	\$0.00
615139 2022/FAISM059016 CONSTRUCCION DE	\$399,203.40	\$0.00	\$0.00	\$0.00	\$0.00	\$0.00	\$0.00	\$0.00	\$0.00	\$126,054.71	\$273,148.69	\$0.00	\$0.00	\$399,203.40	\$0.00
615140 2022/FAISM059017 CONSTRUCCION DE	\$265,018.32	\$0.00	\$0.00	\$0.00	\$0.00	\$0.00	\$0.00	\$0.00	\$0.00	\$265,018.32	\$0.00	\$0.00	\$0.00	\$265,018.32	\$0.00
615141 2022/FAISM059018 REHABILITACION DE	\$249,961.58	\$0.00	\$0.00	\$0.00	\$0.00	\$0.00	\$0.00	\$0.00	\$0.00	\$249,961.58	\$0.00	\$0.00	\$0.00	\$249,961.58	\$0.00
615142 2022/FAISM059019 CONSTRUCCION DE	\$1,000,000.00	\$0.00	\$0.00	\$0.00	\$0.00	\$0.00	\$0.00	\$0.00	\$300,000.00	\$65,280.85	\$382,447.77	\$252,261.28	\$0.00	\$1,000,000.00	\$0.00
615143 2022/FAISM059020 CONSTRUCCION DE	\$1,000,000.00	\$0.00	\$0.00	\$0.00	\$0.00	\$0.00	\$0.00	\$0.00	\$0.00	\$700,000.00	\$132,679.68	\$22,052.88	\$0.00	\$1,000,000.00	\$0.00
615144 2022/FAISM059021 CONSTRUCCION DE	\$154,732.86	\$0.00	\$0.00	\$0.00	\$0.00	\$0.00	\$0.00	\$0.00	\$0.00	\$0.00	\$250,000.00	\$0.00	\$0.00	\$250,000.00	\$0.00
615145 2022/FAISM059024 CONSTRUCCION DE	\$250,000.00	\$0.00	\$0.00	\$0.00	\$0.00	\$0.00	\$0.00	\$0.00	\$0.00	\$354,521.53	\$45,193.47	\$0.00	\$0.00	\$399,715.00	\$0.00
615146 2022/FAISM059025 CONSTRUCCION DE	\$399,715.00	\$0.00	\$0.00	\$0.00	\$0.00	\$0.00	\$0.00	\$0.00	\$0.00	\$256,894.02	\$23,105.88	\$0.00	\$0.00	\$280,000.00	\$0.00
615147 2022/FAISM059026 CONSTRUCCION DE E	\$280,000.00	\$0.00	\$0.00	\$0.00	\$0.00	\$0.00	\$0.00	\$0.00	\$212,780.00	\$246,951.30	\$246,558.70	\$0.00	\$0.00	\$706,300.00	\$0.00
615148 2022/FAISM059027 CONSTRUCCION DE	\$460,214.98	\$0.00	\$0.00	\$0.00	\$0.00	\$0.00	\$0.00	\$0.00	\$0.00	\$0.00	\$0.00	\$168,058.61	\$0.00	\$460,214.98	\$0.00
615149 2022/FAISM059031 CONSTRUCCION EM	\$706,300.00	\$0.00	\$0.00	\$0.00	\$0.00	\$0.00	\$0.00	\$0.00	\$0.00	\$661,740.07	\$240,632.75	\$172,909.87	\$147,090.03	\$320,000.00	\$0.00
615150 2022/FAISM059032 CONSTRUCCION DE	\$320,000.00	\$0.00	\$0.00	\$0.00	\$0.00	\$0.00	\$0.00	\$0.00	\$0.00	\$0.00	\$0.00	\$0.00	\$0.00	\$0.00	\$0.00
615151 2022/FAISM059033 CONSTRUCCION EM	\$1,450,000.00	\$0.00	\$0.00	\$0.00	\$0.00	\$0.00	\$0.00	\$0.00	\$0.00	\$435,000.00	\$61,740.07	\$240,632.75	\$112,627.17	\$1,449,999.99	\$0.01
615152 2022/FAISM059034 CONSTRUCCION DE	\$250,278.26	\$0.00	\$0.00	\$0.00	\$0.00	\$0.00	\$0.00	\$0.00	\$0.00	\$0.00	\$172,909.87	\$0.00	\$77,368.29	\$250,278.26	\$0.00
615153 2022/FAISM059035 CONSTRUCCION DE	\$299,988.74	\$0.00	\$0.00	\$0.00	\$0.00	\$0.00	\$0.00	\$0.00	\$0.00	\$0.00	\$0.00	\$239,988.74	\$0.00	\$299,988.74	\$0.00
615154 2022/FAISM059037 CONSTRUCCION DE	\$200,000.00	\$0.00	\$0.00	\$0.00	\$0.00	\$0.00	\$0.00	\$0.00	\$0.00	\$0.00	\$0.00	\$50,020.74	\$0.00	\$200,000.00	\$0.00
615155 2022/FAISM059038 CONSTRUCCION DE	\$199,985.24	\$0.00	\$0.00	\$0.00	\$0.00	\$0.00	\$0.00	\$0.00	\$0.00	\$0.00	\$0.00	\$0.00	\$81,185.81	\$199,985.24	\$0.00
615156 2022/FAISM059039 CONSTRUCCION DE	\$193,133.10	\$0.00	\$0.00	\$0.00	\$0.00	\$0.00	\$0.00	\$0.00	\$0.00	\$0.00	\$0.00	\$193,133.10	\$0.00	\$193,133.10	\$0.00
615157 2022/FAISM059040 CONSTRUCCION DE	\$596,985.30	\$0.00	\$0.00	\$0.00	\$0.00	\$0.00	\$0.00	\$0.00	\$0.00	\$0.00	\$0.00	\$0.00	\$596,985.30	\$0.00	\$0.00
615158 2022/FAISM059041 CONSTRUCCION DE	\$189,980.18	\$0.00	\$0.00	\$0.00	\$0.00	\$0.00	\$0.00	\$0.00	\$0.00	\$0.00	\$0.00	\$0.00	\$189,980.18	\$0.00	\$0.00
615159 2022/FAISM059043 CONSTRUCCION DE	\$351,005.55	\$0.00	\$0.00	\$0.00	\$0.00	\$0.00	\$0.00	\$0.00	\$0.00	\$0.00	\$0.00	\$109,472.11	\$136,231.77	\$351,005.55	\$0.00
615160 2022/FAISM059044 CONSTRUCCION DE	\$1,095,393.01	\$0.00	\$0.00	\$0.00	\$0.00	\$0.00	\$0.00	\$0.00	\$0.00	\$0.00	\$0.00	\$239,045.89	\$497,728.42	\$1,095,393.01	\$0.00
615161 2022/FAISM059049 CONSTRUCCION DE	\$769,815.42	\$0.00	\$0.00	\$0.00	\$0.00	\$0.00	\$0.00	\$0.00	\$0.00	\$0.00	\$0.00	\$166,488.93	\$346,081.86	\$769,815.42	\$0.00
615162 2022/FAISM059054 CONST. DE EMPEDR	\$300,000.00	\$0.00	\$0.00	\$0.00	\$0.00	\$0.00	\$0.00	\$0.00	\$0.00	\$0.00	\$0.00	\$0.00	\$300,000.00	\$0.00	\$0.00
615163 2022/FAISM059055 CONSTRUCCION DE EI	\$169,924.83	\$0.00	\$0.00	\$0.00	\$0.00	\$0.00	\$0.00	\$0.00	\$0.00	\$0.00	\$0.00	\$0.00	\$169,924.83	\$0.00	\$0.00
615164 2022/FAISM059056 CONSTRUCCION DE	\$816,994.31	\$0.00	\$0.00	\$0.00	\$0.00	\$0.00	\$0.00	\$0.00	\$0.00	\$0.00	\$0.00	\$0.00	\$816,994.31	\$0.00	\$0.00
615165 2022/FAISM059058 CONSTRUCCION CAL	\$544,858.98	\$0.00	\$0.00	\$0.00	\$0.00	\$0.00	\$0.00	\$0.00	\$0.00	\$0.00	\$0.00	\$0.00	\$544,858.98	\$0.00	\$0.00
616000 Otras construcciones de Ingeniería civil u ot	\$599,976.23	\$0.00	\$0.00	\$0.00	\$0.00	\$0.00	\$0.00	\$0.00	\$308,018.71	\$291,957.52	\$0.00	\$0.00	\$0.00	\$599,976.23	\$0.00



*[Handwritten signature]*

"Bajo protesta de decir verdad declaramos que las cifras contenidas en este estado financiero son veraces y contienen toda la información referente a la situación y/o los resultados del Municipio de Tecozautla, afirmando ser legalmente responsables de la autenticidad y veracidad de las mismas, y así mismo asumimos la responsabilidad derivada de cualquier declaración en falso sobre las mismas."








Ucr: SUPERVISOR  
Rep: rptAnexoPresupuestoEgresos\_FF

**Municipio de Tecozautla**  
**Estado de Hidalgo**  
**Analitico Mensual de Egresos Pagados por Fuente de Financiamiento al 31/dic./2022**  
(Cuentas con Movimientos)  
(Cifras en pesos y centavos)

Fecha y hora de Impresión: 14/mar./2023 10:19 a. m.

Objeto del Gasto	Presupuesto Vigente	Ene	Feb	Mar	Abr	May	Jun	Jul	Ago	Sep	Oct	Nov	Dic	Total	Diferencia (Vigente - Total)
616066 2022/FAISM059001 CONSTRUCCION DE	\$339,982.73	\$0.00	\$0.00	\$0.00	\$0.00	\$0.00	\$0.00	\$0.00	\$177,289.14	\$162,693.59	\$0.00	\$0.00	\$0.00	\$339,982.73	\$0.00
616067 2022/FAISM059008 CONSTRUCCION DE	\$260,013.50	\$0.00	\$0.00	\$0.00	\$0.00	\$0.00	\$0.00	\$0.00	\$130,749.57	\$129,263.93	\$0.00	\$0.00	\$0.00	\$260,013.50	\$0.00
<b>INFRAESTRUCTURA</b>	<b>\$33,543,016.84</b>	<b>\$0.00</b>	<b>\$0.00</b>	<b>\$0.00</b>	<b>\$0.00</b>	<b>\$0.00</b>	<b>\$0.00</b>	<b>\$2,062,465.01</b>	<b>\$2,887,349.85</b>	<b>\$6,347,307.06</b>	<b>\$3,345,443.74</b>	<b>\$2,740,027.89</b>	<b>\$17,043,351.11</b>	<b>\$33,726,432.83</b>	<b>-\$316,566.01</b>
<b>2002 FORTAMUN DF</b>	<b>\$8,091,209.00</b>	<b>\$305,187.00</b>	<b>\$1,001,394.00</b>	<b>\$554,170.00</b>	<b>\$518,808.00</b>	<b>\$721,817.00</b>	<b>\$548,030.00</b>	<b>\$545,697.00</b>	<b>\$537,956.00</b>	<b>\$716,319.00</b>	<b>\$536,707.00</b>	<b>\$532,944.00</b>	<b>\$1,571,180.00</b>	<b>\$8,091,209.00</b>	<b>\$0.00</b>
110000 SERVICIOS PERSONALES	\$6,131,475.00	\$305,187.00	\$934,944.00	\$492,820.00	\$474,708.00	\$487,718.00	\$500,730.00	\$499,997.00	\$497,956.00	\$487,719.00	\$485,307.00	\$485,644.00	\$485,644.00	\$6,131,475.00	\$0.00
113000 Remuneraciones al personal de carácter F	\$6,131,475.00	\$305,187.00	\$934,944.00	\$492,820.00	\$474,708.00	\$487,718.00	\$500,730.00	\$499,997.00	\$497,956.00	\$487,719.00	\$485,307.00	\$485,644.00	\$485,644.00	\$6,131,475.00	\$0.00
113001 Sueldos	\$6,131,475.00	\$305,187.00	\$934,944.00	\$492,820.00	\$474,708.00	\$487,718.00	\$500,730.00	\$499,997.00	\$497,956.00	\$487,719.00	\$485,307.00	\$485,644.00	\$485,644.00	\$6,131,475.00	\$0.00
130000 Remuneraciones adicionales y especiales	\$1,455,484.00	\$0.00	\$17,250.00	\$17,250.00	\$1,000.00	\$186,648.00	\$800.00	\$0.00	\$0.00	\$0.00	\$0.00	\$0.00	\$1,040,136.00	\$1,455,484.00	\$0.00
132000 Primas de vacaciones, dominical y gratificac	\$1,040,136.00	\$0.00	\$0.00	\$0.00	\$0.00	\$0.00	\$0.00	\$0.00	\$0.00	\$0.00	\$0.00	\$0.00	\$1,040,136.00	\$0.00	\$0.00
132001 Prima de Vacaciones y Dominical	\$94,561.00	\$0.00	\$0.00	\$0.00	\$0.00	\$0.00	\$0.00	\$0.00	\$0.00	\$0.00	\$0.00	\$0.00	\$94,561.00	\$0.00	\$0.00
132002 Gratificación Anual	\$945,575.00	\$0.00	\$0.00	\$0.00	\$0.00	\$0.00	\$0.00	\$0.00	\$0.00	\$0.00	\$0.00	\$0.00	\$945,575.00	\$0.00	\$0.00
133000 Horas extraordinarias	\$415,348.00	\$0.00	\$0.00	\$0.00	\$0.00	\$0.00	\$0.00	\$0.00	\$0.00	\$0.00	\$0.00	\$0.00	\$415,348.00	\$0.00	\$0.00
133001 Horas extras	\$415,348.00	\$0.00	\$0.00	\$0.00	\$0.00	\$0.00	\$0.00	\$0.00	\$0.00	\$0.00	\$0.00	\$0.00	\$415,348.00	\$0.00	\$0.00
160000 Otras prestaciones sociales y económicas	\$604,260.00	\$0.00	\$49,200.00	\$44,100.00	\$44,100.00	\$47,450.00	\$46,800.00	\$46,700.00	\$45,900.00	\$45,000.00	\$45,000.00	\$45,000.00	\$45,000.00	\$604,260.00	\$0.00
169000 Otras prestaciones sociales y económicas	\$504,250.00	\$0.00	\$49,200.00	\$44,100.00	\$44,100.00	\$47,450.00	\$46,800.00	\$46,700.00	\$45,900.00	\$45,000.00	\$45,000.00	\$45,000.00	\$45,000.00	\$504,250.00	\$0.00
169002 Otras Prestaciones	\$504,250.00	\$0.00	\$49,200.00	\$44,100.00	\$44,100.00	\$47,450.00	\$46,800.00	\$46,700.00	\$45,900.00	\$45,000.00	\$45,000.00	\$45,000.00	\$45,000.00	\$504,250.00	\$0.00
200000 MATERIALES Y SUMINISTROS	\$8,443,489.92	\$316,519.96	\$47,126.61	\$459,673.59	\$1,024,198.83	\$859,777.89	\$857,976.92	\$493,013.74	\$520,781.21	\$1,534,842.96	\$607,939.90	\$607,428.20	\$1,115,489.11	\$8,443,489.92	\$0.00
210000 Materiales de administración, emisión de	\$511,330.63	\$0.00	\$0.00	\$17,235.00	\$149,976.29	\$0.00	\$23,200.00	\$0.00	\$24,787.46	\$282,730.94	\$55,240.84	\$23,200.00	\$64,960.00	\$611,330.63	\$0.00
211000 Materiales, útiles y equipos menores de ofc	\$225,328.85	\$0.00	\$0.00	\$0.00	\$36,618.29	\$0.00	\$23,200.00	\$0.00	\$12,607.46	\$97,462.16	\$55,240.84	\$0.00	\$0.00	\$225,328.85	\$0.00
211001 Material de Oficina	\$225,328.85	\$0.00	\$0.00	\$0.00	\$36,618.29	\$0.00	\$23,200.00	\$0.00	\$12,607.46	\$97,462.16	\$55,240.84	\$0.00	\$0.00	\$225,328.85	\$0.00
212000 Materiales y útiles de impresión y reproduc	\$154,124.74	\$0.00	\$0.00	\$17,235.00	\$0.00	\$0.00	\$0.00	\$0.00	\$0.00	\$113,668.74	\$0.00	\$23,200.00	\$0.00	\$154,124.74	\$0.00
212001 Materiales y Útiles de Impresión	\$154,124.74	\$0.00	\$0.00	\$17,235.00	\$0.00	\$0.00	\$0.00	\$0.00	\$0.00	\$113,668.74	\$0.00	\$23,200.00	\$0.00	\$154,124.74	\$0.00
216000 Material de limpieza	\$231,877.04	\$0.00	\$0.00	\$0.00	\$113,158.00	\$0.00	\$0.00	\$0.00	\$12,160.00	\$41,578.04	\$0.00	\$0.00	\$64,860.00	\$231,877.04	\$0.00
216001 Material de Limpieza	\$231,877.04	\$0.00	\$0.00	\$0.00	\$113,158.00	\$0.00	\$0.00	\$0.00	\$12,160.00	\$41,578.04	\$0.00	\$0.00	\$64,860.00	\$231,877.04	\$0.00
220000 Alimentos y utensilios	\$41,800.00	\$0.00	\$0.00	\$0.00	\$0.00	\$0.00	\$0.00	\$0.00	\$0.00	\$0.00	\$0.00	\$41,800.00	\$0.00	\$41,800.00	\$0.00
221000 Productos alimenticios para personas	\$41,800.00	\$0.00	\$0.00	\$0.00	\$0.00	\$0.00	\$0.00	\$0.00	\$0.00	\$0.00	\$0.00	\$41,800.00	\$0.00	\$41,800.00	\$0.00
221001 Alimentación de Personas	\$41,800.00	\$0.00	\$0.00	\$0.00	\$0.00	\$0.00	\$0.00	\$0.00	\$0.00	\$0.00	\$0.00	\$41,800.00	\$0.00	\$41,800.00	\$0.00
240000 Materiales y artículos de construcción y d	\$2,841,930.09	\$0.00	\$0.00	\$128,370.00	\$408,956.84	\$582,790.19	\$38,280.00	\$215,838.82	\$35,890.80	\$645,839.46	\$371,714.08	\$39,440.00	\$174,110.20	\$2,841,930.09	\$0.00
240000 Material eléctrico y electrónico	\$2,841,930.09	\$0.00	\$0.00	\$128,370.00	\$408,956.84	\$582,790.19	\$38,280.00	\$215,838.82	\$35,890.80	\$645,839.46	\$371,714.08	\$39,440.00	\$174,110.20	\$2,841,930.09	\$0.00
240001 Material Eléctrico	\$2,841,930.09	\$0.00	\$0.00	\$128,370.00	\$408,956.84	\$582,790.19	\$38,280.00	\$215,838.82	\$35,890.80	\$645,839.46	\$371,714.08	\$39,440.00	\$174,110.20	\$2,841,930.09	\$0.00
249000 Otros materiales y artículos de construcción	\$98,252.00	\$0.00	\$0.00	\$0.00	\$0.00	\$0.00	\$0.00	\$0.00	\$0.00	\$0.00	\$0.00	\$0.00	\$0.00	\$98,252.00	\$0.00
249001 Otros materiales y artículos de construcción	\$98,252.00	\$0.00	\$0.00	\$0.00	\$0.00	\$0.00	\$0.00	\$0.00	\$0.00	\$0.00	\$0.00	\$0.00	\$0.00	\$98,252.00	\$0.00
260000 Combustibles, lubricantes y aditivos	\$4,350,021.72	\$316,519.96	\$47,126.61	\$154,915.48	\$456,012.30	\$0.00	\$519,509.22	\$22,926.43	\$60,113.25	\$619,336.56	\$174,444.80	\$502,680.20	\$976,428.91	\$4,350,021.72	\$0.00
261000 Combustibles, lubricantes y aditivos	\$4,350,021.72	\$316,519.96	\$47,126.61	\$154,915.48	\$456,012.30	\$0.00	\$519,509.22	\$22,926.43	\$60,113.25	\$619,336.56	\$174,444.80	\$502,680.20	\$976,428.91	\$4,350,021.72	\$0.00
261001 Combustibles y Lubricantes vehiculos y equ	\$4,350,021.72	\$316,519.96	\$47,126.61	\$154,915.48	\$456,012.30	\$0.00	\$519,509.22	\$22,926.43	\$60,113.25	\$619,336.56	\$174,444.80	\$502,680.20	\$976,428.91	\$4,350,021.72	\$0.00
270000 Vestuario, blancos, prendas de protección	\$721,104.59	\$0.00	\$0.00	\$158,153.11	\$0.00	\$276,987.70	\$276,987.70	\$0.00	\$0.00	\$0.00	\$0.00	\$0.00	\$0.00	\$721,104.59	\$0.00
271000 Vestuario y uniformes	\$721,104.59	\$0.00	\$0.00	\$158,153.11	\$0.00	\$276,987.70	\$276,987.70	\$0.00	\$0.00	\$0.00	\$0.00	\$0.00	\$0.00	\$721,104.59	\$0.00





Utr: SUPERVISOR  
Rep: rptAnaliticoPresupuestoEgresos\_FF




**Municipio de Tecozautla**  
**Estado de Hidalgo**  
**Analitico Mensual de Egresos Pagados por Fuente de Financiamiento al 31/dic./2022**  
(Cifras en pesos y centavos)

Fecha y hora de Impresión: 14/mar./2023 10:19 a. m.

Objeto del Gasto	Presupuesto Vigente	Ene	Feb	Mar	Abr	May	Jun	Jul	Ago	Sep	Oct	Nov	Dic	Total	Diferencia (Vigente - Total)
271001 Vestuario, Uniformes	\$721,104.59	\$0.00	\$0.00	\$156,153.11	\$0.00	\$276,987.70	\$276,987.70	\$0.00	\$0.00	\$2,436.00	\$6,540.08	\$0.00	\$0.00	\$721,104.59	\$0.00
280000 Materiales y suministros para seguridad	\$77,302.89	\$0.00	\$0.00	\$0.00	\$8,253.40	\$0.00	\$0.00	\$54,248.49	\$0.00	\$14,800.00	\$0.00	\$0.00	\$0.00	\$77,302.89	\$0.00
282000 Materiales de seguridad pública	\$77,302.89	\$0.00	\$0.00	\$0.00	\$8,253.40	\$0.00	\$0.00	\$54,248.49	\$0.00	\$14,800.00	\$0.00	\$0.00	\$0.00	\$77,302.89	\$0.00
282001 Materiales de Seguridad Pública	\$77,302.89	\$0.00	\$0.00	\$0.00	\$8,253.40	\$0.00	\$0.00	\$54,248.49	\$0.00	\$14,800.00	\$0.00	\$0.00	\$0.00	\$77,302.89	\$0.00
300000 SERVICIOS GENERALES	\$10,886,998.31	\$560,301.00	\$500,051.67	\$1,444,355.05	\$875,241.85	\$335,592.00	\$833,941.26	\$974,711.84	\$957,663.38	\$840,150.00	\$1,479,448.37	\$324,145.76	\$1,462,196.13	\$10,586,998.31	\$0.00
310000 Servicios básicos	\$9,720,867.38	\$560,301.00	\$442,551.67	\$1,330,961.90	\$809,893.01	\$206,059.00	\$805,140.11	\$853,620.59	\$785,077.64	\$824,150.00	\$1,429,670.85	\$231,675.48	\$1,439,866.13	\$9,720,867.38	\$0.00
311001 Servicio de Energía Eléctrica	\$9,720,867.38	\$560,301.00	\$442,551.67	\$1,330,961.90	\$809,893.01	\$206,059.00	\$805,140.11	\$853,620.59	\$785,077.64	\$824,150.00	\$1,429,670.85	\$231,675.48	\$1,439,866.13	\$9,720,867.38	\$0.00
350000 Servicios de instalación, reparación, mant	\$866,130.93	\$0.00	\$57,500.00	\$113,393.15	\$65,348.84	\$129,533.00	\$27,801.15	\$121,091.25	\$171,785.74	\$16,000.00	\$46,877.52	\$92,470.28	\$22,330.00	\$866,130.93	\$0.00
355000 Reparación y mantenimiento de equipo de t	\$866,130.93	\$0.00	\$57,500.00	\$113,393.15	\$65,348.84	\$129,533.00	\$27,801.15	\$121,091.25	\$171,785.74	\$16,000.00	\$46,877.52	\$92,470.28	\$22,330.00	\$866,130.93	\$0.00
355001 Mantenimiento de Vehículos	\$866,130.93	\$0.00	\$57,500.00	\$113,393.15	\$65,348.84	\$129,533.00	\$27,801.15	\$121,091.25	\$171,785.74	\$16,000.00	\$46,877.52	\$92,470.28	\$22,330.00	\$866,130.93	\$0.00
400000 TRANSFERENCIAS, ASIGNACIONES	\$1,315,504.21	\$42,921.55	\$27,770.40	\$0.00	\$215,973.44	\$0.00	\$71,258.14	\$16,270.50	\$278,677.79	\$153,532.13	\$167,949.97	\$174,935.13	\$166,215.16	\$1,315,504.21	\$0.00
440000 Ayudas sociales	\$1,315,504.21	\$42,921.55	\$27,770.40	\$0.00	\$215,973.44	\$0.00	\$71,258.14	\$16,270.50	\$278,677.79	\$153,532.13	\$167,949.97	\$174,935.13	\$166,215.16	\$1,315,504.21	\$0.00
441000 Ayudas sociales a personas	\$700,358.30	\$42,921.55	\$0.00	\$0.00	\$46,897.54	\$0.00	\$71,258.14	\$16,270.50	\$69,520.15	\$137,252.13	\$50,300.00	\$97,733.13	\$166,215.16	\$700,358.30	\$0.00
441001 Ayudas sociales a personas	\$700,358.30	\$42,921.55	\$0.00	\$0.00	\$46,897.54	\$0.00	\$71,258.14	\$16,270.50	\$69,520.15	\$137,252.13	\$50,300.00	\$97,733.13	\$166,215.16	\$700,358.30	\$0.00
445000 Ayudas sociales a instituciones sin fines de	\$615,145.91	\$0.00	\$27,770.40	\$0.00	\$167,085.90	\$0.00	\$0.00	\$0.00	\$209,157.64	\$16,286.00	\$117,649.97	\$77,202.00	\$0.00	\$615,145.91	\$0.00
445003 Apoyo a Comunidades	\$615,145.91	\$0.00	\$27,770.40	\$0.00	\$167,085.90	\$0.00	\$0.00	\$0.00	\$209,157.64	\$16,286.00	\$117,649.97	\$77,202.00	\$0.00	\$615,145.91	\$0.00
<b>FORTAMUN DF</b>	<b>\$28,437,201.44</b>	<b>\$1,224,929.51</b>	<b>\$1,576,342.88</b>	<b>\$2,458,195.64</b>	<b>\$2,034,222.12</b>	<b>\$1,917,186.89</b>	<b>\$2,311,206.32</b>	<b>\$2,024,693.08</b>	<b>\$2,295,288.38</b>	<b>\$3,248,644.09</b>	<b>\$2,761,045.24</b>	<b>\$1,639,154.09</b>	<b>\$4,315,090.40</b>	<b>\$28,437,201.44</b>	<b>\$0.00</b>

**2003 OTROS**

100000 SERVICIOS PERSONALES	\$154,000.00	\$0.00	\$0.00	\$0.00	\$0.00	\$0.00	\$0.00	\$0.00	\$61,600.00	\$30,800.00	\$30,800.00	\$30,800.00	\$0.00	\$154,000.00	\$0.00
150000 Otras prestaciones sociales y económicas	\$154,000.00	\$0.00	\$0.00	\$0.00	\$0.00	\$0.00	\$0.00	\$0.00	\$61,600.00	\$30,800.00	\$30,800.00	\$30,800.00	\$0.00	\$154,000.00	\$0.00
155000 Apoyos a la capacitación de los servidores )	\$154,000.00	\$0.00	\$0.00	\$0.00	\$0.00	\$0.00	\$0.00	\$0.00	\$61,600.00	\$30,800.00	\$30,800.00	\$30,800.00	\$0.00	\$154,000.00	\$0.00
155001 Apoyos a la capacitación de los servidores )	\$154,000.00	\$0.00	\$0.00	\$0.00	\$0.00	\$0.00	\$0.00	\$0.00	\$61,600.00	\$30,800.00	\$30,800.00	\$30,800.00	\$0.00	\$154,000.00	\$0.00
200000 MATERIALES Y SUMINISTROS	\$14,000.00	\$0.00	\$0.00	\$0.00	\$0.00	\$0.00	\$0.00	\$0.00	\$0.00	\$0.00	\$3,600.00	\$10,400.00	\$0.00	\$14,000.00	\$0.00
210000 Materiales de administración, emisión de	\$10,400.00	\$0.00	\$0.00	\$0.00	\$0.00	\$0.00	\$0.00	\$0.00	\$0.00	\$0.00	\$0.00	\$10,400.00	\$0.00	\$10,400.00	\$0.00
211000 Materiales, útiles y equipos menores de ofic	\$6,500.00	\$0.00	\$0.00	\$0.00	\$0.00	\$0.00	\$0.00	\$0.00	\$0.00	\$0.00	\$0.00	\$6,500.00	\$0.00	\$6,500.00	\$0.00
211002 Gastos de Oficina	\$6,500.00	\$0.00	\$0.00	\$0.00	\$0.00	\$0.00	\$0.00	\$0.00	\$0.00	\$0.00	\$0.00	\$6,500.00	\$0.00	\$6,500.00	\$0.00
212000 Materiales y útiles de impresión y reproduc	\$2,400.00	\$0.00	\$0.00	\$0.00	\$0.00	\$0.00	\$0.00	\$0.00	\$0.00	\$0.00	\$0.00	\$2,400.00	\$0.00	\$2,400.00	\$0.00
212001 Materiales y Útiles de Impresión	\$2,400.00	\$0.00	\$0.00	\$0.00	\$0.00	\$0.00	\$0.00	\$0.00	\$0.00	\$0.00	\$0.00	\$2,400.00	\$0.00	\$2,400.00	\$0.00
216000 Material de limpieza	\$1,500.00	\$0.00	\$0.00	\$0.00	\$0.00	\$0.00	\$0.00	\$0.00	\$0.00	\$0.00	\$0.00	\$1,500.00	\$0.00	\$1,500.00	\$0.00
216001 Material de Limpieza	\$1,500.00	\$0.00	\$0.00	\$0.00	\$0.00	\$0.00	\$0.00	\$0.00	\$0.00	\$0.00	\$0.00	\$1,500.00	\$0.00	\$1,500.00	\$0.00
260000 Combustibles, lubricantes y aditivos	\$3,600.00	\$0.00	\$0.00	\$0.00	\$0.00	\$0.00	\$0.00	\$0.00	\$0.00	\$0.00	\$0.00	\$0.00	\$0.00	\$3,600.00	\$0.00
261000 Combustibles, lubricantes y aditivos	\$3,600.00	\$0.00	\$0.00	\$0.00	\$0.00	\$0.00	\$0.00	\$0.00	\$0.00	\$0.00	\$0.00	\$0.00	\$0.00	\$3,600.00	\$0.00
261001 Combustibles y Lubricantes vehículos y equ	\$3,600.00	\$0.00	\$0.00	\$0.00	\$0.00	\$0.00	\$0.00	\$0.00	\$0.00	\$0.00	\$0.00	\$0.00	\$0.00	\$3,600.00	\$0.00
500000 BIENES MUEBLES, INMUEBLES E IN	\$32,000.00	\$0.00	\$0.00	\$0.00	\$0.00	\$0.00	\$0.00	\$0.00	\$0.00	\$0.00	\$30,393.99	\$1,606.01	\$0.00	\$32,000.00	\$0.00
510000 Mobiliario y equipo de administración	\$32,000.00	\$0.00	\$0.00	\$0.00	\$0.00	\$0.00	\$0.00	\$0.00	\$0.00	\$0.00	\$30,393.99	\$1,606.01	\$0.00	\$32,000.00	\$0.00
511000 Muebles de oficina y estantería	\$7,202.01	\$0.00	\$0.00	\$0.00	\$0.00	\$0.00	\$0.00	\$0.00	\$0.00	\$0.00	\$5,596.00	\$1,606.01	\$0.00	\$7,202.01	\$0.00
511001 Muebles de oficina y estantería	\$7,202.01	\$0.00	\$0.00	\$0.00	\$0.00	\$0.00	\$0.00	\$0.00	\$0.00	\$0.00	\$5,596.00	\$1,606.01	\$0.00	\$7,202.01	\$0.00

"Bajo protesta de decir verdad declaramos que las cifras contenidas en este estado financiero son veraces y contienen toda la información referente a la situación y/o los resultados del Municipio de Tecozautla, afirmando ser legalmente responsables de la autenticidad y veracidad de las mismas, y así mismo asumimos la responsabilidad derivada de cualquier declaración en falso sobre las mismas."





Utr. SUPERVISOR  
 Rep: rptMunicipalPresupuestoEgresos\_FF

**Municipio de Tecozautla**  
**Estado de Hidalgo**

**Analitico Mensual de Egresos Pagados por Fuente de Financiamiento al 31/dic./2022**  
 (Cifras en pesos y centavos)

Fecha y hora de Impresión: 14/mar./2023 10:19 a. m.

Objeto del Gasto	Presupuesto Vigente	Ene	Feb	Mar	Abr	May	Jun	Jul	Ago	Sep	Oct	Nov	Dic	Total	Diferencia (Vigente - Total)
515000 Equipo de cómputo y de tecnología de la int	\$24,797.99	\$0.00	\$0.00	\$0.00	\$0.00	\$0.00	\$0.00	\$0.00	\$0.00	\$0.00	\$24,797.99	\$0.00	\$0.00	\$24,797.99	\$0.00
515001 Bienes informáticos	\$24,797.99	\$0.00	\$0.00	\$0.00	\$0.00	\$0.00	\$0.00	\$0.00	\$0.00	\$0.00	\$24,797.99	\$0.00	\$0.00	\$24,797.99	\$0.00
<b>OTROS</b>	<b>\$200,000.00</b>	<b>\$0.00</b>	<b>\$0.00</b>	<b>\$0.00</b>	<b>\$0.00</b>	<b>\$0.00</b>	<b>\$0.00</b>	<b>\$0.00</b>	<b>\$61,600.00</b>	<b>\$30,800.00</b>	<b>\$64,793.99</b>	<b>\$42,806.01</b>	<b>\$0.00</b>	<b>\$200,000.00</b>	<b>\$0.00</b>

**Total Final** \$147,392,937.66 \$4,775,876.17 \$9,932,150.78 \$9,260,797.90 \$8,884,161.41 \$9,658,102.67 \$10,179,022... \$12,105,7455... \$14,585,078... \$12,318,831... \$9,843,851.72 \$35,663,116... \$147,075,363.65 \$316,584.01

*[Signature]*  
 LIC. JOEL ELIAS PASO  
 PRESIDENTE MUNICIPAL  
 C. MARIA ZORZA TREJO TREJO  
 SINDICO MUNICIPAL

*[Signature]*  
 LIC. KATIA MEJIA MEJIA  
 TESORERO MUNICIPAL

"Bajo protesta de decir verdad declaramos que las cifras contenidas en este estado financiero son veraces y contienen toda la información referente a la situación y/o los resultados del Municipio de Tecozautla, afirmando ser legalmente responsables de la autenticidad y veracidad de las mismas, y así mismo asumimos la responsabilidad derivada de cualquier declaración en falso sobre las mismas".