

Municipio de Tecozautla
Estado de Hidalgo
Estado Analítico Mensual de Ingresos
Al 31/dic./2022

Fecha y hora de Impresión: 14/mar./2023 10:14 a. m.

Rubro de Ingreso	Presupuesto Vigente	Ene	Feb	Mar	Abr	May	Jun	Jul	Ago	Sep	Oct	Nov	Dic	Total (Vigente - Total)	Diferencia
11 Impuestos sobre los ingresos	\$0.00	\$0.00	\$0.00	\$0.00	\$0.00	\$0.00	\$0.00	\$0.00	\$0.00	\$0.00	\$0.00	\$0.00	\$0.00	\$0.00	\$265,000.00
11-02 Impuestos sobre juegos permitidos	\$1,000.00	\$0.00	\$0.00	\$0.00	\$0.00	\$0.00	\$0.00	\$0.00	\$0.00	\$0.00	\$0.00	\$0.00	\$0.00	\$0.00	\$1,000.00
11-03 Impuesto a comercios ambulantes	\$264,000.00	\$0.00	\$0.00	\$0.00	\$0.00	\$0.00	\$0.00	\$0.00	\$0.00	\$0.00	\$0.00	\$0.00	\$0.00	\$0.00	\$264,000.00
12 Impuestos sobre el patrimonio	\$7,910,842.49	\$1,618,050.72	\$1,093,819.46	\$452,755.54	\$314,399.10	\$127,545.17	\$131,340.33	\$100,395.56	\$199,820.85	\$107,881.87	\$197,870.27	\$98,853.50	\$179,644.20	\$4,692,376.57	\$3,288,465.92
12-1 IMPUESTO PREDIAL	\$7,114,457.04	\$1,611,890.72	\$1,049,386.16	\$393,215.76	\$84,790.99	\$74,745.83	\$84,145.06	\$46,521.28	\$126,890.96	\$42,927.18	\$44,115.76	\$69,573.72	\$82,842.56	\$3,825,991.12	\$3,288,465.92
12-1-1 IP urbano	\$3,000,000.00	\$1,287,081.61	\$869,508.69	\$288,643.29	\$95,989.58	\$43,893.54	\$43,145.06	\$21,300.86	\$75,300.86	\$16,134.50	\$12,758.83	\$27,069.23	\$50,158.90	\$2,665,194.37	\$334,805.63
12-1-2 IP rustico	\$2,514,457.04	\$1,005,604.38	\$805,239.64	\$240,876.90	\$112,473.42	\$43,047.28	\$51,130.92	\$32,565.59	\$75,995.86	\$28,554.10	\$34,922.76	\$43,265.96	\$39,780.23	\$2,514,457.04	\$0.00
12-1-3 IP ejidal	\$1,000,000.00	\$13,563.40	\$8,590.67	\$4,492.89	\$0.00	\$0.00	\$642.83	\$0.00	\$2,990.15	\$0.00	\$0.00	\$0.00	\$0.00	\$30,269.94	\$969,730.06
12-1-4 Descuentos INAPAM	\$300,000.00	-\$396,851.30	-\$248,251.08	-\$85,765.94	-\$24,198.52	-\$12,184.99	-\$10,127.82	-\$10,211.46	-\$13,338.18	-\$1,589.39	-\$3,665.83	-\$10,761.47	-\$6,691.58	-\$813,537.56	\$1,113,537.56
12-1-5 Descuentos Premio Pago	\$300,000.00	-\$308,507.37	-\$205,691.76	-\$55,031.38	\$0.00	\$0.00	\$0.00	-\$527.41	-\$57.73	-\$172.03	\$0.00	\$0.00	-\$404.99	-\$570,392.67	\$870,392.67
12-2 Traslado de dominio	\$796,385.45	\$6,160.00	\$44,433.30	\$59,639.78	\$129,135.62	\$52,799.34	\$46,549.34	\$30,047.56	\$72,929.89	\$64,954.69	\$153,754.51	\$39,278.78	\$96,801.64	\$796,385.45	\$0.00
41 Derechos por el uso, goce, aprovecha	\$6,720,432.06	\$35,620.00	\$197,773.84	\$168,007.84	\$216,980.33	\$28,725.00	\$176,085.76	\$136,235.85	\$200,947.27	\$139,515.03	\$284,603.00	\$49,335.00	\$259,053.14	\$1,892,892.06	\$4,827,500.00
41-01 Derecho de alumbrado público	\$1,397,405.98	\$0.00	\$132,203.76	\$113,787.84	\$179,948.33	\$107,947.85	\$123,470.76	\$107,947.85	\$146,342.27	\$105,927.03	\$252,710.00	\$0.00	\$235,068.14	\$1,397,405.98	\$0.00
41-02 Uso de rastro, guarda y manzana de	\$359,990.00	\$14,530.00	\$47,700.00	\$37,400.00	\$27,400.00	\$16,200.00	\$44,860.00	\$22,640.00	\$39,370.00	\$22,540.00	\$22,160.00	\$39,920.00	\$21,810.00	\$359,990.00	\$0.00
41-03 Servicio y uso de panteones	\$136,486.08	\$21,090.00	\$17,870.08	\$16,820.00	\$9,202.00	\$10,525.00	\$7,725.00	\$5,648.00	\$15,235.00	\$11,048.00	\$9,733.00	\$6,415.00	\$2,175.00	\$136,486.08	\$0.00
41-04 Servicio de limpieza	\$1,000.00	\$0.00	\$0.00	\$0.00	\$0.00	\$0.00	\$0.00	\$0.00	\$0.00	\$0.00	\$0.00	\$0.00	\$0.00	\$0.00	\$1,000.00
41-05 Derechos por Servicio de agua pota	\$4,826,550.00	\$0.00	\$0.00	\$0.00	\$0.00	\$0.00	\$0.00	\$0.00	\$0.00	\$0.00	\$0.00	\$0.00	\$0.00	\$0.00	\$4,826,550.00
43 Derechos por prestación de servicios	\$2,420,696.42	\$101,095.00	\$235,549.08	\$209,664.30	\$89,752.00	\$117,085.00	\$147,420.30	\$85,440.00	\$157,540.56	\$307,790.00	\$80,865.00	\$116,679.18	\$60,835.00	\$1,709,696.42	\$711,000.00
43-01 Registro del estado familiar	\$639,112.00	\$62,125.00	\$93,075.00	\$83,185.00	\$41,162.00	\$69,395.00	\$69,210.00	\$68,090.00	\$113,715.00	\$62,695.00	\$54,410.00	\$66,280.00	\$55,770.00	\$839,112.00	\$0.00
43-02 Certificaciones, Leg y copias certifi	\$870,594.42	\$38,951.00	\$142,474.08	\$126,479.30	\$48,590.00	\$47,690.00	\$78,210.30	\$17,350.00	\$43,825.56	\$245,085.00	\$26,455.00	\$50,399.18	\$5,065.00	\$870,594.42	\$0.00
43-03 Placas de funcionamiento de estabi	\$260,000.00	\$0.00	\$0.00	\$0.00	\$0.00	\$0.00	\$0.00	\$0.00	\$0.00	\$0.00	\$0.00	\$0.00	\$0.00	\$0.00	\$260,000.00
43-04 Expedición de lic de bebidas alcoh	\$240,000.00	\$0.00	\$0.00	\$0.00	\$0.00	\$0.00	\$0.00	\$0.00	\$0.00	\$0.00	\$0.00	\$0.00	\$0.00	\$0.00	\$240,000.00
43-05 Permisos de colocación de anuncio	\$1,000.00	\$0.00	\$0.00	\$0.00	\$0.00	\$0.00	\$0.00	\$0.00	\$0.00	\$0.00	\$0.00	\$0.00	\$0.00	\$0.00	\$1,000.00
43-06 Permisos para estacionamientos y l	\$200,000.00	\$0.00	\$0.00	\$0.00	\$0.00	\$0.00	\$0.00	\$0.00	\$0.00	\$0.00	\$0.00	\$0.00	\$0.00	\$0.00	\$200,000.00
43-07 Derechos prestados en materia de i	\$1,726,299.57	\$34,864.00	\$74,141.24	\$134,996.18	\$84,400.01	\$107,675.14	\$110,274.74	\$135,798.81	\$106,253.11	\$102,801.57	\$167,142.09	\$102,208.88	\$181,658.92	\$1,352,314.69	\$373,984.88
44 Otros Derechos	\$210,000.00	\$0.00	\$0.00	\$0.00	\$0.00	\$0.00	\$0.00	\$0.00	\$0.00	\$0.00	\$0.00	\$0.00	\$0.00	\$0.00	\$210,000.00
44-01 Derechos alineamiento delinde y nc	\$1,003,299.57	\$30,950.00	\$53,012.00	\$81,865.00	\$87,147.01	\$103,411.14	\$99,055.74	\$84,095.00	\$97,435.00	\$83,774.18	\$130,087.50	\$70,040.00	\$93,687.30	\$1,003,299.57	\$0.00
44-02 Derechos por exp. de avalúes catas	\$175,000.00	\$3,862.00	\$6,264.00	\$2,797.00	\$7,253.00	\$4,065.00	\$9,361.00	\$47,564.00	\$2,200.00	\$2,034.00	\$297.00	\$1,657.86	\$1,545.00	\$101,879.88	\$73,120.12
44-03 Derechos por lic. constr. reconstr. ar	\$1,000.00	\$0.00	\$0.00	\$0.00	\$0.00	\$0.00	\$0.00	\$0.00	\$0.00	\$0.00	\$0.00	\$0.00	\$0.00	\$0.00	\$1,000.00
44-04 Derechos por peritos en obra públ	\$10,000.00	\$0.00	\$0.00	\$0.00	\$0.00	\$0.00	\$0.00	\$0.00	\$0.00	\$0.00	\$0.00	\$0.00	\$0.00	\$0.00	\$10,000.00
44-05 Derechos por la participación en co	\$300,000.00	\$162.00	\$14,865.24	\$50,334.18	\$0.00	\$199.00	\$2,858.00	\$4,139.81	\$6,618.11	\$17,253.39	\$36,757.59	\$17,531.00	\$96,426.92	\$247,135.24	\$2,864.76
44-06 Derechos por supervisión de obra	\$25,000.00	\$0.00	\$0.00	\$0.00	\$0.00	\$0.00	\$0.00	\$0.00	\$0.00	\$0.00	\$0.00	\$0.00	\$0.00	\$0.00	\$25,000.00
44-08 Por servicios relacionados con el p	\$2,000.00	\$0.00	\$0.00	\$0.00	\$0.00	\$0.00	\$0.00	\$0.00	\$0.00	\$0.00	\$0.00	\$0.00	\$0.00	\$0.00	\$2,000.00
44-10 Por exp de dictamen de impacto env	\$3,380,142.91	\$6,900.00	\$0.00	\$0.00	\$0.00	\$87,610.00	\$381,293.10	\$694,160.00	\$1,475,040.00	\$128,736.21	\$109,085.00	\$122,077.20	\$166,239.60	\$3,376,142.91	\$12,000.00
51 Productos	\$0.00	\$0.00	\$0.00	\$0.00	\$0.00	\$0.00	\$0.00	\$0.00	\$0.00	\$0.00	\$0.00	\$0.00	\$0.00	\$0.00	\$0.00

"Bajo protesta de decir verdad declaramos que las cifras contenidas en este estado financiero son veraces y contienen toda la información referente a la situación y/o los resultados del Municipio de Tecozautla, afirmando ser legalmente responsables de la autenticidad y veracidad de las mismas, y así mismo asumimos la responsabilidad derivada de cualquier declaración en falso sobre las mismas."

Municipio de Tecozautla
Estado de Hidalgo
Estado Analítico Mensual de Ingresos
Al 31/dic./2022



Unr SUPERVISOR
 Rep: rptAnaliticoPresupuestosIngresos

Fecha y hora de Impresión 14/mar./2023 10:14 a. m.

Rubro de Ingreso	Presupuesto Vigente	Ene	Feb	Mar	Abr	May	Jun	Jul	Ago	Sep	Oct	Nov	Dic	Total	Diferencia (Vigente - Total)
51-01	1,444,347.00	86,000.00	32,655.00	35,320.00	31,810.00	31,760.00	29,966,620.00	66,296,660.00	167,540.00	33,920.00	30,835.00	79,486.00	66,931.00	1,444,347.00	\$0.00
51-02	10,000.00	\$0.00	\$0.00	\$0.00	\$0.00	\$0.00	\$0.00	\$0.00	\$0.00	\$0.00	\$0.00	\$0.00	\$0.00	\$0.00	\$10,000.00
51-03	2,000.00	\$0.00	\$0.00	\$0.00	\$0.00	\$0.00	\$0.00	\$0.00	\$0.00	\$0.00	\$0.00	\$0.00	\$0.00	\$0.00	\$2,000.00
51-04	1,933,795.91	\$0.00	10,125.00	8,400.00	77,797.80	55,850.00	84,673.10	64,500.00	1,307,500.00	89,816.21	78,250.00	662,581.20	869,902.60	1,933,795.91	\$0.00
61	2,340,754.19	284,043.53	338,065.72	325,228.09	134,231.98	104,450.19	113,343.46	189,228.55	3,307,378.64	869,716.42	1,011,690.64	1,311,555.51	2,220,822.46	2,340,754.19	\$0.00
61-02	891,635.79	33,575.09	13,248.00	27,216.20	16,067.00	7,100.00	10,570.00	6,815.00	33,525.00	4,000.00	10,129.50	17,890.00	1,500.00	891,635.79	\$0.00
61-02-01	891,635.79	33,575.09	13,248.00	27,216.20	16,067.00	7,100.00	10,570.00	6,815.00	33,525.00	4,000.00	10,129.50	17,890.00	1,500.00	891,635.79	\$0.00
61-09	2,249,118.40	290,468.44	324,817.72	328,011.89	118,164.98	97,350.19	102,773.46	182,411.55	3,038,854.64	865,716.42	91,561.14	1,233,665.51	2,219,322.46	2,249,118.40	\$0.00
61-09-01	80,000.00	\$0.00	\$0.00	\$0.00	\$0.00	\$0.00	\$0.00	\$0.00	\$0.00	\$0.00	\$0.00	\$0.00	\$0.00	\$0.00	\$80,000.00
61-09-02	1,617,704.11	235,715.10	285,759.28	162,312.84	62,672.98	52,302.19	60,499.76	122,141.55	2,666,762.70	336,545.42	28,741.87	1,117,177.77	1,778,082.65	1,617,704.11	\$0.00
61-09-03	550,414.29	54,753.34	39,058.44	95,699.05	55,492.00	35,048.00	42,273.70	60,270.00	37,101.94	49,171.00	62,819.27	66,487.74	442,239.81	550,414.29	\$0.00
61-09-05	1,000.00	\$0.00	\$0.00	\$0.00	\$0.00	\$0.00	\$0.00	\$0.00	\$0.00	\$0.00	\$0.00	\$0.00	\$0.00	\$0.00	\$1,000.00
81	72,321,552.30	59,908,049.61	66,802,967.87	84,546,496.16	8,207,950.48	5,619,330.89	53,978,465.22	54,477,268.28	44,978,178.84	4,725,787.52	4,483,073.55	5,021,854.77	10,620,736.99	70,370,160.16	\$1,951,392.14
81-01	44,817,264.59	33,853,730.95	4,769,590.70	2,856,805.18	5,504,666.32	3,816,877.01	2,469,406.93	3,042,874.72	3,121,322.91	2,890,925.37	2,542,784.81	3,149,713.92	6,818,564.77	44,817,264.59	\$0.00
81-02	509,956.26	40,441.82	48,734.57	35,740.93	332,682.27	44,010.53	30,220.63	47,808.54	41,413.06	43,363.78	48,844.33	43,006.54	54,709.56	508,956.26	\$0.00
81-03	920,859.00	52,845.98	113,986.03	49,911.77	49,005.15	563,336.26	62,728.14	57,869.00	61,146.51	50,517.74	70,644.98	50,452.19	64,698.23	920,859.00	\$0.00
81-04	1,432,254.00	373,336.33	593,715.85	78,183.68	75,251.45	\$0.00	13,096.36	85,229.46	1,102,989.44	109,557.64	100,412.66	96,123.46	118,685.53	1,432,254.00	\$0.00
81-05	17,740,196.74	1,330,053.41	1,489,290.65	1,150,655.68	1,673,201.34	1,359,410.04	1,283,410.13	1,233,163.95	1,248,338.02	1,204,851.49	1,083,224.78	1,261,707.07	3,402,800.18	17,740,196.74	\$0.00
81-06	1,732,963.79	182,558.80	65,204.91	65,200.20	337,722.75	64,912.99	403,595.60	65,200.20	65,200.20	65,200.20	287,564.74	65,200.20	66,403.00	1,732,963.79	\$0.00
81-07	931,532.91	121,405.56	69,687.68	59,515.99	61,154.91	\$0.00	32,122.97	62,737.63	84,144.46	83,994.65	91,354.10	80,591.80	80,088.01	931,532.91	\$0.00
81-08	1,304,899.65	\$0.00	93,950.78	\$0.00	\$0.00	\$0.00	\$0.00	\$0.00	\$0.00	\$0.00	\$0.00	\$0.00	\$3,721.00	1,304,899.65	\$0.00
81-09	77,344.80	6,444.05	6,444.05	6,444.05	6,444.05	6,444.05	6,444.05	6,444.05	6,444.05	6,444.05	6,444.05	6,444.05	6,444.05	77,344.80	\$0.00
81-10	2,855,290.56	2,247,232.89	54,362.64	264,037.68	467,842.21	264,340.01	5,895.81	517,555.33	247,180.19	260,932.60	261,739.40	258,605.54	55,506.46	2,855,290.56	\$0.00
82	60,984,612.48	56,018,020.03	5,647,392.81	5,624,506.41	5,624,506.41	5,624,506.41	5,624,506.41	5,624,506.41	5,624,506.41	5,624,506.41	5,624,506.41	5,624,506.41	5,624,506.41	60,984,612.48	\$0.00
82-1	32,547,323.00	33,254,732.29	3,254,732.29	3,254,732.29	3,254,732.29	3,254,732.29	3,254,732.29	3,254,732.29	3,254,732.29	3,254,732.29	3,254,732.29	3,254,732.29	3,254,732.29	32,547,323.00	\$0.00
82-2	28,437,289.48	23,346,887.74	2,389,660.52	2,369,774.12	2,369,774.12	2,369,774.12	2,369,774.12	2,369,774.12	2,369,774.12	2,369,774.12	2,369,774.12	2,369,774.12	2,369,774.12	28,437,289.48	\$0.00
83	200,000.00	\$0.00	\$0.00	\$0.00	\$0.00	\$0.00	200,000.00	\$0.00	\$0.00	\$0.00	\$0.00	\$0.00	\$0.00	200,000.00	\$0.00
83-2022	200,000.00	\$0.00	\$0.00	\$0.00	\$0.00	\$0.00	200,000.00	\$0.00	\$0.00	\$0.00	\$0.00	\$0.00	\$0.00	200,000.00	\$0.00
83-2022-0000	200,000.00	\$0.00	\$0.00	\$0.00	\$0.00	\$0.00	200,000.00	\$0.00	\$0.00	\$0.00	\$0.00	\$0.00	\$0.00	200,000.00	\$0.00
84	1,317,491.43	1,125,554.41	163,250.06	98,635.94	47,545.77	40,291.87	41,596.29	3,078.03	-1,253.56	25,832.12	23,330.30	38,489.29	21,15.21	1,317,491.43	\$0.00
84-01	1,017,491.43	1,125,554.41	163,250.06	98,635.94	47,545.77	40,291.87	41,596.29	3,078.03	-1,253.56	25,832.12	23,330.30	38,489.29	21,15.21	1,017,491.43	\$0.00
84-02	300,000.00	\$0.00	-392.29	2,643.11	44,078.92	40,291.87	41,596.29	88,765.70	184,352.45	26,601.88	23,330.30	38,489.29	1,017,491.43	300,000.00	\$0.00
Total	189,597,823.86	13,712,863.30	14,595,640.86	11,515,210.46	14,939,373.86	11,457,812.67	10,900,335.91	12,446,084.49	13,048,413.12	11,282,557.15	11,072,166.30	10,960,621.45	14,050,873.67	147,335,677.02	12,262,248.84




Bajo protesta de decir verdad declaramos que las cifras contenidas en este estado financiero son veraces y contienen toda la información referente a la situación y/o los resultados del Municipio de Tecozautla, afirmando ser legalmente responsables de la autenticidad y veracidad de las mismas, y así mismo asumimos la responsabilidad derivada de cualquier declaración en falso sobre las mismas.



Usr: SUPERVISOR
Rep: rptAnaliticoPresupuestoIngresos

Municipio de Tecozautla
Estado de Hidalgo
Estado Analítico Mensual de Ingresos
Al 31/dic./2022

Fecha y hora de Impresión | 14/mar./2023
10:14 a. m.

Rubro de Ingreso	Presupuesto Vigente	Ene	Feb	Mar	Abr	May	Jun	Jul	Ago	Sep	Oct	Nov	Dic	Total (Vigente - Total)	Diferencia
	 LIC. JOEL ELIAS PASO PRESIDENTE MUNICIPAL								 LIC. KATIA MEJÍA MEJÍA TESORERO MUNICIPAL						
	 C. MARIA EJOISA TREJO TREJO SINDICO MUNICIPAL														

"Bajo protesta de decir verdad declaramos que las cifras contenidas en este estado financiero son veraces y contienen toda la información referente a la situación y/o los resultados del Municipio de Tecozautla, afirmando ser legalmente responsables de la autenticidad y veracidad de las mismas, y así mismo asumimos la responsabilidad derivada de cualquier declaración en falso sobre las mismas".