



Estado de Hidalgo

Analfico Mensual de Egresos Pagados por Fuente de Financiamiento al 30/sep./2023

(Cifras en pesos y centavos)

Fecha y hora de Impresión

Table with columns: Objeto del Gasto, Presupuesto Vigente, Ene, Feb, Mar, Abr, May, Jun, Jul, Ago, Sep, Oct, Nov, Dic, Total, Diferencia (Vigente - Total). Rows include categories like SERVICIOS PERSONALES, MATERIALES Y SUMINISTROS, and SERVICIOS GENERALES.



Handwritten signature in blue ink over the stamp.



Handwritten signature in blue ink over the stamp.



Utr: SUPERVISOR  
Rep: rptAnaliticoPresupuestoEgresos\_FF

**Analitico Mensual de Egresos Pagados por Fuente de Financiamiento al 30/sep./2023**  
(Cifras en pesos y centavos)

Fecha y hora de Impresión | 05/oct./2023 | 05:05 p. m.

Objeto del Gasto	Presupuesto Vigente	Ene	Feb	Mar	Abr	May	Jun	Jul	Ago	Sep	Oct	Nov	Dic	Total	Diferencia (Vigente - Total)
314001 Servicio Telefónico Tradicional	\$50,000.00	\$0.00	\$0.00	\$0.00	\$0.00	\$16,997.00	\$0.00	\$0.00	\$0.00	\$0.00	\$0.00	\$0.00	\$0.00	\$16,997.00	\$33,003.00
317000 Servicios de acceso de Internet, redes y pr	\$60,000.00	\$60,088.00	\$6,200.00	\$0.00	\$1,478.99	\$0.00	\$0.00	\$8,600.00	\$0.00	\$0.00	\$0.00	\$0.00	\$0.00	\$76,366.99	-\$16,366.99
317001 Servicios de Conducción de Señales Anál	\$60,000.00	\$60,088.00	\$6,200.00	\$0.00	\$1,478.99	\$0.00	\$0.00	\$8,600.00	\$0.00	\$0.00	\$0.00	\$0.00	\$0.00	\$76,366.99	-\$16,366.99
330000 Servicios profesionales, científicos, técni	\$350,000.00	\$78,893.00	\$67,605.50	\$24,070.00	\$26,100.00	\$28,687.50	\$78,999.98	\$29,687.50	\$161,463.60	\$0.00	\$0.00	\$0.00	\$0.00	\$484,497.08	-\$144,497.08
331000 Servicios legales, de contabilidad, auditorí	\$150,000.00	\$57,375.00	\$28,687.50	\$0.00	\$0.00	\$28,687.50	\$78,999.98	\$28,687.50	\$107,687.48	\$0.00	\$0.00	\$0.00	\$0.00	\$330,124.96	-\$180,124.96
331001 Servicios legales	\$150,000.00	\$57,375.00	\$28,687.50	\$0.00	\$0.00	\$28,687.50	\$78,999.98	\$28,687.50	\$107,687.48	\$0.00	\$0.00	\$0.00	\$0.00	\$330,124.96	-\$180,124.96
336000 Servicios de apoyo administrativo, fotocopi	\$200,000.00	\$21,518.00	\$38,918.00	\$24,070.00	\$26,100.00	\$0.00	\$0.00	\$0.00	\$53,766.12	\$0.00	\$0.00	\$0.00	\$0.00	\$164,372.12	\$35,627.88
336002 Formas valoradas	\$200,000.00	\$21,518.00	\$38,918.00	\$24,070.00	\$26,100.00	\$0.00	\$0.00	\$0.00	\$53,766.12	\$0.00	\$0.00	\$0.00	\$0.00	\$164,372.12	\$35,627.88
340000 Servicios financieros, bancarios y comer	\$230,000.00	\$1,500.00	\$0.00	\$9,800.00	\$0.00	\$0.00	\$0.00	\$4,000.00	\$0.00	\$5,000.00	\$0.00	\$0.00	\$0.00	\$20,300.00	\$209,700.00
345000 Seguro de bienes patrimoniales	\$200,000.00	\$0.00	\$0.00	\$0.00	\$0.00	\$0.00	\$0.00	\$0.00	\$0.00	\$0.00	\$0.00	\$0.00	\$0.00	\$0.00	\$200,000.00
345001 Seguros	\$200,000.00	\$0.00	\$0.00	\$0.00	\$0.00	\$0.00	\$0.00	\$0.00	\$0.00	\$0.00	\$0.00	\$0.00	\$0.00	\$0.00	\$200,000.00
347000 Fletes y maniobras	\$30,000.00	\$1,500.00	\$0.00	\$9,800.00	\$0.00	\$0.00	\$0.00	\$0.00	\$0.00	\$0.00	\$0.00	\$0.00	\$0.00	\$20,300.00	\$9,700.00
347001 Fletes y Maniobras	\$30,000.00	\$1,500.00	\$0.00	\$9,800.00	\$0.00	\$0.00	\$0.00	\$0.00	\$0.00	\$0.00	\$0.00	\$0.00	\$0.00	\$20,300.00	\$9,700.00
350000 Servicios de instalación, reparación, man	\$3,472,600.00	\$944,284.38	\$134,259.68	\$525,464.67	\$60,335.73	\$65,014.50	\$272,761.13	\$324,048.76	\$240,525.01	\$50,747.22	\$0.00	\$0.00	\$0.00	\$2,617,441.08	\$855,158.92
351000 Conservación y mantenimiento menor de i	\$250,000.00	\$61,377.20	\$3,480.00	\$109,097.67	\$16,290.04	\$50,978.50	\$34,680.00	\$30,668.19	\$189,673.00	\$32,812.71	\$0.00	\$0.00	\$0.00	\$651,057.31	-\$281,057.31
351001 Instalación, reparación y mantenimiento de	\$250,000.00	\$61,377.20	\$3,480.00	\$109,097.67	\$16,290.04	\$50,978.50	\$34,680.00	\$30,668.19	\$189,673.00	\$32,812.71	\$0.00	\$0.00	\$0.00	\$651,057.31	-\$281,057.31
353000 Mantenimiento de bienes informáticos	\$25,000.00	\$0.00	\$0.00	\$9,602.48	\$10,050.01	\$0.00	\$0.00	\$0.00	\$5,560.02	\$0.00	\$0.00	\$0.00	\$0.00	\$25,212.51	-\$212.51
353001 Mantenimiento de bienes informáticos	\$25,000.00	\$0.00	\$0.00	\$9,602.48	\$10,050.01	\$0.00	\$0.00	\$0.00	\$5,560.02	\$0.00	\$0.00	\$0.00	\$0.00	\$25,212.51	-\$212.51
355000 Reparación y mantenimiento de equipo de	\$200,000.00	\$106,403.89	\$4,988.00	\$10,658.00	\$20,550.00	\$0.00	\$0.00	\$37,761.62	\$7,359.99	\$0.00	\$0.00	\$0.00	\$0.00	\$187,721.50	\$12,278.50
355001 Mantenimiento de Vehículos	\$200,000.00	\$106,403.89	\$4,988.00	\$10,658.00	\$20,550.00	\$0.00	\$0.00	\$37,761.62	\$7,359.99	\$0.00	\$0.00	\$0.00	\$0.00	\$187,721.50	\$12,278.50
357000 Instalación, reparación y mantenimiento de	\$10,000.00	\$0.00	\$2,150.01	\$0.00	\$0.00	\$4,756.00	\$0.00	\$0.00	\$0.00	\$0.00	\$0.00	\$0.00	\$0.00	\$6,906.01	\$3,093.99
357001 Mantenimiento de Maquinaria y Equipo	\$10,000.00	\$0.00	\$2,150.01	\$0.00	\$0.00	\$4,756.00	\$0.00	\$0.00	\$0.00	\$0.00	\$0.00	\$0.00	\$0.00	\$6,906.01	\$3,093.99
358000 Servicios de limpieza y manejo de desech	\$2,917,600.00	\$764,207.29	\$123,641.67	\$384,042.52	\$2,585.68	\$0.00	\$220,449.13	\$255,618.95	\$27,144.00	\$5,378.51	\$0.00	\$0.00	\$0.00	\$1,783,047.75	\$1,134,552.25
358001 Servicio de Limpieza y manejo de desech	\$2,917,600.00	\$764,207.29	\$123,641.67	\$384,042.52	\$2,585.68	\$0.00	\$220,449.13	\$255,618.95	\$27,144.00	\$5,378.51	\$0.00	\$0.00	\$0.00	\$1,783,047.75	\$1,134,552.25
359000 Servicios de jardinería y fumigación	\$70,000.00	\$12,296.00	\$0.00	\$12,064.00	\$8,880.00	\$9,280.00	\$17,632.00	\$0.00	\$10,788.00	\$12,556.00	\$0.00	\$0.00	\$0.00	\$63,496.00	-\$13,496.00
359001 Servicios de jardinería y fumigación	\$70,000.00	\$12,296.00	\$0.00	\$12,064.00	\$8,880.00	\$9,280.00	\$17,632.00	\$0.00	\$10,788.00	\$12,556.00	\$0.00	\$0.00	\$0.00	\$63,496.00	-\$13,496.00
360000 Servicios de comunicación social y publi	\$25,000.00	\$0.00	\$0.00	\$0.00	\$0.00	\$0.00	\$0.00	\$0.00	\$0.00	\$0.00	\$0.00	\$0.00	\$0.00	\$0.00	\$25,000.00
361000 Difusión por radio, televisión y otros medio	\$25,000.00	\$0.00	\$0.00	\$0.00	\$0.00	\$0.00	\$0.00	\$0.00	\$0.00	\$0.00	\$0.00	\$0.00	\$0.00	\$0.00	\$25,000.00
361002 Impresiones y Publicaciones Oficiales	\$25,000.00	\$0.00	\$0.00	\$0.00	\$0.00	\$0.00	\$0.00	\$0.00	\$0.00	\$0.00	\$0.00	\$0.00	\$0.00	\$0.00	\$25,000.00
370000 Servicios de traslado y viáticos	\$180,000.00	\$8,376.00	\$14,725.10	\$699.16	\$22,108.98	\$1,528.00	\$9,470.00	\$16,947.02	\$20,213.07	\$6,210.11	\$0.00	\$0.00	\$0.00	\$102,277.44	\$77,722.56
375000 Viáticos en el país	\$180,000.00	\$8,376.00	\$14,725.10	\$699.16	\$22,108.98	\$1,528.00	\$9,470.00	\$16,947.02	\$20,213.07	\$6,210.11	\$0.00	\$0.00	\$0.00	\$102,277.44	\$77,722.56
375001 Viáticos en el país	\$180,000.00	\$8,376.00	\$14,725.10	\$699.16	\$22,108.98	\$1,528.00	\$9,470.00	\$16,947.02	\$20,213.07	\$6,210.11	\$0.00	\$0.00	\$0.00	\$102,277.44	\$77,722.56
380000 Servicios oficiales	\$1,000,000.00	\$302,287.51	\$46,434.00	\$43,125.00	\$6,300.00	\$95,623.79	\$86,002.55	\$702,887.07	\$1,903,502.89	\$49,895.60	\$0.00	\$0.00	\$0.00	\$3,236,038.41	-\$2,236,038.41
382000 Gastos de orden social y cultural	\$1,000,000.00	\$302,287.51	\$46,434.00	\$43,125.00	\$6,300.00	\$95,623.79	\$86,002.55	\$702,887.07	\$1,903,502.89	\$49,895.60	\$0.00	\$0.00	\$0.00	\$3,236,038.41	-\$2,236,038.41
382001 Gastos de orden social	\$1,000,000.00	\$302,287.51	\$46,434.00	\$43,125.00	\$6,300.00	\$95,623.79	\$86,002.55	\$702,887.07	\$1,903,502.89	\$49,895.60	\$0.00	\$0.00	\$0.00	\$3,236,038.41	-\$2,236,038.41
390000 Otros servicios generales	\$150,000.00	\$15,154.00	\$0.00	\$36,695.02	\$16,920.53	\$541.53	\$16,778.51	\$77,888.15	\$6,335.06	\$76,118.08	\$0.00	\$0.00	\$0.00	\$246,430.88	-\$96,430.88
392000 Impuestos y derechos	\$150,000.00	\$15,154.00	\$0.00	\$36,695.02	\$16,920.53	\$541.53	\$16,778.51	\$77,888.15	\$6,335.06	\$76,118.08	\$0.00	\$0.00	\$0.00	\$246,430.88	-\$96,430.88
392006 Pago de derechos	\$150,000.00	\$15,154.00	\$0.00	\$36,695.02	\$16,920.53	\$541.53	\$16,778.51	\$77,888.15	\$6,335.06	\$76,118.08	\$0.00	\$0.00	\$0.00	\$246,430.88	-\$96,430.88
400000 TRANSFERENCIAS, ASIGNACIONES	\$6,600,000.00	\$291,299.46	\$718,996.04	\$723,293.58	\$375,176.03	\$437,482.64	\$367,975.94	\$225,146.21	\$795,151.67	\$193,323.61	\$0.00	\$0.00	\$0.00	\$4,627,645.18	\$1,972,354.82
440000 Ayudas sociales	\$6,600,000.00	\$291,299.46	\$718,996.04	\$723,293.58	\$375,176.03	\$437,482.64	\$367,975.94	\$225,146.21	\$795,151.67	\$193,323.61	\$0.00	\$0.00	\$0.00	\$4,627,645.18	\$1,972,354.82



**Analitico Mensual de Egresos Pagados por Fuente de Financiamiento al 30/sep./2023**

Fecha y hora de Impresión: 05/oct./2023 05:05 p. m.

TECOAUTLA

Estado de Hidalgo

**Analitico Mensual de Egresos Pagados por Fuente de Financiamiento al 30/sep./2023**

(Cuentas con Movimientos)  
(Cifras en pesos y centavos)

Objeto del Gasto	Presupuesto Vigente	Ene	Feb	Mar	Abr	May	Jun	Jul	Ago	Sep	Oct	Nov	Dic	Total	Diferencia (Vigente - total)
441000 Ayudas sociales a personas	\$2,800,000.00	\$145,249.75	\$332,649.66	\$427,601.72	\$108,000.00	\$98,411.28	\$99,853.19	\$182,304.48	\$141,663.87	\$24,844.00	\$0.00	\$0.00	\$0.00	\$1,560,577.95	\$1,239,422.05
441001 Ayudas sociales a personas	\$2,800,000.00	\$145,249.75	\$332,649.66	\$427,601.72	\$108,000.00	\$98,411.28	\$99,853.19	\$182,304.48	\$141,663.87	\$24,844.00	\$0.00	\$0.00	\$0.00	\$1,560,577.95	\$1,239,422.05
445000 Ayudas sociales a instituciones sin fines de lucro	\$3,800,000.00	\$146,049.71	\$366,346.38	\$295,691.86	\$267,176.03	\$339,071.36	\$268,122.75	\$542,841.73	\$653,487.80	\$168,479.61	\$0.00	\$0.00	\$0.00	\$3,087,287.23	\$72,712.77
445001 Ayudas sociales a instituciones sin fines de lucro	\$400,000.00	\$34,368.64	\$74,082.00	\$133,410.00	\$186,476.03	\$61,866.38	\$87,000.00	\$157,851.79	\$84,207.20	\$104,053.61	\$0.00	\$0.00	\$0.00	\$603,363.65	\$-503,363.65
445003 Apoyo a Comunidades	\$3,400,000.00	\$111,663.07	\$312,254.38	\$162,281.86	\$80,700.00	\$277,184.98	\$201,122.75	\$384,989.94	\$569,280.60	\$64,426.00	\$0.00	\$0.00	\$0.00	\$2,163,903.58	\$1,236,096.42
500000 BIENES MUEBLES, INMUEBLES E IN	\$814,000.00	\$0.00	\$0.00	\$0.00	\$0.00	\$0.00	\$0.00	\$0.00	\$0.00	\$0.00	\$0.00	\$0.00	\$0.00	\$0.00	\$814,000.00
540000 Vehículos y equipo de transporte	\$664,000.00	\$0.00	\$0.00	\$0.00	\$0.00	\$0.00	\$0.00	\$0.00	\$0.00	\$0.00	\$0.00	\$0.00	\$0.00	\$0.00	\$664,000.00
541000 Vehículos y equipo terrestre	\$664,000.00	\$0.00	\$0.00	\$0.00	\$0.00	\$0.00	\$0.00	\$0.00	\$0.00	\$0.00	\$0.00	\$0.00	\$0.00	\$0.00	\$664,000.00
541001 Vehículos y Equipo Terrestre	\$664,000.00	\$0.00	\$0.00	\$0.00	\$0.00	\$0.00	\$0.00	\$0.00	\$0.00	\$0.00	\$0.00	\$0.00	\$0.00	\$0.00	\$664,000.00
560000 Maquinaria, otros equipos y herramientas	\$150,000.00	\$0.00	\$0.00	\$0.00	\$0.00	\$0.00	\$0.00	\$0.00	\$0.00	\$0.00	\$0.00	\$0.00	\$0.00	\$0.00	\$150,000.00
565000 Equipo de comunicación y telecomunicación	\$150,000.00	\$0.00	\$0.00	\$0.00	\$0.00	\$0.00	\$0.00	\$0.00	\$0.00	\$0.00	\$0.00	\$0.00	\$0.00	\$0.00	\$150,000.00
565001 Equipos y Aparatos de Comunicación y Te	\$150,000.00	\$0.00	\$0.00	\$0.00	\$0.00	\$0.00	\$0.00	\$0.00	\$0.00	\$0.00	\$0.00	\$0.00	\$0.00	\$0.00	\$150,000.00
600000 INVERSION PUBLICA	\$4,054,921.00	\$0.00	\$41,296.00	\$236,320.00	\$0.00	\$0.00	\$64,159.00	\$0.00	\$0.00	\$0.00	\$0.00	\$0.00	\$0.00	\$331,775.00	\$3,723,146.00
610000 Obra pública en bienes de dominio públic	\$4,054,921.00	\$0.00	\$41,296.00	\$236,320.00	\$0.00	\$0.00	\$64,159.00	\$0.00	\$0.00	\$0.00	\$0.00	\$0.00	\$0.00	\$331,775.00	\$3,723,146.00
614000 División de terrenos y construcción de obra	\$4,054,921.00	\$0.00	\$41,296.00	\$236,320.00	\$0.00	\$0.00	\$64,159.00	\$0.00	\$0.00	\$0.00	\$0.00	\$0.00	\$0.00	\$331,775.00	\$3,723,146.00
614001 División de terrenos y construcción de obra	\$4,054,921.00	\$0.00	\$41,296.00	\$236,320.00	\$0.00	\$0.00	\$64,159.00	\$0.00	\$0.00	\$0.00	\$0.00	\$0.00	\$0.00	\$331,775.00	\$3,723,146.00
<b>RECURSOS PROPIOS</b>	<b>\$20,407,721.00</b>	<b>\$2,448,885.10</b>	<b>\$1,633,478.99</b>	<b>\$1,965,816.71</b>	<b>\$762,772.19</b>	<b>\$1,030,474.32</b>	<b>\$2,138,974.81</b>	<b>\$3,387,665.69</b>	<b>\$695,641.77</b>	<b>\$0.00</b>	<b>\$0.00</b>	<b>\$0.00</b>	<b>\$0.00</b>	<b>\$15,081,351.42</b>	<b>\$5,340,369.58</b>
<b>1001 FONDO GENERAL DE PARTICIPACIONES (FGP)</b>	<b>\$28,004,829.00</b>	<b>\$1,957,655.00</b>	<b>\$1,996,732.00</b>	<b>\$2,016,619.00</b>	<b>\$1,994,114.00</b>	<b>\$1,991,524.00</b>	<b>\$1,957,124.00</b>	<b>\$1,972,137.00</b>	<b>\$1,976,292.00</b>	<b>\$1,987,655.00</b>	<b>\$0.00</b>	<b>\$0.00</b>	<b>\$0.00</b>	<b>\$17,830,052.00</b>	<b>\$10,174,777.00</b>
100000 SERVICIOS PERSONALES	\$23,875,000.00	\$1,964,655.00	\$1,992,732.00	\$1,977,619.00	\$1,969,264.00	\$1,964,974.00	\$1,941,374.00	\$1,964,937.00	\$1,945,192.00	\$1,967,655.00	\$0.00	\$0.00	\$0.00	\$17,688,402.00	\$6,206,598.00
110000 Remuneraciones al personal de carácter	\$6,375,000.00	\$476,810.00	\$476,810.00	\$476,810.00	\$476,810.00	\$476,810.00	\$476,810.00	\$476,810.00	\$476,810.00	\$476,810.00	\$0.00	\$0.00	\$0.00	\$3,320,440.00	\$3,054,560.00
111000 Dietas	\$6,375,000.00	\$476,810.00	\$476,810.00	\$476,810.00	\$476,810.00	\$476,810.00	\$476,810.00	\$476,810.00	\$476,810.00	\$476,810.00	\$0.00	\$0.00	\$0.00	\$3,320,440.00	\$3,054,560.00
111001 Dietas	\$6,375,000.00	\$476,810.00	\$476,810.00	\$476,810.00	\$476,810.00	\$476,810.00	\$476,810.00	\$476,810.00	\$476,810.00	\$476,810.00	\$0.00	\$0.00	\$0.00	\$3,320,440.00	\$3,054,560.00
113000 Sueldos base al personal permanente	\$17,500,000.00	\$1,954,655.00	\$1,505,922.00	\$1,500,809.00	\$1,969,264.00	\$1,488,164.00	\$1,481,794.00	\$1,488,127.00	\$1,468,382.00	\$1,490,845.00	\$0.00	\$0.00	\$0.00	\$14,347,962.00	\$3,152,038.00
113001 Sueldos	\$17,500,000.00	\$1,954,655.00	\$1,505,922.00	\$1,500,809.00	\$1,969,264.00	\$1,488,164.00	\$1,481,794.00	\$1,488,127.00	\$1,468,382.00	\$1,490,845.00	\$0.00	\$0.00	\$0.00	\$14,347,962.00	\$3,152,038.00
130000 Remuneraciones adicionales y especiales	\$4,129,829.00	\$3,000.00	\$14,000.00	\$39,200.00	\$24,850.00	\$26,560.00	\$15,750.00	\$7,200.00	\$31,100.00	\$0.00	\$0.00	\$0.00	\$0.00	\$161,650.00	\$3,968,179.00
132000 Primas de vacaciones, dominical y gratific	\$314,461.00	\$0.00	\$0.00	\$0.00	\$0.00	\$0.00	\$0.00	\$0.00	\$0.00	\$0.00	\$0.00	\$0.00	\$0.00	\$0.00	\$314,461.00
132001 Prima de Vacaciones y Dominical	\$314,461.00	\$0.00	\$0.00	\$0.00	\$0.00	\$0.00	\$0.00	\$0.00	\$0.00	\$0.00	\$0.00	\$0.00	\$0.00	\$0.00	\$314,461.00
132002 Gratificación Anual	\$3,280,000.00	\$0.00	\$0.00	\$0.00	\$0.00	\$0.00	\$0.00	\$0.00	\$0.00	\$0.00	\$0.00	\$0.00	\$0.00	\$0.00	\$3,280,000.00
133000 Horas extraordinarias	\$300,000.00	\$3,000.00	\$14,000.00	\$39,200.00	\$24,850.00	\$26,560.00	\$15,750.00	\$7,200.00	\$10,100.00	\$0.00	\$0.00	\$0.00	\$0.00	\$140,650.00	\$159,350.00
133001 Horas extras	\$300,000.00	\$3,000.00	\$14,000.00	\$39,200.00	\$24,850.00	\$26,560.00	\$15,750.00	\$7,200.00	\$10,100.00	\$0.00	\$0.00	\$0.00	\$0.00	\$140,650.00	\$159,350.00
134000 Compensaciones	\$235,368.00	\$0.00	\$0.00	\$0.00	\$0.00	\$0.00	\$0.00	\$21,000.00	\$21,000.00	\$0.00	\$0.00	\$0.00	\$0.00	\$21,000.00	\$214,368.00
134001 Compensaciones	\$235,368.00	\$0.00	\$0.00	\$0.00	\$0.00	\$0.00	\$0.00	\$21,000.00	\$21,000.00	\$0.00	\$0.00	\$0.00	\$0.00	\$21,000.00	\$214,368.00
200000 MATERIALES Y SUMINISTROS	\$3,673,870.00	\$261,174.72	\$1,089,098.17	\$524,873.99	\$552,921.02	\$956,046.61	\$264,905.77	\$689,655.22	\$99,767.80	\$55,430.00	\$0.00	\$0.00	\$0.00	\$4,373,271.30	\$-799,401.30
210000 Materiales de administración, emisión de	\$1,432,500.00	\$58,000.00	\$344,226.34	\$60,167.18	\$260,070.11	\$222,812.85	\$11,270.01	\$42,864.00	\$82,307.80	\$48,400.00	\$0.00	\$0.00	\$0.00	\$1,130,116.29	\$302,383.71
211000 Materiales, útiles y equipos menores de ofi	\$238,000.00	\$0.00	\$210,748.80	\$18,580.00	\$41,746.08	\$150,141.79	\$0.00	\$17,864.00	\$53,824.00	\$2,000.00	\$0.00	\$0.00	\$0.00	\$494,884.67	\$-256,884.67
211001 Material de Oficina	\$238,000.00	\$0.00	\$210,748.80	\$18,580.00	\$41,746.08	\$150,141.79	\$0.00	\$17,864.00	\$53,824.00	\$2,000.00	\$0.00	\$0.00	\$0.00	\$494,884.67	\$-256,884.67
212000 Materiales y útiles de impresión y reproduc	\$926,000.00	\$0.00	\$36,842.00	\$4,588.10	\$143,309.26	\$84,789.56	\$11,270.01	\$23,500.00	\$28,483.80	\$46,400.00	\$0.00	\$0.00	\$0.00	\$359,182.73	\$-333,182.73
212001 Materiales y Útiles de Impresión	\$926,000.00	\$0.00	\$36,842.00	\$4,588.10	\$143,309.26	\$84,789.56	\$11,270.01	\$23,500.00	\$28,483.80	\$46,400.00	\$0.00	\$0.00	\$0.00	\$359,182.73	\$-333,182.73





Ucr. SUPERVISOR  
Rpt: rptAnaliticoPresupuestoEgresos\_FF

**MUNICIPIO DE TEZCUALTLA**  
**Estado de Hidalgo**  
**Análisis Mensual de Egresos Pagados por Fuente de Financiamiento al 30/sep./2023**  
(Cifras en pesos y centavos)

Fecha y hora de Impresión | 05/oct./2023 | 05:05 p. m.

Objeto del Gasto	Presupuesto Vigente	Meses												Total	Diferencia (Vigente - Total)				
		Ene	Feb	Mar	Abr	May	Jun	Jul	Ago	Sep	Oct	Nov							
216000 Material de limpieza	\$498,500.00	\$58,000.00	\$96,635.54	\$37,019.08	\$75,014.77	\$7,881.50	\$0.00	\$1,500.00	\$0.00	\$0.00	\$0.00	\$0.00	\$0.00	\$0.00	\$0.00	\$0.00	\$276,050.89	\$222,449.11	
216001 Material de Limpieza	\$498,500.00	\$58,000.00	\$96,635.54	\$37,019.08	\$75,014.77	\$7,881.50	\$0.00	\$1,500.00	\$0.00	\$0.00	\$0.00	\$0.00	\$0.00	\$0.00	\$0.00	\$0.00	\$0.00	\$276,050.89	\$222,449.11
218000 Materiales para el registro e identificación	\$370,000.00	\$0.00	\$0.00	\$0.00	\$0.00	\$0.00	\$0.00	\$0.00	\$0.00	\$0.00	\$0.00	\$0.00	\$0.00	\$0.00	\$0.00	\$0.00	\$0.00	\$0.00	\$370,000.00
218001 Placas de circulación vehicular	\$370,000.00	\$0.00	\$0.00	\$0.00	\$0.00	\$0.00	\$0.00	\$0.00	\$0.00	\$0.00	\$0.00	\$0.00	\$0.00	\$0.00	\$0.00	\$0.00	\$0.00	\$0.00	\$370,000.00
220000 Alimentos y utensilios	\$400,000.00	\$5,680.00	\$11,740.00	\$44,722.94	\$60,712.79	\$29,721.50	\$35,624.55	\$38,800.00	\$17,460.00	\$38,800.00	\$0.00	\$0.00	\$0.00	\$0.00	\$0.00	\$0.00	\$0.00	\$271,391.78	\$128,608.22
220000 Productos alimenticios para personas	\$400,000.00	\$5,680.00	\$11,740.00	\$44,722.94	\$60,712.79	\$29,721.50	\$35,624.55	\$38,800.00	\$17,460.00	\$38,800.00	\$0.00	\$0.00	\$0.00	\$0.00	\$0.00	\$0.00	\$0.00	\$271,391.78	\$128,608.22
221001 Alimentación de Personas	\$400,000.00	\$5,680.00	\$11,740.00	\$44,722.94	\$60,712.79	\$29,721.50	\$35,624.55	\$38,800.00	\$17,460.00	\$38,800.00	\$0.00	\$0.00	\$0.00	\$0.00	\$0.00	\$0.00	\$0.00	\$271,391.78	\$128,608.22
240000 Materiales y artículos de construcción y c	\$420,000.00	\$167,416.72	\$281,620.20	\$167,553.00	\$104,274.00	\$506,340.80	\$67,284.13	\$0.00	\$0.00	\$0.00	\$0.00	\$0.00	\$0.00	\$0.00	\$0.00	\$0.00	\$0.00	\$1,294,488.85	-\$874,488.85
249000 Otros materiales y artículos de construcción	\$420,000.00	\$167,416.72	\$281,620.20	\$167,553.00	\$104,274.00	\$506,340.80	\$67,284.13	\$0.00	\$0.00	\$0.00	\$0.00	\$0.00	\$0.00	\$0.00	\$0.00	\$0.00	\$0.00	\$1,294,488.85	-\$874,488.85
249001 Otros materiales y artículos de construcción	\$420,000.00	\$167,416.72	\$281,620.20	\$167,553.00	\$104,274.00	\$506,340.80	\$67,284.13	\$0.00	\$0.00	\$0.00	\$0.00	\$0.00	\$0.00	\$0.00	\$0.00	\$0.00	\$0.00	\$1,294,488.85	-\$874,488.85
250000 Productos químicos, farmacéuticos y de l	\$500,000.00	\$0.00	\$153,647.80	\$240,130.88	\$106,384.12	\$195,645.41	\$141,056.00	\$91,297.80	\$0.00	\$0.00	\$0.00	\$0.00	\$0.00	\$0.00	\$0.00	\$0.00	\$0.00	\$928,162.01	-\$428,162.01
253000 Medicinas y productos farmacéuticos	\$500,000.00	\$0.00	\$153,647.80	\$240,130.88	\$106,384.12	\$195,645.41	\$141,056.00	\$91,297.80	\$0.00	\$0.00	\$0.00	\$0.00	\$0.00	\$0.00	\$0.00	\$0.00	\$0.00	\$928,162.01	-\$428,162.01
253001 Medicinas y productos farmacéuticos	\$500,000.00	\$0.00	\$153,647.80	\$240,130.88	\$106,384.12	\$195,645.41	\$141,056.00	\$91,297.80	\$0.00	\$0.00	\$0.00	\$0.00	\$0.00	\$0.00	\$0.00	\$0.00	\$0.00	\$928,162.01	-\$428,162.01
260000 Combustibles, lubricantes y aditivos	\$528,370.00	\$0.00	\$264,355.50	\$0.00	\$0.00	\$0.00	\$0.00	\$0.00	\$0.00	\$0.00	\$0.00	\$0.00	\$0.00	\$0.00	\$0.00	\$0.00	\$0.00	\$652,277.92	-\$123,907.92
261000 Combustibles, lubricantes y aditivos	\$528,370.00	\$0.00	\$264,355.50	\$0.00	\$0.00	\$0.00	\$0.00	\$0.00	\$0.00	\$0.00	\$0.00	\$0.00	\$0.00	\$0.00	\$0.00	\$0.00	\$0.00	\$652,277.92	-\$123,907.92
261001 Combustibles y Lubricantes vehiculos y eq	\$528,370.00	\$0.00	\$264,355.50	\$0.00	\$0.00	\$0.00	\$0.00	\$0.00	\$0.00	\$0.00	\$0.00	\$0.00	\$0.00	\$0.00	\$0.00	\$0.00	\$0.00	\$652,277.92	-\$123,907.92
270000 Vestuario, blancos, prendas de protección	\$150,000.00	\$0.00	\$8,480.03	\$0.00	\$0.00	\$0.00	\$0.00	\$9,671.08	\$1,526.05	\$0.00	\$0.00	\$0.00	\$0.00	\$0.00	\$0.00	\$0.00	\$0.00	\$21,546.16	\$128,453.84
271000 Vestuario y uniformes	\$150,000.00	\$0.00	\$8,480.03	\$0.00	\$0.00	\$0.00	\$0.00	\$9,671.08	\$1,526.05	\$0.00	\$0.00	\$0.00	\$0.00	\$0.00	\$0.00	\$0.00	\$0.00	\$21,546.16	\$128,453.84
271001 Vestuario, Uniformes	\$150,000.00	\$0.00	\$8,480.03	\$0.00	\$0.00	\$0.00	\$0.00	\$9,671.08	\$1,526.05	\$0.00	\$0.00	\$0.00	\$0.00	\$0.00	\$0.00	\$0.00	\$0.00	\$21,546.16	\$128,453.84
290000 Herramientas, refacciones y accesorios n	\$145,000.00	\$30,178.00	\$25,026.30	\$12,299.99	\$880.00	\$0.00	\$0.00	\$6,902.00	\$0.00	\$0.00	\$0.00	\$0.00	\$0.00	\$0.00	\$0.00	\$0.00	\$0.00	\$75,286.29	\$69,713.71
291000 Herramientas menores	\$145,000.00	\$30,178.00	\$25,026.30	\$12,299.99	\$880.00	\$0.00	\$0.00	\$6,902.00	\$0.00	\$0.00	\$0.00	\$0.00	\$0.00	\$0.00	\$0.00	\$0.00	\$0.00	\$75,286.29	\$69,713.71
291001 Herramientas Menores	\$145,000.00	\$30,178.00	\$25,026.30	\$12,299.99	\$880.00	\$0.00	\$0.00	\$6,902.00	\$0.00	\$0.00	\$0.00	\$0.00	\$0.00	\$0.00	\$0.00	\$0.00	\$0.00	\$75,286.29	\$69,713.71
292000 Refacciones y accesorios menores de edif	\$35,000.00	\$0.00	\$0.00	\$0.00	\$0.00	\$0.00	\$0.00	\$0.00	\$0.00	\$0.00	\$0.00	\$0.00	\$0.00	\$0.00	\$0.00	\$0.00	\$0.00	\$0.00	\$35,000.00
292001 Refacciones y accesorios menores de edif	\$35,000.00	\$0.00	\$0.00	\$0.00	\$0.00	\$0.00	\$0.00	\$0.00	\$0.00	\$0.00	\$0.00	\$0.00	\$0.00	\$0.00	\$0.00	\$0.00	\$0.00	\$0.00	\$35,000.00
294000 Refacciones y accesorios menores de equ	\$30,000.00	\$1,660.00	\$2,840.00	\$0.00	\$0.00	\$0.00	\$0.00	\$0.00	\$0.00	\$0.00	\$0.00	\$0.00	\$0.00	\$0.00	\$0.00	\$0.00	\$0.00	\$4,500.00	\$25,500.00
294001 Refacciones y accesorios menores de equ	\$30,000.00	\$1,660.00	\$2,840.00	\$0.00	\$0.00	\$0.00	\$0.00	\$0.00	\$0.00	\$0.00	\$0.00	\$0.00	\$0.00	\$0.00	\$0.00	\$0.00	\$0.00	\$4,500.00	\$25,500.00
300000 SERVICIOS GENERALES	\$8,742,545.00	\$294,082.70	\$438,689.36	\$407,052.69	\$691,926.12	\$329,081.18	\$432,412.30	\$4,345,547.29	\$434,247.53	\$316,317.32	\$0.00	\$0.00	\$0.00	\$0.00	\$0.00	\$0.00	\$0.00	\$7,687,336.49	\$1,055,208.51
310000 Servicios básicos	\$20,000.00	\$0.00	\$0.00	\$24,488.00	\$0.00	\$1,628.00	\$0.00	\$6,536.00	\$10,497.00	\$0.00	\$0.00	\$0.00	\$0.00	\$0.00	\$0.00	\$0.00	\$0.00	\$43,149.00	-\$23,149.00
314000 Telefonía tradicional	\$20,000.00	\$0.00	\$0.00	\$24,488.00	\$0.00	\$1,628.00	\$0.00	\$6,536.00	\$10,497.00	\$0.00	\$0.00	\$0.00	\$0.00	\$0.00	\$0.00	\$0.00	\$0.00	\$43,149.00	-\$23,149.00
314001 Servicio Telefónico Tradicional	\$20,000.00	\$0.00	\$0.00	\$24,488.00	\$0.00	\$1,628.00	\$0.00	\$6,536.00	\$10,497.00	\$0.00	\$0.00	\$0.00	\$0.00	\$0.00	\$0.00	\$0.00	\$0.00	\$43,149.00	-\$23,149.00
330000 Servicios profesionales, científicos, técni.	\$150,000.00	\$0.00	\$0.00	\$0.00	\$0.00	\$0.00	\$0.00	\$0.00	\$0.00	\$0.00	\$0.00	\$0.00	\$0.00	\$0.00	\$0.00	\$0.00	\$0.00	\$57,375.00	\$92,625.00
331000 Servicios legales, de contabilidad, auditorí	\$150,000.00	\$0.00	\$0.00	\$0.00	\$0.00	\$0.00	\$0.00	\$0.00	\$0.00	\$0.00	\$0.00	\$0.00	\$0.00	\$0.00	\$0.00	\$0.00	\$0.00	\$57,375.00	\$92,625.00
331001 Servicios legales	\$150,000.00	\$0.00	\$0.00	\$0.00	\$0.00	\$0.00	\$0.00	\$0.00	\$0.00	\$0.00	\$0.00	\$0.00	\$0.00	\$0.00	\$0.00	\$0.00	\$0.00	\$57,375.00	\$92,625.00
350000 Servicios de instalación, reparación, man	\$1,185,000.00	\$105,791.31	\$357,089.36	\$349,282.57	\$374,733.72	\$213,330.29	\$342,946.20	\$51,786.90	\$0.00	\$0.00	\$0.00	\$0.00	\$0.00	\$0.00	\$0.00	\$0.00	\$0.00	\$1,832,859.79	-\$647,859.79
351000 Conservación y mantenimiento menor de li	\$250,000.00	\$72,028.00	\$159,434.79	\$102,890.04	\$42,601.00	\$186,691.46	\$255,592.49	\$0.00	\$0.00	\$0.00	\$0.00	\$0.00	\$0.00	\$0.00	\$0.00	\$0.00	\$0.00	\$852,710.22	-\$602,710.22
351001 Conservación y mantenimiento menor de li	\$250,000.00	\$72,028.00	\$159,434.79	\$102,890.04	\$42,601.00	\$186,691.46	\$255,592.49	\$0.00	\$0.00	\$0.00	\$0.00	\$0.00	\$0.00	\$0.00	\$0.00	\$0.00	\$0.00	\$852,710.22	-\$602,710.22
352000 Instalación, reparación y mantenimiento de	\$50,000.00	\$0.00	\$1,300.00	\$30,810.00	\$0.00	\$0.00	\$0.00	\$0.00	\$0.00	\$0.00	\$0.00	\$0.00	\$0.00	\$0.00	\$0.00	\$0.00	\$0.00	\$32,110.00	\$17,890.00
352001 Instalación, reparación y mantenimiento de	\$50,000.00	\$0.00	\$1,300.00	\$30,810.00	\$0.00	\$0.00	\$0.00	\$0.00	\$0.00	\$0.00	\$0.00	\$0.00	\$0.00	\$0.00	\$0.00	\$0.00	\$0.00	\$32,110.00	\$17,890.00
352001 Mantenimiento de Mobiliario y Equipo de A	\$50,000.00	\$0.00	\$1,300.00	\$30,810.00	\$0.00	\$0.00	\$0.00	\$0.00	\$0.00	\$0.00	\$0.00	\$0.00	\$0.00	\$0.00	\$0.00	\$0.00	\$0.00	\$32,110.00	\$17,890.00
353000 Instalación, reparación y mantenimiento de	\$25,000.00	\$0.00	\$0.00	\$0.00	\$1,570.01	\$0.00	\$0.00	\$0.00	\$0.00	\$0.00	\$0.00	\$0.00	\$0.00	\$0.00	\$0.00	\$0.00	\$0.00	\$28,454.02	-\$3,454.02
353001 Mantenimiento de bienes informáticos	\$25,000.00	\$0.00	\$0.00	\$0.00	\$1,570.01	\$0.00	\$0.00	\$0.00	\$0.00	\$0.00	\$0.00	\$0.00	\$0.00	\$0.00	\$0.00	\$0.00	\$0.00	\$28,454.02	-\$3,454.02



**Analfitico Mensual de Egresos Pagados por Fuente de Financiamiento al 30/sep./2023**

(Cifras en pesos y centavos)

Fecha y hora de Impresión 05/oct./2023 05:05 p. m.

Objeto del Gasto	Presupuesto Vigente	Ene	Feb	Mar	Abr	May	Jun	Jul	Ago	Sep	Oct	Nov	Dic	Total	Diferencia (Vigente - total)
355000 Reparación y mantenimiento de equipo de	\$500,000.00	\$25,022.80	\$65,673.15	\$19,910.94	\$22,176.00	\$17,898.32	\$1,624.00	\$33,717.89	\$0.00	\$1,850.00	\$0.00	\$0.00	\$0.00	\$187,873.10	\$312,126.90
355001 Mantenimiento de Vehículos	\$500,000.00	\$25,022.80	\$65,673.15	\$19,910.94	\$22,176.00	\$17,898.32	\$1,624.00	\$33,717.89	\$0.00	\$1,850.00	\$0.00	\$0.00	\$0.00	\$187,873.10	\$312,126.90
357000 Instalación, reparación y mantenimiento de	\$40,000.00	\$8,740.51	\$8,740.48	\$8,740.48	\$0.00	\$8,740.51	\$14,989.98	\$0.00	\$0.00	\$0.00	\$0.00	\$0.00	\$0.00	\$49,951.96	-\$9,951.96
357001 Mantenimiento de Maquinaria y Equipo	\$40,000.00	\$8,740.51	\$8,740.48	\$8,740.48	\$0.00	\$8,740.51	\$14,989.98	\$0.00	\$0.00	\$0.00	\$0.00	\$0.00	\$0.00	\$49,951.96	-\$9,951.96
358000 Servicios de limpieza y manejo de desecho	\$320,000.00	\$0.00	\$122,940.94	\$188,841.11	\$307,386.71	\$0.00	\$64,591.73	\$0.00	\$0.00	\$0.00	\$0.00	\$0.00	\$0.00	\$861,760.49	-\$51,760.49
358001 Servicio de Limpieza y manejo de desecho	\$320,000.00	\$0.00	\$122,940.94	\$188,841.11	\$307,386.71	\$0.00	\$64,591.73	\$0.00	\$0.00	\$0.00	\$0.00	\$0.00	\$0.00	\$861,760.49	-\$51,760.49
360000 Servicios de comunicación social y publici	\$5,740.00	\$0.00	\$0.00	\$4,640.00	\$0.00	\$0.00	\$0.00	\$0.00	\$0.00	\$0.00	\$0.00	\$0.00	\$0.00	\$4,640.00	\$1,100.00
360001 Servicios de creatividad, preproducción y f	\$5,740.00	\$0.00	\$0.00	\$4,640.00	\$0.00	\$0.00	\$0.00	\$0.00	\$0.00	\$0.00	\$0.00	\$0.00	\$0.00	\$4,640.00	\$1,100.00
363000 Servicios de traslado y viáticos	\$120,000.00	\$0.00	\$0.00	\$2,500.00	\$0.00	\$0.00	\$0.00	\$0.00	\$0.00	\$0.00	\$0.00	\$0.00	\$0.00	\$2,500.00	\$117,500.00
375000 Viáticos en el país	\$120,000.00	\$0.00	\$0.00	\$2,500.00	\$0.00	\$0.00	\$0.00	\$0.00	\$0.00	\$0.00	\$0.00	\$0.00	\$0.00	\$2,500.00	\$117,500.00
375001 Viáticos en el país	\$120,000.00	\$0.00	\$0.00	\$2,500.00	\$0.00	\$0.00	\$0.00	\$0.00	\$0.00	\$0.00	\$0.00	\$0.00	\$0.00	\$2,500.00	\$117,500.00
380000 Servicios oficiales	\$6,611,805.00	\$188,291.39	\$79,590.00	\$26,142.12	\$307,998.80	\$90,821.99	\$53,860.60	\$4,289,592.39	\$413,300.53	\$242,701.00	\$0.00	\$0.00	\$0.00	\$5,672,288.82	\$99,516.18
382000 Gastos de orden social y cultural	\$6,611,805.00	\$188,291.39	\$79,590.00	\$26,142.12	\$307,998.80	\$90,821.99	\$53,860.60	\$4,289,592.39	\$413,300.53	\$242,701.00	\$0.00	\$0.00	\$0.00	\$5,672,288.82	\$99,516.18
382001 Gastos de orden social	\$6,611,805.00	\$188,291.39	\$79,590.00	\$26,142.12	\$307,998.80	\$90,821.99	\$53,860.60	\$4,289,592.39	\$413,300.53	\$242,701.00	\$0.00	\$0.00	\$0.00	\$5,672,288.82	\$99,516.18
390000 Otros servicios generales	\$650,000.00	\$0.00	\$0.00	\$0.00	\$0.00	\$0.00	\$0.00	\$3,247.00	\$0.00	\$0.00	\$0.00	\$0.00	\$0.00	\$3,247.00	\$646,753.00
392000 Impuestos y derechos	\$150,000.00	\$0.00	\$0.00	\$0.00	\$0.00	\$0.00	\$0.00	\$3,247.00	\$0.00	\$0.00	\$0.00	\$0.00	\$0.00	\$3,247.00	\$146,753.00
392001 Pago de ISR	\$150,000.00	\$0.00	\$0.00	\$0.00	\$0.00	\$0.00	\$0.00	\$3,247.00	\$0.00	\$0.00	\$0.00	\$0.00	\$0.00	\$3,247.00	\$146,753.00
398000 Impuesto sobre nóminas y otros que se de	\$500,000.00	\$0.00	\$0.00	\$0.00	\$0.00	\$0.00	\$0.00	\$0.00	\$0.00	\$0.00	\$0.00	\$0.00	\$0.00	\$0.00	\$500,000.00
398001 Impuesto sobre nóminas y otros que se de	\$500,000.00	\$0.00	\$0.00	\$0.00	\$0.00	\$0.00	\$0.00	\$0.00	\$0.00	\$0.00	\$0.00	\$0.00	\$0.00	\$0.00	\$500,000.00
400000 TRANSFERENCIAS, ASIGNACIONES	\$5,950,000.00	\$155,749.99	\$485,850.18	\$209,844.00	\$416,821.60	\$796,942.89	\$293,472.00	\$271,955.40	\$163,812.48	\$84,672.00	\$0.00	\$0.00	\$0.00	\$2,823,121.54	\$3,126,878.46
440000 Ayudas sociales	\$5,950,000.00	\$155,749.99	\$485,850.18	\$209,844.00	\$416,821.60	\$796,942.89	\$293,472.00	\$271,955.40	\$163,812.48	\$84,672.00	\$0.00	\$0.00	\$0.00	\$2,823,121.54	\$3,126,878.46
441000 Ayudas sociales a personas	\$2,000,000.00	\$53,500.00	\$178,791.53	\$76,092.00	\$159,102.00	\$152,203.69	\$84,172.00	\$198,956.39	\$64,422.48	\$57,872.00	\$0.00	\$0.00	\$0.00	\$1,025,112.09	\$974,887.91
441001 Ayudas sociales a personas	\$2,000,000.00	\$53,500.00	\$178,791.53	\$76,092.00	\$159,102.00	\$152,203.69	\$84,172.00	\$198,956.39	\$64,422.48	\$57,872.00	\$0.00	\$0.00	\$0.00	\$1,025,112.09	\$974,887.91
445000 Ayudas sociales a instituciones sin fines de	\$3,950,000.00	\$105,249.99	\$307,058.65	\$133,752.00	\$257,719.60	\$644,739.20	\$209,300.00	\$13,000.01	\$99,390.00	\$26,800.00	\$0.00	\$0.00	\$0.00	\$1,798,009.45	\$2,151,990.55
445003 Apoyo a Comunidades	\$3,950,000.00	\$105,249.99	\$307,058.65	\$133,752.00	\$257,719.60	\$644,739.20	\$209,300.00	\$13,000.01	\$99,390.00	\$26,800.00	\$0.00	\$0.00	\$0.00	\$1,798,009.45	\$2,151,990.55
500000 BIENES MUEBLES, INMUEBLES E IN	\$200,000.00	\$0.00	\$0.00	\$0.00	\$0.00	\$0.00	\$0.00	\$3,810.00	\$0.00	\$0.00	\$0.00	\$0.00	\$0.00	\$3,810.00	\$196,190.00
510000 Mobiliario y equipo de administración	\$200,000.00	\$0.00	\$0.00	\$0.00	\$0.00	\$0.00	\$0.00	\$3,810.00	\$0.00	\$0.00	\$0.00	\$0.00	\$0.00	\$3,810.00	\$196,190.00
511000 Muebles de oficina y estantería	\$200,000.00	\$0.00	\$0.00	\$0.00	\$0.00	\$0.00	\$0.00	\$3,810.00	\$0.00	\$0.00	\$0.00	\$0.00	\$0.00	\$3,810.00	\$196,190.00
511001 Muebles de oficina y estantería	\$200,000.00	\$0.00	\$0.00	\$0.00	\$0.00	\$0.00	\$0.00	\$3,810.00	\$0.00	\$0.00	\$0.00	\$0.00	\$0.00	\$3,810.00	\$196,190.00
<b>FONDO GENERAL DE PARTICIPACIO</b>	<b>\$46,471,244.00</b>	<b>\$2,672,662.41</b>	<b>\$4,008,347.71</b>	<b>\$3,159,589.68</b>	<b>\$3,655,182.74</b>	<b>\$4,073,594.68</b>	<b>\$2,947,914.07</b>	<b>\$7,103,105.91</b>	<b>\$2,674,119.81</b>	<b>\$2,424,074.32</b>	<b>\$0.00</b>	<b>\$0.00</b>	<b>\$0.00</b>	<b>\$32,717,591.33</b>	<b>\$13,753,652.67</b>

**1002 IMPUESTO SOBRE AUTOMOVILES NUEVOS (ISAN)**

MATERIALES Y SUMINISTROS	Ene	Feb	Mar	Abr	May	Jun	Jul	Ago	Sep	Oct	Nov	Dic	Total	Diferencia (Vigente - total)
200000 Materiales de administración, emisión de	\$308,900.00	\$0.00	\$46,400.00	\$28,800.41	\$34,185.00	\$53,265.60	\$20,000.00	\$56,503.89	\$0.00	\$81,670.41	\$0.00	\$0.00	\$320,515.31	-\$11,615.31
210000 Materiales de administración, emisión de	\$308,900.00	\$0.00	\$46,400.00	\$28,800.41	\$34,185.00	\$53,265.60	\$20,000.00	\$56,503.89	\$0.00	\$81,670.41	\$0.00	\$0.00	\$320,515.31	-\$11,615.31
212000 Materiales y útiles de impresión y reproduct	\$93,900.00	\$0.00	\$0.00	\$18,838.40	\$34,185.00	\$23,443.60	\$20,000.00	\$0.00	\$0.00	\$81,670.41	\$0.00	\$0.00	\$178,137.41	-\$84,237.41
212001 Materiales y Útiles de Impresión	\$93,900.00	\$0.00	\$0.00	\$18,838.40	\$34,185.00	\$23,443.60	\$20,000.00	\$0.00	\$0.00	\$81,670.41	\$0.00	\$0.00	\$178,137.41	-\$84,237.41
216000 Material de limpieza	\$215,000.00	\$0.00	\$46,400.00	\$9,962.01	\$0.00	\$29,812.00	\$0.00	\$56,503.89	\$0.00	\$0.00	\$0.00	\$0.00	\$142,377.90	\$72,622.10
216001 Material de Limpieza	\$215,000.00	\$0.00	\$46,400.00	\$9,962.01	\$0.00	\$29,812.00	\$0.00	\$56,503.89	\$0.00	\$0.00	\$0.00	\$0.00	\$142,377.90	\$72,622.10



**Municipio de Tecozautla**  
**Estado de Hidalgo**  
**Analitico Mensual de Egresos Pagados por Fuente de Financiamiento al 30/sep./2023**

(Cuentas con Movimientos)

(Cifras en pesos y centavos)



Fecha y hora de impresion | 05/oct./2023  
05:05 p. m.

Objeto del Gasto	Presupuesto Vigente	Ene	Feb	Mar	Abr	May	Jun	Jul	Ago	Sep	Oct	Nov	Dic	Total	Diferencia (Vigente - Total)
<b>300000 SERVICIOS GENERALES</b>	\$200,000.00	\$0.00	\$0.00	\$28,762.40	\$0.00	\$0.00	\$0.00	\$4,717.90	\$0.00	\$0.00	\$0.00	\$0.00	\$0.00	\$33,480.30	\$166,519.70
350000 Servicios de instalación, reparación, man	\$200,000.00	\$0.00	\$0.00	\$28,762.40	\$0.00	\$0.00	\$0.00	\$4,717.90	\$0.00	\$0.00	\$0.00	\$0.00	\$0.00	\$33,480.30	\$166,519.70
358000 Servicios de limpieza y manejo de desech	\$200,000.00	\$0.00	\$0.00	\$28,762.40	\$0.00	\$0.00	\$0.00	\$4,717.90	\$0.00	\$0.00	\$0.00	\$0.00	\$0.00	\$33,480.30	\$166,519.70
359001 Servicio de Limpieza y manejo de desech	\$200,000.00	\$0.00	\$0.00	\$28,762.40	\$0.00	\$0.00	\$0.00	\$4,717.90	\$0.00	\$0.00	\$0.00	\$0.00	\$0.00	\$33,480.30	\$166,519.70
<b>IMPUESTO SOBRE AUTOMOVILES NI</b>	\$508,900.00	\$0.00	\$48,400.00	\$57,262.81	\$34,185.00	\$53,255.60	\$20,000.00	\$51,221.79	\$0.00	\$81,870.41	\$0.00	\$0.00	\$0.00	\$353,995.61	\$154,904.39
<b>1003 IMPUESTO ESPECIAL SOBRE PRODUCTOS Y SERVICIOS</b>															
<b>200000 MATERIALES Y SUMINISTROS</b>	\$387,100.00	\$0.00	\$125,359.25	\$29,835.20	\$0.00	\$0.00	\$0.00	\$31,742.85	\$0.00	\$0.00	\$0.00	\$0.00	\$0.00	\$166,937.30	\$220,162.70
210000 Materiales de administración, emisión de	\$180,000.00	\$0.00	\$4,750.00	\$29,835.20	\$0.00	\$0.00	\$0.00	\$31,742.85	\$0.00	\$0.00	\$0.00	\$0.00	\$0.00	\$66,328.05	\$113,671.95
216000 Material de limpieza	\$180,000.00	\$0.00	\$4,750.00	\$29,835.20	\$0.00	\$0.00	\$0.00	\$31,742.85	\$0.00	\$0.00	\$0.00	\$0.00	\$0.00	\$66,328.05	\$113,671.95
216001 Material de Limpieza	\$180,000.00	\$0.00	\$4,750.00	\$29,835.20	\$0.00	\$0.00	\$0.00	\$31,742.85	\$0.00	\$0.00	\$0.00	\$0.00	\$0.00	\$66,328.05	\$113,671.95
260000 Combustibles, lubricantes y aditivos	\$207,100.00	\$0.00	\$120,609.25	\$0.00	\$0.00	\$0.00	\$0.00	\$0.00	\$0.00	\$0.00	\$0.00	\$0.00	\$0.00	\$120,609.25	\$86,490.75
261000 Combustibles, lubricantes y aditivos	\$207,100.00	\$0.00	\$120,609.25	\$0.00	\$0.00	\$0.00	\$0.00	\$0.00	\$0.00	\$0.00	\$0.00	\$0.00	\$0.00	\$120,609.25	\$86,490.75
261001 Combustibles y Lubricantes vehiculos y eq	\$207,100.00	\$0.00	\$120,609.25	\$0.00	\$0.00	\$0.00	\$0.00	\$0.00	\$0.00	\$0.00	\$0.00	\$0.00	\$0.00	\$120,609.25	\$86,490.75
<b>300000 SERVICIOS GENERALES</b>	\$380,000.00	\$0.00	\$0.00	\$0.00	\$0.00	\$0.00	\$168,004.71	\$43,819.00	\$60,660.00	\$16,668.04	\$0.00	\$0.00	\$0.00	\$279,151.75	\$100,848.25
350000 Servicios de instalación, reparación, man	\$200,000.00	\$0.00	\$0.00	\$0.00	\$0.00	\$0.00	\$128,624.71	\$0.00	\$0.00	\$0.00	\$0.00	\$0.00	\$0.00	\$128,624.71	\$71,375.29
358000 Servicios de limpieza y manejo de desech	\$200,000.00	\$0.00	\$0.00	\$0.00	\$0.00	\$0.00	\$128,624.71	\$0.00	\$0.00	\$0.00	\$0.00	\$0.00	\$0.00	\$128,624.71	\$71,375.29
358001 Servicio de Limpieza y manejo de desech	\$200,000.00	\$0.00	\$0.00	\$0.00	\$0.00	\$0.00	\$128,624.71	\$0.00	\$0.00	\$0.00	\$0.00	\$0.00	\$0.00	\$128,624.71	\$71,375.29
380000 Servicios oficiales	\$180,000.00	\$0.00	\$0.00	\$0.00	\$0.00	\$0.00	\$29,380.00	\$43,819.00	\$60,660.00	\$16,668.04	\$0.00	\$0.00	\$0.00	\$160,527.04	\$29,472.96
382000 Gastos de orden social y cultural	\$180,000.00	\$0.00	\$0.00	\$0.00	\$0.00	\$0.00	\$29,380.00	\$43,819.00	\$60,660.00	\$16,668.04	\$0.00	\$0.00	\$0.00	\$160,527.04	\$29,472.96
382001 Gastos de orden social	\$180,000.00	\$0.00	\$0.00	\$0.00	\$0.00	\$0.00	\$29,380.00	\$43,819.00	\$60,660.00	\$16,668.04	\$0.00	\$0.00	\$0.00	\$160,527.04	\$29,472.96
<b>IMPUESTO ESPECIAL SOBRE PRODU</b>	\$787,100.00	\$0.00	\$125,359.25	\$29,835.20	\$0.00	\$0.00	\$168,004.71	\$75,861.85	\$60,660.00	\$16,668.04	\$0.00	\$0.00	\$0.00	\$465,089.05	\$322,010.95
<b>1004 INCENTIVO A LA VENTA FINAL DE GASOLINAS Y DIESEL</b>															
<b>200000 MATERIALES Y SUMINISTROS</b>	\$596,530.00	\$0.00	\$194,425.76	\$1,150.08	\$0.00	\$130,541.83	\$0.00	\$0.00	\$0.00	\$26,000.00	\$0.00	\$0.00	\$0.00	\$352,117.67	\$244,412.33
260000 Combustibles, lubricantes y aditivos	\$596,530.00	\$0.00	\$194,425.76	\$1,150.08	\$0.00	\$130,541.83	\$0.00	\$0.00	\$0.00	\$26,000.00	\$0.00	\$0.00	\$0.00	\$352,117.67	\$244,412.33
261000 Combustibles, lubricantes y aditivos	\$596,530.00	\$0.00	\$194,425.76	\$1,150.08	\$0.00	\$130,541.83	\$0.00	\$0.00	\$0.00	\$26,000.00	\$0.00	\$0.00	\$0.00	\$352,117.67	\$244,412.33
261001 Combustibles y Lubricantes vehiculos y eq	\$596,530.00	\$0.00	\$194,425.76	\$1,150.08	\$0.00	\$130,541.83	\$0.00	\$0.00	\$0.00	\$26,000.00	\$0.00	\$0.00	\$0.00	\$352,117.67	\$244,412.33
<b>300000 SERVICIOS GENERALES</b>	\$140,000.00	\$0.00	\$0.00	\$68,092.00	\$0.00	\$0.00	\$0.00	\$0.00	\$97,440.00	\$0.00	\$0.00	\$0.00	\$0.00	\$165,532.00	-\$25,532.00
380000 Servicios oficiales	\$140,000.00	\$0.00	\$0.00	\$68,092.00	\$0.00	\$0.00	\$0.00	\$0.00	\$97,440.00	\$0.00	\$0.00	\$0.00	\$0.00	\$165,532.00	-\$25,532.00
382000 Gastos de orden social y cultural	\$140,000.00	\$0.00	\$0.00	\$68,092.00	\$0.00	\$0.00	\$0.00	\$0.00	\$97,440.00	\$0.00	\$0.00	\$0.00	\$0.00	\$165,532.00	-\$25,532.00
382001 Gastos de orden social	\$140,000.00	\$0.00	\$0.00	\$68,092.00	\$0.00	\$0.00	\$0.00	\$0.00	\$97,440.00	\$0.00	\$0.00	\$0.00	\$0.00	\$165,532.00	-\$25,532.00
<b>400000 TRANSFERENCIAS, ASIGNACIONES</b>	\$200,000.00	\$0.00	\$0.00	\$61,431.12	\$12,300.00	\$12,300.00	\$75,256.27	\$105,616.65	\$0.00	\$0.00	\$0.00	\$0.00	\$0.00	\$254,604.04	-\$54,604.04
440000 Ayudas sociales	\$200,000.00	\$0.00	\$0.00	\$61,431.12	\$12,300.00	\$12,300.00	\$75,256.27	\$105,616.65	\$0.00	\$0.00	\$0.00	\$0.00	\$0.00	\$254,604.04	-\$54,604.04
441000 Ayudas sociales a personas	\$200,000.00	\$0.00	\$0.00	\$61,431.12	\$12,300.00	\$12,300.00	\$75,256.27	\$105,616.65	\$0.00	\$0.00	\$0.00	\$0.00	\$0.00	\$254,604.04	-\$54,604.04
441001 Ayudas sociales a personas	\$200,000.00	\$0.00	\$0.00	\$61,431.12	\$12,300.00	\$12,300.00	\$75,256.27	\$105,616.65	\$0.00	\$0.00	\$0.00	\$0.00	\$0.00	\$254,604.04	-\$54,604.04
<b>INCENTIVO A LA VENTA FINAL DE GA</b>	\$936,530.00	\$0.00	\$194,425.76	\$69,242.08	\$61,431.12	\$142,841.83	\$75,256.27	\$105,616.65	\$97,440.00	\$26,000.00	\$0.00	\$0.00	\$0.00	\$772,253.71	\$164,276.29



**ANÁLITICO MENSUAL DE EGRESOS PAGADOS POR FUENTE DE FINANCIAMIENTO AL 30/sep./2023**  
 (Cuentas con Movimientos)  
 (Cifras en pesos y centavos)


Objeto del Gasto	Presupuesto Vigente	Ene	Feb	Mar	Abr	May	Jun	Jul	Ago	Sep	Oct	Nov	Dic	Total	Diferencia (Vigente - Total)
<b>10000 SERVICIOS PERSONALES</b>	<b>\$12,660,456.00</b>	<b>\$935,756.00</b>	<b>\$1,021,234.00</b>	<b>\$993,562.00</b>	<b>\$1,011,000.00</b>	<b>\$979,528.00</b>	<b>\$998,744.00</b>	<b>\$1,030,942.00</b>	<b>\$1,046,849.00</b>	<b>\$997,742.00</b>	<b>\$0.00</b>	<b>\$0.00</b>	<b>\$0.00</b>	<b>\$9,915,399.00</b>	<b>\$3,645,097.00</b>
110000 Remuneraciones al personal de carácter	\$10,200,000.00	\$882,882.00	\$930,808.00	\$929,162.00	\$939,000.00	\$920,976.00	\$941,142.00	\$934,299.00	\$937,697.00	\$951,742.00	\$0.00	\$0.00	\$0.00	\$8,367,708.00	\$1,832,292.00
113000 Sueldos base al personal permanente	\$10,200,000.00	\$882,882.00	\$930,808.00	\$929,162.00	\$939,000.00	\$920,976.00	\$941,142.00	\$934,299.00	\$937,697.00	\$951,742.00	\$0.00	\$0.00	\$0.00	\$8,367,708.00	\$1,832,292.00
113001 Sueldos	\$10,200,000.00	\$882,882.00	\$930,808.00	\$929,162.00	\$939,000.00	\$920,976.00	\$941,142.00	\$934,299.00	\$937,697.00	\$951,742.00	\$0.00	\$0.00	\$0.00	\$8,367,708.00	\$1,832,292.00
130000 Remuneraciones adicionales y especiales	\$2,165,456.00	\$6,876.00	\$44,426.00	\$64,400.00	\$72,000.00	\$12,552.00	\$11,602.00	\$60,643.00	\$63,152.00	\$0.00	\$0.00	\$0.00	\$0.00	\$325,651.00	\$1,899,805.00
132000 Prima de vacaciones, dominical y gratific	\$1,887,000.00	\$0.00	\$0.00	\$0.00	\$0.00	\$0.00	\$0.00	\$45,491.00	\$0.00	\$0.00	\$0.00	\$0.00	\$0.00	\$45,491.00	\$1,841,509.00
132001 Prima de vacaciones, dominical y dominical	\$250,000.00	\$0.00	\$0.00	\$0.00	\$0.00	\$0.00	\$0.00	\$45,491.00	\$0.00	\$0.00	\$0.00	\$0.00	\$0.00	\$45,491.00	\$204,509.00
132002 Gratificación Anual	\$1,637,000.00	\$0.00	\$0.00	\$0.00	\$0.00	\$0.00	\$0.00	\$0.00	\$0.00	\$0.00	\$0.00	\$0.00	\$0.00	\$0.00	\$1,637,000.00
133000 Horas extraordinarias	\$200,000.00	\$6,876.00	\$44,426.00	\$18,400.00	\$28,000.00	\$12,552.00	\$11,602.00	\$5,152.00	\$33,152.00	\$0.00	\$0.00	\$0.00	\$0.00	\$158,160.00	\$41,840.00
133001 Horas extras	\$200,000.00	\$6,876.00	\$44,426.00	\$18,400.00	\$28,000.00	\$12,552.00	\$11,602.00	\$5,152.00	\$33,152.00	\$0.00	\$0.00	\$0.00	\$0.00	\$158,160.00	\$41,840.00
134000 Compensaciones	\$78,456.00	\$0.00	\$0.00	\$46,000.00	\$46,000.00	\$0.00	\$0.00	\$0.00	\$30,000.00	\$0.00	\$0.00	\$0.00	\$0.00	\$122,000.00	-\$43,544.00
134001 Compensaciones	\$78,456.00	\$0.00	\$0.00	\$46,000.00	\$46,000.00	\$0.00	\$0.00	\$0.00	\$30,000.00	\$0.00	\$0.00	\$0.00	\$0.00	\$122,000.00	-\$43,544.00
150000 Otras prestaciones sociales y económica	\$295,000.00	\$46,000.00	\$46,000.00	\$0.00	\$0.00	\$46,000.00	\$46,000.00	\$46,000.00	\$46,000.00	\$46,000.00	\$0.00	\$0.00	\$0.00	\$322,000.00	-\$27,000.00
159000 Otras prestaciones sociales y económicas	\$295,000.00	\$46,000.00	\$46,000.00	\$0.00	\$0.00	\$46,000.00	\$46,000.00	\$46,000.00	\$46,000.00	\$46,000.00	\$0.00	\$0.00	\$0.00	\$322,000.00	-\$27,000.00
159002 Otras Prestaciones	\$295,000.00	\$46,000.00	\$46,000.00	\$0.00	\$0.00	\$46,000.00	\$46,000.00	\$46,000.00	\$46,000.00	\$46,000.00	\$0.00	\$0.00	\$0.00	\$322,000.00	-\$27,000.00
<b>200000 MATERIALES Y SUMINISTROS</b>	<b>\$610,000.00</b>	<b>\$0.00</b>	<b>\$67,489.60</b>	<b>\$0.00</b>	<b>\$0.00</b>	<b>\$0.00</b>	<b>\$0.00</b>	<b>\$0.00</b>	<b>\$242,060.00</b>	<b>\$0.00</b>	<b>\$0.00</b>	<b>\$0.00</b>	<b>\$0.00</b>	<b>\$67,489.60</b>	<b>\$552,510.40</b>
210000 Materiales de administración, emisión de	\$330,000.00	\$0.00	\$12,180.00	\$0.00	\$0.00	\$0.00	\$0.00	\$0.00	\$0.00	\$0.00	\$0.00	\$0.00	\$0.00	\$12,180.00	\$317,820.00
212000 Materiales y útiles de impresión y reproduc	\$160,000.00	\$0.00	\$0.00	\$0.00	\$0.00	\$0.00	\$0.00	\$0.00	\$0.00	\$0.00	\$0.00	\$0.00	\$0.00	\$0.00	\$160,000.00
212001 Materiales y Útiles de Impresión	\$160,000.00	\$0.00	\$0.00	\$0.00	\$0.00	\$0.00	\$0.00	\$0.00	\$0.00	\$0.00	\$0.00	\$0.00	\$0.00	\$0.00	\$160,000.00
216000 Material de limpieza	\$170,000.00	\$0.00	\$12,180.00	\$0.00	\$0.00	\$0.00	\$0.00	\$0.00	\$0.00	\$0.00	\$0.00	\$0.00	\$0.00	\$12,180.00	\$157,820.00
216001 Material de Limpieza	\$170,000.00	\$0.00	\$12,180.00	\$0.00	\$0.00	\$0.00	\$0.00	\$0.00	\$0.00	\$0.00	\$0.00	\$0.00	\$0.00	\$12,180.00	\$157,820.00
240000 Materiales y artículos de construcción y c	\$280,000.00	\$0.00	\$45,309.60	\$0.00	\$0.00	\$0.00	\$0.00	\$0.00	\$0.00	\$0.00	\$0.00	\$0.00	\$0.00	\$45,309.60	\$234,690.40
249000 Otros materiales y artículos de construcción	\$280,000.00	\$0.00	\$45,309.60	\$0.00	\$0.00	\$0.00	\$0.00	\$0.00	\$0.00	\$0.00	\$0.00	\$0.00	\$0.00	\$45,309.60	\$234,690.40
249001 Otros materiales y artículos de construcción	\$280,000.00	\$0.00	\$45,309.60	\$0.00	\$0.00	\$0.00	\$0.00	\$0.00	\$0.00	\$0.00	\$0.00	\$0.00	\$0.00	\$45,309.60	\$234,690.40
<b>300000 SERVICIOS GENERALES</b>	<b>\$4,971,440.00</b>	<b>\$273,412.18</b>	<b>\$169,680.00</b>	<b>\$246,634.00</b>	<b>\$153,260.00</b>	<b>\$474,884.94</b>	<b>\$216,620.00</b>	<b>\$162,680.00</b>	<b>\$242,060.00</b>	<b>\$307,000.03</b>	<b>\$0.00</b>	<b>\$0.00</b>	<b>\$0.00</b>	<b>\$2,246,231.15</b>	<b>\$2,725,208.85</b>
320000 Servicios de arrendamiento	\$3,241,440.00	\$273,412.18	\$169,680.00	\$246,634.00	\$153,260.00	\$474,884.94	\$216,620.00	\$162,680.00	\$242,060.00	\$307,000.03	\$0.00	\$0.00	\$0.00	\$2,246,231.15	\$1,095,208.85
321000 Arrendamiento de terrenos	\$435,600.00	\$0.00	\$0.00	\$4,000.00	\$2,000.00	\$0.00	\$2,000.00	\$4,000.00	\$2,000.00	\$0.00	\$0.00	\$0.00	\$0.00	\$14,000.00	\$421,600.00
321001 Arrendamiento de terrenos	\$435,600.00	\$0.00	\$0.00	\$4,000.00	\$2,000.00	\$0.00	\$2,000.00	\$4,000.00	\$2,000.00	\$0.00	\$0.00	\$0.00	\$0.00	\$14,000.00	\$421,600.00
322000 Arrendamiento de edificios	\$498,640.00	\$0.00	\$12,500.00	\$4,000.00	\$72,960.00	\$25,920.00	\$57,440.00	\$0.00	\$4,000.00	\$71,520.03	\$0.00	\$0.00	\$0.00	\$248,340.03	\$250,299.97
322001 Arrendamiento de edificios	\$498,640.00	\$0.00	\$12,500.00	\$4,000.00	\$72,960.00	\$25,920.00	\$57,440.00	\$0.00	\$4,000.00	\$71,520.03	\$0.00	\$0.00	\$0.00	\$248,340.03	\$250,299.97
326000 Arrendamiento de maquinaria, otros equip	\$2,407,200.00	\$273,412.18	\$157,180.00	\$238,634.00	\$78,300.00	\$448,964.94	\$157,180.00	\$158,680.00	\$236,060.00	\$235,480.00	\$0.00	\$0.00	\$0.00	\$1,983,891.12	\$423,308.88
326001 Arrendamiento de Maquinaria y Equipo	\$2,407,200.00	\$273,412.18	\$157,180.00	\$238,634.00	\$78,300.00	\$448,964.94	\$157,180.00	\$158,680.00	\$236,060.00	\$235,480.00	\$0.00	\$0.00	\$0.00	\$1,983,891.12	\$423,308.88
<b>380000 Servicios oficiales</b>	<b>\$1,130,000.00</b>	<b>\$0.00</b>	<b>\$0.00</b>	<b>\$0.00</b>	<b>\$0.00</b>	<b>\$0.00</b>	<b>\$0.00</b>	<b>\$0.00</b>	<b>\$0.00</b>	<b>\$0.00</b>	<b>\$0.00</b>	<b>\$0.00</b>	<b>\$0.00</b>	<b>\$0.00</b>	<b>\$1,130,000.00</b>
382000 Gastos de orden social y cultural	\$1,130,000.00	\$0.00	\$0.00	\$0.00	\$0.00	\$0.00	\$0.00	\$0.00	\$0.00	\$0.00	\$0.00	\$0.00	\$0.00	\$0.00	\$1,130,000.00
382001 Gastos de orden social	\$1,130,000.00	\$0.00	\$0.00	\$0.00	\$0.00	\$0.00	\$0.00	\$0.00	\$0.00	\$0.00	\$0.00	\$0.00	\$0.00	\$0.00	\$1,130,000.00
<b>390000 Otros servicios generales</b>	<b>\$500,000.00</b>	<b>\$0.00</b>	<b>\$0.00</b>	<b>\$0.00</b>	<b>\$0.00</b>	<b>\$0.00</b>	<b>\$0.00</b>	<b>\$0.00</b>	<b>\$0.00</b>	<b>\$0.00</b>	<b>\$0.00</b>	<b>\$0.00</b>	<b>\$0.00</b>	<b>\$0.00</b>	<b>\$500,000.00</b>
398000 Impuesto sobre nóminas y otros que se de	\$500,000.00	\$0.00	\$0.00	\$0.00	\$0.00	\$0.00	\$0.00	\$0.00	\$0.00	\$0.00	\$0.00	\$0.00	\$0.00	\$0.00	\$500,000.00



**MUNICIPIO DE TECOZAUJALA**  
**Estado de Hidalgo**  
**Analitico Mensual de Egresos Pagados por Fuente de Financiamiento al 30/sep./2023**  
(Cuentas con Movimientos)  
(Cifras en pesos y centavos)

Fecha y hora de Impresión | 05/oct./2023  
05:05 p. m.

Objeto del Gasto	Presupuesto Vigente	Diferencia														
		Ene	Feb	Mar	Abr	May	Jun	Jul	Ago	Sep	Oct	Nov	Dic	Total	(Vigente - Total)	
398001 Impuesto sobre nóminas y otros que se de	\$500,000.00	\$0.00	\$0.00	\$0.00	\$0.00	\$0.00	\$0.00	\$0.00	\$0.00	\$0.00	\$0.00	\$0.00	\$0.00	\$0.00	\$0.00	\$500,000.00
400000 TRANSFERENCIAS, ASIGNACIONES	\$2,500,000.00	\$6,000.00	\$8,000.00	\$0.00	\$0.00	\$58,245.92	\$0.00	\$0.00	\$0.00	\$0.00	\$0.00	\$0.00	\$0.00	\$0.00	\$72,245.92	\$2,427,754.08
440000 Ayudas sociales	\$2,500,000.00	\$6,000.00	\$8,000.00	\$0.00	\$0.00	\$58,245.92	\$0.00	\$0.00	\$0.00	\$0.00	\$0.00	\$0.00	\$0.00	\$0.00	\$72,245.92	\$2,427,754.08
441000 Ayudas sociales a personas	\$400,000.00	\$6,000.00	\$8,000.00	\$0.00	\$0.00	\$0.00	\$0.00	\$0.00	\$0.00	\$0.00	\$0.00	\$0.00	\$0.00	\$0.00	\$0.00	\$386,000.00
441001 Ayudas sociales a personas	\$400,000.00	\$6,000.00	\$8,000.00	\$0.00	\$0.00	\$0.00	\$0.00	\$0.00	\$0.00	\$0.00	\$0.00	\$0.00	\$0.00	\$0.00	\$0.00	\$386,000.00
445000 Ayudas sociales a instituciones sin fines de	\$2,100,000.00	\$0.00	\$0.00	\$0.00	\$0.00	\$58,245.92	\$0.00	\$0.00	\$0.00	\$0.00	\$0.00	\$0.00	\$0.00	\$0.00	\$58,245.92	\$2,041,754.08
445001 Ayudas sociales a instituciones sin fines de	\$400,000.00	\$0.00	\$0.00	\$0.00	\$0.00	\$58,245.92	\$0.00	\$0.00	\$0.00	\$0.00	\$0.00	\$0.00	\$0.00	\$0.00	\$58,245.92	\$341,754.08
445003 Apoyo a Comunidades	\$1,700,000.00	\$0.00	\$0.00	\$0.00	\$0.00	\$0.00	\$0.00	\$0.00	\$0.00	\$0.00	\$0.00	\$0.00	\$0.00	\$0.00	\$0.00	\$1,700,000.00
<b>FONDO DE FOMENTO MUNICIPAL</b>	<b>\$20,741,896.00</b>	<b>\$1,215,170.18</b>	<b>\$1,256,403.60</b>	<b>\$1,240,196.00</b>	<b>\$1,164,260.00</b>	<b>\$1,512,658.86</b>	<b>\$1,215,364.00</b>	<b>\$1,193,822.00</b>	<b>\$1,288,909.00</b>	<b>\$1,304,742.03</b>	<b>\$0.00</b>	<b>\$0.00</b>	<b>\$0.00</b>	<b>\$0.00</b>	<b>\$11,391,325.67</b>	<b>\$9,350,570.33</b>
<b>1006 FONDO DE FISCALIZACION Y RECAUDACION</b>																
200000 MATERIALES Y SUMINISTROS	\$410,000.00	\$0.00	\$65,159.52	\$1,600.00	\$1,500.00	\$39,318.92	\$12,699.02	\$0.00	\$21,292.96	\$7,103.84	\$0.00	\$0.00	\$0.00	\$0.00	\$148,574.26	\$281,425.74
210000 Materiales de administración, emisión de	\$410,000.00	\$0.00	\$65,159.52	\$1,600.00	\$1,500.00	\$39,318.92	\$12,699.02	\$0.00	\$21,292.96	\$7,103.84	\$0.00	\$0.00	\$0.00	\$0.00	\$148,574.26	\$281,425.74
216000 Material de limpieza	\$410,000.00	\$0.00	\$65,159.52	\$1,600.00	\$1,500.00	\$39,318.92	\$12,699.02	\$0.00	\$21,292.96	\$7,103.84	\$0.00	\$0.00	\$0.00	\$0.00	\$148,574.26	\$281,425.74
216001 Material de Limpieza	\$410,000.00	\$0.00	\$65,159.52	\$1,600.00	\$1,500.00	\$39,318.92	\$12,699.02	\$0.00	\$21,292.96	\$7,103.84	\$0.00	\$0.00	\$0.00	\$0.00	\$148,574.26	\$281,425.74
300000 SERVICIOS GENERALES	\$676,660.00	\$0.00	\$231,335.44	\$0.00	\$132,495.28	\$29,648.00	\$4,640.00	\$4,640.00	\$4,640.00	\$4,640.00	\$0.00	\$0.00	\$0.00	\$0.00	\$403,038.72	\$273,621.28
350000 Servicios de instalación, reparación, man	\$632,400.00	\$0.00	\$226,695.44	\$0.00	\$127,855.28	\$16,008.00	\$0.00	\$0.00	\$0.00	\$0.00	\$0.00	\$0.00	\$0.00	\$0.00	\$370,568.72	\$261,841.28
356000 Servicios de limpieza y manejo de desech	\$632,400.00	\$0.00	\$226,695.44	\$0.00	\$127,855.28	\$16,008.00	\$0.00	\$0.00	\$0.00	\$0.00	\$0.00	\$0.00	\$0.00	\$0.00	\$370,568.72	\$261,841.28
356001 Servicio de Limpieza y manejo de desechi	\$632,400.00	\$0.00	\$226,695.44	\$0.00	\$127,855.28	\$16,008.00	\$0.00	\$0.00	\$0.00	\$0.00	\$0.00	\$0.00	\$0.00	\$0.00	\$370,568.72	\$261,841.28
360000 Servicios de comunicación social y publi	\$44,260.00	\$0.00	\$4,640.00	\$0.00	\$4,640.00	\$4,640.00	\$4,640.00	\$4,640.00	\$4,640.00	\$4,640.00	\$0.00	\$0.00	\$0.00	\$0.00	\$32,480.00	\$11,780.00
363000 Servicios de creatividad, reproducción y F	\$44,260.00	\$0.00	\$4,640.00	\$0.00	\$4,640.00	\$4,640.00	\$4,640.00	\$4,640.00	\$4,640.00	\$4,640.00	\$0.00	\$0.00	\$0.00	\$0.00	\$32,480.00	\$11,780.00
363001 Servicios de creatividad, reproducción y F	\$44,260.00	\$0.00	\$4,640.00	\$0.00	\$4,640.00	\$4,640.00	\$4,640.00	\$4,640.00	\$4,640.00	\$4,640.00	\$0.00	\$0.00	\$0.00	\$0.00	\$32,480.00	\$11,780.00
400000 TRANSFERENCIAS, ASIGNACIONES	\$650,000.00	\$0.00	\$82,204.60	\$0.00	\$31,800.00	\$38,744.00	\$12,700.00	\$0.00	\$28,200.00	\$0.00	\$0.00	\$0.00	\$0.00	\$0.00	\$193,648.60	\$456,351.40
440000 Ayudas sociales	\$650,000.00	\$0.00	\$82,204.60	\$0.00	\$31,800.00	\$38,744.00	\$12,700.00	\$0.00	\$28,200.00	\$0.00	\$0.00	\$0.00	\$0.00	\$0.00	\$193,648.60	\$456,351.40
445000 Ayudas sociales a instituciones sin fines de	\$650,000.00	\$0.00	\$82,204.60	\$0.00	\$31,800.00	\$38,744.00	\$12,700.00	\$0.00	\$28,200.00	\$0.00	\$0.00	\$0.00	\$0.00	\$0.00	\$193,648.60	\$456,351.40
445003 Apoyo a Comunidades	\$650,000.00	\$0.00	\$82,204.60	\$0.00	\$31,800.00	\$38,744.00	\$12,700.00	\$0.00	\$28,200.00	\$0.00	\$0.00	\$0.00	\$0.00	\$0.00	\$193,648.60	\$456,351.40
<b>FONDO DE FISCALIZACION Y RECAU</b>	<b>\$1,736,660.00</b>	<b>\$0.00</b>	<b>\$378,699.56</b>	<b>\$1,600.00</b>	<b>\$1,665,785.28</b>	<b>\$98,710.92</b>	<b>\$30,039.02</b>	<b>\$4,840.00</b>	<b>\$54,132.96</b>	<b>\$11,743.84</b>	<b>\$0.00</b>	<b>\$0.00</b>	<b>\$0.00</b>	<b>\$0.00</b>	<b>\$745,261.58</b>	<b>\$981,398.42</b>
<b>1007 FONDO DE COMPENSACION</b>																
500000 BIENES MUEBLES, INMUEBLES E IN	\$836,000.00	\$0.00	\$0.00	\$0.00	\$0.00	\$0.00	\$0.00	\$0.00	\$0.00	\$0.00	\$0.00	\$0.00	\$0.00	\$0.00	\$0.00	\$836,000.00
540000 Vehículos y equipo de transporte	\$836,000.00	\$0.00	\$0.00	\$0.00	\$0.00	\$0.00	\$0.00	\$0.00	\$0.00	\$0.00	\$0.00	\$0.00	\$0.00	\$0.00	\$0.00	\$836,000.00
541000 Vehículos y equipo terrestre	\$836,000.00	\$0.00	\$0.00	\$0.00	\$0.00	\$0.00	\$0.00	\$0.00	\$0.00	\$0.00	\$0.00	\$0.00	\$0.00	\$0.00	\$0.00	\$836,000.00
541001 Vehículos y Equipo Terrestre	\$836,000.00	\$0.00	\$0.00	\$0.00	\$0.00	\$0.00	\$0.00	\$0.00	\$0.00	\$0.00	\$0.00	\$0.00	\$0.00	\$0.00	\$0.00	\$836,000.00
<b>FONDO DE COMPENSACION</b>	<b>\$836,000.00</b>	<b>\$0.00</b>	<b>\$0.00</b>	<b>\$0.00</b>	<b>\$0.00</b>	<b>\$0.00</b>	<b>\$0.00</b>	<b>\$0.00</b>	<b>\$0.00</b>	<b>\$0.00</b>	<b>\$0.00</b>	<b>\$0.00</b>	<b>\$0.00</b>	<b>\$0.00</b>	<b>\$0.00</b>	<b>\$836,000.00</b>
<b>1008 FEIEF</b>																
300000 SERVICIOS GENERALES	\$92,800.00	\$0.00	\$0.00	\$0.00	\$0.00	\$0.00	\$0.00	\$0.00	\$0.00	\$0.00	\$0.00	\$0.00	\$0.00	\$0.00	\$0.00	\$92,800.00





**MUNICIPIO DE TEOCOZAUTLA**  
**Estado de Hidalgo**  
**Análisis Mensual de Egresos Pagados por Fuente de Financiamiento al 30/sep./2023**  
(Cuentas con Movimientos)  
(Cifras en pesos y centavos)

Fecha y hora de impresión: 05/oct./2023 05:05 p. m.

Objeto del Gasto	Presupuesto Vigente	Ene												Total	Diferencia (Vigente - Total)		
		Feb	Mar	Abr	May	Jun	Jul	Ago	Sep	Oct	Nov	Dic					
<b>320000 Servicios de arrendamiento</b>	\$92,800.00	\$0.00	\$0.00	\$0.00	\$0.00	\$0.00	\$0.00	\$0.00	\$0.00	\$0.00	\$0.00	\$0.00	\$0.00	\$0.00	\$0.00	\$92,800.00	\$92,800.00
Arrendamiento de maquinaria, otros equip.	\$92,800.00	\$0.00	\$0.00	\$0.00	\$0.00	\$0.00	\$0.00	\$0.00	\$0.00	\$0.00	\$0.00	\$0.00	\$0.00	\$0.00	\$0.00	\$0.00	\$92,800.00
Arrendamiento de Maquinaria y Equipo	\$92,800.00	\$0.00	\$0.00	\$0.00	\$0.00	\$0.00	\$0.00	\$0.00	\$0.00	\$0.00	\$0.00	\$0.00	\$0.00	\$0.00	\$0.00	\$0.00	\$92,800.00
<b>FEIEF</b>	<b>\$92,800.00</b>	<b>\$0.00</b>	<b>\$0.00</b>	<b>\$0.00</b>	<b>\$0.00</b>	<b>\$0.00</b>	<b>\$0.00</b>	<b>\$0.00</b>	<b>\$0.00</b>	<b>\$0.00</b>	<b>\$0.00</b>	<b>\$0.00</b>	<b>\$0.00</b>	<b>\$0.00</b>	<b>\$0.00</b>	<b>\$0.00</b>	<b>\$92,800.00</b>
<b>200000 MATERIALES Y SUMINISTROS</b>	<b>\$77,000.00</b>	<b>\$0.00</b>	<b>\$0.00</b>	<b>\$0.00</b>	<b>\$17,864.00</b>	<b>\$0.00</b>	<b>\$4,609.84</b>	<b>\$0.00</b>	<b>\$0.00</b>	<b>\$0.00</b>	<b>\$0.00</b>	<b>\$0.00</b>	<b>\$0.00</b>	<b>\$0.00</b>	<b>\$0.00</b>	<b>\$0.00</b>	<b>\$37,365.92</b>
210000 Materiales de administración, emisión de	\$77,000.00	\$0.00	\$0.00	\$0.00	\$17,864.00	\$0.00	\$4,609.84	\$0.00	\$0.00	\$0.00	\$0.00	\$0.00	\$0.00	\$0.00	\$0.00	\$0.00	\$37,365.92
211000 Materiales, útiles y equipos menores de ofi	\$77,000.00	\$0.00	\$0.00	\$0.00	\$17,864.00	\$0.00	\$4,609.84	\$0.00	\$0.00	\$0.00	\$0.00	\$0.00	\$0.00	\$0.00	\$0.00	\$0.00	\$37,365.92
211001 Material de Oficina	\$77,000.00	\$0.00	\$0.00	\$0.00	\$17,864.00	\$0.00	\$4,609.84	\$0.00	\$0.00	\$0.00	\$0.00	\$0.00	\$0.00	\$0.00	\$0.00	\$0.00	\$37,365.92
<b>COMPENSACION SOBRE IMPUESTO,</b>	<b>\$77,000.00</b>	<b>\$0.00</b>	<b>\$0.00</b>	<b>\$0.00</b>	<b>\$17,864.00</b>	<b>\$0.00</b>	<b>\$4,609.84</b>	<b>\$0.00</b>	<b>\$0.00</b>	<b>\$0.00</b>	<b>\$0.00</b>	<b>\$0.00</b>	<b>\$0.00</b>	<b>\$0.00</b>	<b>\$0.00</b>	<b>\$0.00</b>	<b>\$37,365.92</b>
<b>200000 MATERIALES Y SUMINISTROS</b>	<b>\$305,000.00</b>	<b>\$10,200.00</b>	<b>\$218,059.61</b>	<b>\$139,293.57</b>	<b>\$141,946.80</b>	<b>\$4,330.00</b>	<b>\$0.00</b>	<b>\$0.00</b>	<b>\$0.00</b>	<b>\$0.00</b>	<b>\$0.00</b>	<b>\$0.00</b>	<b>\$0.00</b>	<b>\$0.00</b>	<b>\$0.00</b>	<b>\$0.00</b>	<b>\$854,722.25</b>
210000 Materiales de administración, emisión de	\$140,000.00	\$10,200.00	\$68,446.41	\$0.00	\$0.00	\$0.00	\$0.00	\$0.00	\$0.00	\$0.00	\$0.00	\$0.00	\$0.00	\$0.00	\$0.00	\$0.00	\$201,606.41
218000 Material de limpieza	\$140,000.00	\$10,200.00	\$68,446.41	\$0.00	\$0.00	\$0.00	\$0.00	\$0.00	\$0.00	\$0.00	\$0.00	\$0.00	\$0.00	\$0.00	\$0.00	\$0.00	\$201,606.41
216001 Material de Limpieza	\$140,000.00	\$10,200.00	\$68,446.41	\$0.00	\$0.00	\$0.00	\$0.00	\$0.00	\$0.00	\$0.00	\$0.00	\$0.00	\$0.00	\$0.00	\$0.00	\$0.00	\$201,606.41
220000 Alimentos y utensilios	\$30,000.00	\$0.00	\$4,590.00	\$0.00	\$0.00	\$4,330.00	\$0.00	\$4,720.00	\$0.00	\$0.00	\$0.00	\$0.00	\$0.00	\$0.00	\$0.00	\$0.00	\$27,540.00
222000 Productos alimenticios para animales	\$30,000.00	\$0.00	\$4,590.00	\$0.00	\$0.00	\$4,330.00	\$0.00	\$4,720.00	\$0.00	\$0.00	\$0.00	\$0.00	\$0.00	\$0.00	\$0.00	\$0.00	\$27,540.00
222001 Alimentación de Animales	\$30,000.00	\$0.00	\$4,590.00	\$0.00	\$0.00	\$4,330.00	\$0.00	\$4,720.00	\$0.00	\$0.00	\$0.00	\$0.00	\$0.00	\$0.00	\$0.00	\$0.00	\$27,540.00
250000 Productos químicos, farmacéuticos y de l	\$130,000.00	\$0.00	\$145,023.20	\$134,233.57	\$141,946.80	\$0.00	\$0.00	\$0.00	\$0.00	\$0.00	\$0.00	\$0.00	\$0.00	\$0.00	\$0.00	\$0.00	\$624,975.84
253001 Medicinas y productos farmacéuticos	\$130,000.00	\$0.00	\$145,023.20	\$134,233.57	\$141,946.80	\$0.00	\$0.00	\$0.00	\$0.00	\$0.00	\$0.00	\$0.00	\$0.00	\$0.00	\$0.00	\$0.00	\$624,975.84
253001 Medicinas y Productos Farmacéuticos	\$130,000.00	\$0.00	\$145,023.20	\$134,233.57	\$141,946.80	\$0.00	\$0.00	\$0.00	\$0.00	\$0.00	\$0.00	\$0.00	\$0.00	\$0.00	\$0.00	\$0.00	\$624,975.84
290000 Herramientas, refacciones y accesorios n	\$5,000.00	\$0.00	\$0.00	\$600.00	\$0.00	\$0.00	\$0.00	\$0.00	\$0.00	\$0.00	\$0.00	\$0.00	\$0.00	\$0.00	\$0.00	\$0.00	\$600.00
294000 Refacciones y accesorios menores de equ	\$5,000.00	\$0.00	\$0.00	\$600.00	\$0.00	\$0.00	\$0.00	\$0.00	\$0.00	\$0.00	\$0.00	\$0.00	\$0.00	\$0.00	\$0.00	\$0.00	\$600.00
294001 Refacciones y accesorios menores de equ	\$5,000.00	\$0.00	\$0.00	\$600.00	\$0.00	\$0.00	\$0.00	\$0.00	\$0.00	\$0.00	\$0.00	\$0.00	\$0.00	\$0.00	\$0.00	\$0.00	\$600.00
300000 SERVICIOS GENERALES	\$2,020,600.00	\$1,325.00	\$290,159.40	\$511,877.52	\$74,238.08	\$5,220.00	\$348,000.00	\$8,560.00	\$0.00	\$0.00	\$0.00	\$0.00	\$0.00	\$0.00	\$0.00	\$0.00	\$1,380,870.80
350000 Servicios de instalación, reparación, man	\$130,000.00	\$0.00	\$64,023.82	\$0.00	\$0.00	\$0.00	\$0.00	\$0.00	\$0.00	\$0.00	\$0.00	\$0.00	\$0.00	\$0.00	\$0.00	\$0.00	\$186,193.82
358000 Servicios de limpieza y manejo de desech	\$130,000.00	\$0.00	\$64,023.82	\$0.00	\$0.00	\$0.00	\$0.00	\$0.00	\$0.00	\$0.00	\$0.00	\$0.00	\$0.00	\$0.00	\$0.00	\$0.00	\$186,193.82
358001 Servicio de Limpieza y manejo de desech	\$130,000.00	\$0.00	\$64,023.82	\$0.00	\$0.00	\$0.00	\$0.00	\$0.00	\$0.00	\$0.00	\$0.00	\$0.00	\$0.00	\$0.00	\$0.00	\$0.00	\$186,193.82
380000 Servicios oficiales	\$1,890,600.00	\$1,325.00	\$447,853.70	\$71,658.80	\$74,238.08	\$5,220.00	\$348,000.00	\$8,560.00	\$0.00	\$0.00	\$0.00	\$0.00	\$0.00	\$0.00	\$0.00	\$0.00	\$1,194,676.98
382000 Gastos de orden social y cultural	\$1,890,600.00	\$1,325.00	\$447,853.70	\$71,658.80	\$74,238.08	\$5,220.00	\$348,000.00	\$8,560.00	\$0.00	\$0.00	\$0.00	\$0.00	\$0.00	\$0.00	\$0.00	\$0.00	\$1,194,676.98
382001 Gastos de orden social	\$1,890,600.00	\$1,325.00	\$447,853.70	\$71,658.80	\$74,238.08	\$5,220.00	\$348,000.00	\$8,560.00	\$0.00	\$0.00	\$0.00	\$0.00	\$0.00	\$0.00	\$0.00	\$0.00	\$1,194,676.98
500000 BIENES MUEBLES, INMUEBLES E IN	\$20,000.00	\$5,790.00	\$38,222.15	\$17,550.00	\$29,000.00	\$0.00	\$9,744.00	\$75,000.00	\$0.00	\$0.00	\$0.00	\$0.00	\$0.00	\$0.00	\$0.00	\$0.00	\$184,306.15
510000 Mobiliario y equipo de administración	\$400,000.00	\$5,790.00	\$38,222.15	\$17,550.00	\$29,000.00	\$0.00	\$9,744.00	\$75,000.00	\$0.00	\$0.00	\$0.00	\$0.00	\$0.00	\$0.00	\$0.00	\$0.00	\$137,256.15
511000 Muebles de oficina y estantería	\$300,000.00	\$5,790.00	\$1,300.00	\$0.00	\$0.00	\$0.00	\$2,204.00	\$0.00	\$0.00	\$0.00	\$0.00	\$0.00	\$0.00	\$0.00	\$0.00	\$0.00	\$9,294.00
511001 Muebles de oficina y estantería	\$300,000.00	\$5,790.00	\$1,300.00	\$0.00	\$0.00	\$0.00	\$2,204.00	\$0.00	\$0.00	\$0.00	\$0.00	\$0.00	\$0.00	\$0.00	\$0.00	\$0.00	\$9,294.00
515000 Equipo de cómputo y de tecnología de la i	\$100,000.00	\$0.00	\$36,922.15	\$0.00	\$29,000.00	\$0.00	\$7,540.00	\$0.00	\$0.00	\$0.00	\$0.00	\$0.00	\$0.00	\$0.00	\$0.00	\$0.00	\$127,962.15



**Analitico Mensual de Egresos Pagados por Fuente de Financiamiento al 30/sep./2023**

(Cifras en pesos y centavos)

Fecha y hora de impresión | 05/oct/2023  
 05:05 p. m.

Objeto del Gasto	Presupuesto Vigente	Ene	Feb	Mar	Abr	May	Jun	Jul	Ago	Sep	Oct	Nov	Dic	Total	Diferencia (Vigente - Total)
<b>515001 Bienes informáticos</b>	\$100,000.00	\$0.00	\$36,922.15	\$0.00	\$0.00	\$29,000.00	\$0.00	\$7,540.00	\$4,500.00	\$0.00	\$0.00	\$0.00	\$0.00	\$127,962.15	-\$27,962.15
<b>520000 Mobiliario y equipo educacional y recreat</b>	\$100,000.00	\$0.00	\$0.00	\$0.00	\$0.00	\$0.00	\$0.00	\$0.00	\$0.00	\$0.00	\$0.00	\$0.00	\$0.00	\$0.00	\$100,000.00
<b>521000 Equipos y aparatos audiovisuales</b>	\$100,000.00	\$0.00	\$0.00	\$0.00	\$0.00	\$0.00	\$0.00	\$0.00	\$0.00	\$0.00	\$0.00	\$0.00	\$0.00	\$0.00	\$100,000.00
<b>521001 Equipos y aparatos audiovisuales</b>	\$100,000.00	\$0.00	\$0.00	\$0.00	\$0.00	\$0.00	\$0.00	\$0.00	\$0.00	\$0.00	\$0.00	\$0.00	\$0.00	\$0.00	\$100,000.00
<b>560000 Maquinaria, otros equipos y herramientas</b>	\$20,000.00	\$0.00	\$0.00	\$17,550.00	\$9,000.00	\$0.00	\$0.00	\$0.00	\$20,500.00	\$0.00	\$0.00	\$0.00	\$0.00	\$47,050.00	-\$27,050.00
<b>567000 Herramientas y máquinas-herramientas</b>	\$20,000.00	\$0.00	\$0.00	\$17,550.00	\$9,000.00	\$0.00	\$0.00	\$0.00	\$20,500.00	\$0.00	\$0.00	\$0.00	\$0.00	\$47,050.00	-\$27,050.00
<b>567001 Herramientas y Máquinas-Herramientas</b>	\$20,000.00	\$0.00	\$0.00	\$17,550.00	\$9,000.00	\$0.00	\$0.00	\$0.00	\$20,500.00	\$0.00	\$0.00	\$0.00	\$0.00	\$47,050.00	-\$27,050.00
<b>ISR PARTICIPABLE</b>	\$2,845,600.00	\$17,315.00	\$508,771.95	\$747,487.13	\$219,952.37	\$245,184.38	\$9,550.00	\$387,744.00	\$88,280.00	\$225,613.37	\$0.00	\$0.00	\$0.00	\$2,419,895.20	\$425,700.80
<b>600000 INVERSION PUBLICA</b>	\$32,547,323.00	\$0.00	\$0.00	\$0.00	\$0.00	\$0.00	\$0.00	\$2,874,216.33	\$2,820,159.63	\$2,557,670.13	\$0.00	\$0.00	\$0.00	\$8,252,046.09	\$24,295,276.91
<b>610000 Obra pública en bienes de dominio público</b>	\$32,547,323.00	\$0.00	\$0.00	\$0.00	\$0.00	\$0.00	\$0.00	\$2,874,216.33	\$2,820,159.63	\$2,557,670.13	\$0.00	\$0.00	\$0.00	\$8,252,046.09	\$24,295,276.91
<b>612000 Edificación no habitacional</b>	\$15,929,261.13	\$0.00	\$0.00	\$0.00	\$0.00	\$0.00	\$0.00	\$0.00	\$0.00	\$190,251.16	\$0.00	\$0.00	\$0.00	\$190,251.16	\$15,739,009.97
<b>612001 Edificación no habitacional</b>	\$15,439,009.97	\$0.00	\$0.00	\$0.00	\$0.00	\$0.00	\$0.00	\$0.00	\$0.00	\$190,251.16	\$0.00	\$0.00	\$0.00	\$190,251.16	\$15,439,009.97
<b>612025 2023/FAISM059014 CONSTRUCCION D</b>	\$190,251.16	\$0.00	\$0.00	\$0.00	\$0.00	\$0.00	\$0.00	\$0.00	\$0.00	\$190,251.16	\$0.00	\$0.00	\$0.00	\$190,251.16	\$0.00
<b>612026 2023/FAISM059040 CONSTRUCCION DE</b>	\$300,000.00	\$0.00	\$0.00	\$0.00	\$0.00	\$0.00	\$0.00	\$0.00	\$0.00	\$0.00	\$0.00	\$0.00	\$0.00	\$0.00	\$300,000.00
<b>613000 Construcción de obras para el abastecimie</b>	\$2,344,831.17	\$0.00	\$0.00	\$0.00	\$0.00	\$0.00	\$0.00	\$200,802.02	\$647,246.95	\$0.00	\$0.00	\$0.00	\$0.00	\$848,048.97	\$300,000.00
<b>613148 2023/FAISM059012 CONST. LINEA DE C</b>	\$252,039.87	\$0.00	\$0.00	\$0.00	\$0.00	\$0.00	\$0.00	\$0.00	\$252,039.87	\$0.00	\$0.00	\$0.00	\$0.00	\$252,039.87	\$0.00
<b>613149 2023/FAISM059019 CONST. LINEA DE DI</b>	\$395,207.08	\$0.00	\$0.00	\$0.00	\$0.00	\$0.00	\$0.00	\$0.00	\$395,207.08	\$0.00	\$0.00	\$0.00	\$0.00	\$395,207.08	\$0.00
<b>613150 2023/FAISM059022 REHAB. RED AGUA I</b>	\$200,802.02	\$0.00	\$0.00	\$0.00	\$0.00	\$0.00	\$0.00	\$200,802.02	\$0.00	\$0.00	\$0.00	\$0.00	\$0.00	\$200,802.02	\$0.00
<b>613151 2023/FAISM059023 CONST. LINEA DE DI</b>	\$226,110.88	\$0.00	\$0.00	\$0.00	\$0.00	\$0.00	\$0.00	\$0.00	\$0.00	\$0.00	\$0.00	\$0.00	\$0.00	\$0.00	\$226,110.88
<b>613152 2023/FAISM059026 REHAB. LINEA DE A</b>	\$163,056.45	\$0.00	\$0.00	\$0.00	\$0.00	\$0.00	\$0.00	\$0.00	\$0.00	\$0.00	\$0.00	\$0.00	\$0.00	\$0.00	\$163,056.45
<b>613153 2023/FAISM059038 REHAB. LINEA DE A</b>	\$288,542.99	\$0.00	\$0.00	\$0.00	\$0.00	\$0.00	\$0.00	\$0.00	\$0.00	\$0.00	\$0.00	\$0.00	\$0.00	\$0.00	\$288,542.99
<b>613154 2023/FAISM059041 REHAB. DE LINEA DI</b>	\$311,892.98	\$0.00	\$0.00	\$0.00	\$0.00	\$0.00	\$0.00	\$0.00	\$0.00	\$0.00	\$0.00	\$0.00	\$0.00	\$0.00	\$311,892.98
<b>613155 2023/FAISM059042 LINEA DE CONDUCC</b>	\$507,178.90	\$0.00	\$0.00	\$0.00	\$0.00	\$0.00	\$0.00	\$0.00	\$0.00	\$0.00	\$0.00	\$0.00	\$0.00	\$0.00	\$507,178.90
<b>614000 División de terrenos y construcción de obr</b>	\$605,630.02	\$0.00	\$0.00	\$0.00	\$0.00	\$0.00	\$0.00	\$0.00	\$0.00	\$0.00	\$0.00	\$0.00	\$0.00	\$0.00	\$605,630.02
<b>614040 2023/FAISM059015 REHAB. DRENAJE S</b>	\$139,561.24	\$0.00	\$0.00	\$0.00	\$0.00	\$0.00	\$0.00	\$0.00	\$0.00	\$0.00	\$0.00	\$0.00	\$0.00	\$0.00	\$139,561.24
<b>614041 2023/FAISM059027 REHAB. DE DRENAJ</b>	\$468,068.78	\$0.00	\$0.00	\$0.00	\$0.00	\$0.00	\$0.00	\$0.00	\$0.00	\$0.00	\$0.00	\$0.00	\$0.00	\$0.00	\$468,068.78
<b>615000 Construcción de vías de comunicación</b>	\$12,356,730.02	\$0.00	\$0.00	\$0.00	\$0.00	\$0.00	\$0.00	\$2,874,216.33	\$2,619,357.61	\$955,283.41	\$0.00	\$0.00	\$0.00	\$464,460.91	\$141,169.11
<b>615166 2023/FAISM059001 CONSTRUCCION DE</b>	\$1,250,000.00	\$0.00	\$0.00	\$0.00	\$0.00	\$0.00	\$0.00	\$0.00	\$0.00	\$0.00	\$0.00	\$0.00	\$0.00	\$0.00	\$1,250,000.00
<b>615167 2023/FAISM059002 CONST. DE EMPEDR</b>	\$530,000.00	\$0.00	\$0.00	\$0.00	\$0.00	\$0.00	\$0.00	\$735,441.48	\$514,568.52	\$0.00	\$0.00	\$0.00	\$0.00	\$1,249,999.99	\$719,999.99
<b>615168 2023/FAISM059003 CONST. DE CALLE C</b>	\$350,565.08	\$0.00	\$0.00	\$0.00	\$0.00	\$0.00	\$0.00	\$350,000.00	\$0.00	\$0.00	\$0.00	\$0.00	\$0.00	\$350,000.00	\$0.00
<b>615169 2023/FAISM059004 CONST. DE EMPEDR</b>	\$300,016.18	\$0.00	\$0.00	\$0.00	\$0.00	\$0.00	\$0.00	\$350,965.08	\$0.00	\$0.00	\$0.00	\$0.00	\$0.00	\$350,965.08	\$0.00
<b>615170 2023/FAISM059005 EMPEDRADO AHOG.</b>	\$1,000,000.00	\$0.00	\$0.00	\$0.00	\$0.00	\$0.00	\$0.00	\$300,016.18	\$0.00	\$0.00	\$0.00	\$0.00	\$0.00	\$300,016.18	\$0.00
<b>615171 2023/FAISM059006 EMPEDRADO AHOG.</b>	\$1,000,000.00	\$0.00	\$0.00	\$0.00	\$0.00	\$0.00	\$0.00	\$0.00	\$0.00	\$0.00	\$0.00	\$0.00	\$0.00	\$0.00	\$1,000,000.00
<b>615172 2023/FAISM059007 CONST. DE EMPEDR</b>	\$276,375.97	\$0.00	\$0.00	\$0.00	\$0.00	\$0.00	\$0.00	\$276,375.97	\$0.00	\$0.00	\$0.00	\$0.00	\$0.00	\$276,375.97	\$0.00
<b>615173 2023/FAISM059008 EMPEDRADO AHOG.</b>	\$530,000.00	\$0.00	\$0.00	\$0.00	\$0.00	\$0.00	\$0.00	\$630,000.00	\$0.00	\$0.00	\$0.00	\$0.00	\$0.00	\$630,000.00	\$0.00
<b>615174 2023/FAISM059009 EMPEDRADO DE CA</b>	\$151,817.62	\$0.00	\$0.00	\$0.00	\$0.00	\$0.00	\$0.00	\$151,817.62	\$0.00	\$0.00	\$0.00	\$0.00	\$0.00	\$151,817.62	\$0.00
<b>615175 2023/FAISM059011 CONSTRUCCION DE</b>	\$250,522.75	\$0.00	\$0.00	\$0.00	\$0.00	\$0.00	\$0.00	\$0.00	\$250,522.75	\$0.00	\$0.00	\$0.00	\$0.00	\$250,522.75	\$0.00





MUNICIPIO DE TECOZAUTLA  
Estado de Hidalgo  
Análisis Mensual de Egresos Pagados por Fuente de Financiamiento al 30/sep./2023  
(Cuentas con Movimientos)  
(Cifras en pesos y centavos)

Fecha y hora de impresión | 05/oct./2023 | 05:05 p. m.

Utr: SUPERVISOR  
Rep: rptAnaliticoPresupuestoEgresos\_FF

Objeto del Gasto	Presupuesto Vigente	Ene	Feb	Mar	Abr	May	Jun	Jul	Ago	Sep	Oct	Nov	Dic	Total	Diferencia (Vigente - Total)
<b>INFRAESTRUCTURA</b>	<b>\$32,547,323.00</b>	<b>\$0.00</b>	<b>\$0.00</b>	<b>\$0.00</b>	<b>\$0.00</b>	<b>\$0.00</b>	<b>\$0.00</b>	<b>\$0.00</b>	<b>\$0.00</b>	<b>\$0.00</b>	<b>\$0.00</b>	<b>\$0.00</b>	<b>\$0.00</b>	<b>\$0.00</b>	<b>\$0.00</b>
<b>100000 SERVICIOS PERSONALES</b>	<b>\$9,661,808.00</b>	<b>\$575,423.00</b>	<b>\$582,384.00</b>	<b>\$578,548.00</b>	<b>\$585,887.00</b>	<b>\$622,087.00</b>	<b>\$582,641.00</b>	<b>\$589,128.00</b>	<b>\$623,023.00</b>	<b>\$641,718.00</b>	<b>\$0.00</b>	<b>\$0.00</b>	<b>\$0.00</b>	<b>\$5,580,840.00</b>	<b>\$4,080,968.00</b>
113000 Remuneraciones al personal de carácter	\$7,276,808.00	\$495,923.00	\$486,484.00	\$529,449.00	\$477,087.00	\$477,087.00	\$499,541.00	\$502,128.00	\$529,123.00	\$556,618.00	\$0.00	\$0.00	\$0.00	\$4,563,440.00	\$2,713,368.00
113001 Sueldos base al personal permanente	\$7,276,808.00	\$495,923.00	\$486,484.00	\$529,449.00	\$477,087.00	\$477,087.00	\$499,541.00	\$502,128.00	\$529,123.00	\$556,618.00	\$0.00	\$0.00	\$0.00	\$4,563,440.00	\$2,713,368.00
130000 Remuneraciones adicionales y especiales:	\$1,850,000.00	\$0.00	\$600.00	\$5,000.00	\$34,100.00	\$89,300.00	\$5,500.00	\$5,000.00	\$193,700.00	\$0.00	\$0.00	\$0.00	\$0.00	\$313,100.00	\$1,536,900.00
132000 Primas de vacaciones, dominical y gratific	\$1,350,000.00	\$0.00	\$0.00	\$0.00	\$0.00	\$0.00	\$0.00	\$0.00	\$0.00	\$0.00	\$0.00	\$0.00	\$0.00	\$0.00	\$1,350,000.00
132001 Prima de Vacaciones y Dominical	\$250,000.00	\$0.00	\$0.00	\$0.00	\$0.00	\$0.00	\$0.00	\$0.00	\$0.00	\$0.00	\$0.00	\$0.00	\$0.00	\$0.00	\$250,000.00
132002 Gratificación Anual	\$1,100,000.00	\$0.00	\$0.00	\$0.00	\$0.00	\$0.00	\$0.00	\$0.00	\$0.00	\$0.00	\$0.00	\$0.00	\$0.00	\$0.00	\$1,100,000.00
133000 Horas extraordinarias	\$500,000.00	\$0.00	\$600.00	\$5,000.00	\$34,100.00	\$89,300.00	\$5,500.00	\$5,000.00	\$193,700.00	\$0.00	\$0.00	\$0.00	\$0.00	\$313,100.00	\$186,900.00
133001 Horas extras	\$500,000.00	\$0.00	\$600.00	\$5,000.00	\$34,100.00	\$89,300.00	\$5,500.00	\$5,000.00	\$193,700.00	\$0.00	\$0.00	\$0.00	\$0.00	\$313,100.00	\$186,900.00
150000 Otras prestaciones sociales y económica	\$635,000.00	\$79,500.00	\$85,400.00	\$44,100.00	\$74,700.00	\$75,700.00	\$77,600.00	\$82,000.00	\$100,200.00	\$85,100.00	\$0.00	\$0.00	\$0.00	\$704,300.00	-\$169,300.00
155000 Apoyos a la capacitación de los servidores	\$30,000.00	\$0.00	\$0.00	\$0.00	\$0.00	\$0.00	\$0.00	\$0.00	\$0.00	\$0.00	\$0.00	\$0.00	\$0.00	\$0.00	\$30,000.00






Ukr: SUPERVISOR  
Rep: rptAnaliticoPresupuestoEgresos\_FF

Municipio de Tecozautla  
Estado de Hidalgo  
Analítico Mensual de Egresos Pagados por Fuente de Financiamiento al 30/sep./2023  
(Cifras en pesos y centavos)

Fecha y hora de impresión: 05/oct./2023 05:05 p. m.

Objeto del Gasto	Presupuesto Vigente	Ene	Feb	Mar	Abr	May	Jun	Jul	ago	Sep	Oct	Nov	Dic	Total	Diferencia (Vigente - Total)	
1550001 Apoyos a la capacitación de los servidores	\$30,000.00	\$0.00	\$0.00	\$0.00	\$0.00	\$0.00	\$0.00	\$0.00	\$0.00	\$0.00	\$0.00	\$0.00	\$0.00	\$0.00	\$0.00	\$30,000.00
1590000 Otras prestaciones sociales y económicas	\$505,000.00	\$79,500.00	\$85,400.00	\$44,100.00	\$74,700.00	\$75,700.00	\$77,600.00	\$82,000.00	\$100,200.00	\$65,100.00	\$0.00	\$0.00	\$0.00	\$704,300.00	-\$199,300.00	
1590002 Otras Prestaciones	\$505,000.00	\$79,500.00	\$85,400.00	\$44,100.00	\$74,700.00	\$75,700.00	\$77,600.00	\$82,000.00	\$100,200.00	\$65,100.00	\$0.00	\$0.00	\$0.00	\$704,300.00	-\$199,300.00	
<b>2000000 MATERIALES Y SUMINISTROS</b>	<b>\$6,274,115.65</b>	<b>\$525,455.40</b>	<b>\$676,966.35</b>	<b>\$575,064.86</b>	<b>\$1,072,617.69</b>	<b>\$1,142,033.95</b>	<b>\$1,142,033.95</b>	<b>\$234,697.00</b>	<b>\$1,583,963.74</b>	<b>\$241,372.34</b>	<b>\$0.00</b>	<b>\$0.00</b>	<b>\$0.00</b>	<b>\$6,248,334.03</b>	<b>\$25,781.62</b>	
210000 Materiales de administración, emisión de	\$405,000.00	\$0.00	\$17,864.00	\$60,603.21	\$0.00	\$0.00	\$146,780.47	\$0.00	\$20,000.00	\$36,597.42	\$0.00	\$0.00	\$0.00	\$281,845.10	\$123,154.90	
211000 Materiales, útiles y equipos menores de ofi	\$130,000.00	\$0.00	\$17,864.00	\$60,603.21	\$0.00	\$0.00	\$52,167.52	\$0.00	\$0.00	\$36,597.42	\$0.00	\$0.00	\$0.00	\$167,232.15	-\$37,232.15	
211001 Material de Oficina	\$130,000.00	\$0.00	\$17,864.00	\$60,603.21	\$0.00	\$0.00	\$52,167.52	\$0.00	\$0.00	\$36,597.42	\$0.00	\$0.00	\$0.00	\$167,232.15	-\$37,232.15	
212000 Materiales y útiles de impresión y reproduc	\$140,000.00	\$0.00	\$0.00	\$0.00	\$0.00	\$0.00	\$0.00	\$0.00	\$20,000.00	\$0.00	\$0.00	\$0.00	\$0.00	\$114,612.95	\$25,387.05	
212001 Materiales y Útiles de Impresión	\$140,000.00	\$0.00	\$0.00	\$0.00	\$0.00	\$0.00	\$0.00	\$0.00	\$20,000.00	\$0.00	\$0.00	\$0.00	\$0.00	\$114,612.95	\$25,387.05	
216000 Material de limpieza	\$130,000.00	\$0.00	\$0.00	\$0.00	\$0.00	\$0.00	\$94,612.95	\$0.00	\$0.00	\$0.00	\$0.00	\$0.00	\$0.00	\$0.00	\$130,000.00	\$0.00
216001 Material de Limpieza	\$130,000.00	\$0.00	\$0.00	\$0.00	\$0.00	\$0.00	\$94,612.95	\$0.00	\$0.00	\$0.00	\$0.00	\$0.00	\$0.00	\$0.00	\$130,000.00	\$0.00
218000 Materiales para el registro e identificación	\$5,000.00	\$0.00	\$0.00	\$0.00	\$0.00	\$0.00	\$0.00	\$0.00	\$0.00	\$0.00	\$0.00	\$0.00	\$0.00	\$0.00	\$5,000.00	\$0.00
218001 Placas de circulación vehicular	\$5,000.00	\$0.00	\$0.00	\$0.00	\$0.00	\$0.00	\$0.00	\$0.00	\$0.00	\$0.00	\$0.00	\$0.00	\$0.00	\$0.00	\$5,000.00	\$0.00
240000 Materiales y artículos de construcción y c	\$1,746,715.65	\$467,822.54	\$286,904.60	\$370,118.20	\$98,252.00	\$196,182.20	\$497,491.85	\$234,697.00	\$264,693.44	\$193,474.92	\$0.00	\$0.00	\$0.00	\$2,609,616.75	-\$862,901.10	
246000 Material eléctrico y electrónico	\$1,696,715.65	\$467,822.54	\$286,904.60	\$370,362.20	\$170,862.20	\$170,862.20	\$497,491.85	\$234,697.00	\$264,693.44	\$193,474.92	\$0.00	\$0.00	\$0.00	\$2,402,308.75	-\$705,563.10	
246001 Material Eléctrico	\$1,696,715.65	\$467,822.54	\$286,904.60	\$370,362.20	\$170,862.20	\$170,862.20	\$497,491.85	\$234,697.00	\$264,693.44	\$193,474.92	\$0.00	\$0.00	\$0.00	\$2,402,308.75	-\$705,563.10	
249001 Otros materiales y artículos de construcción	\$50,000.00	\$0.00	\$0.00	\$0.00	\$98,252.00	\$25,300.00	\$0.00	\$0.00	\$0.00	\$0.00	\$0.00	\$0.00	\$0.00	\$207,308.00	-\$157,308.00	
260000 Combustibles, lubricantes y aditivos	\$3,872,400.00	\$57,632.86	\$372,198.25	\$144,343.45	\$974,365.69	\$0.00	\$497,761.63	\$0.00	\$1,299,270.30	\$11,300.00	\$0.00	\$0.00	\$0.00	\$3,356,872.18	\$515,527.82	
261000 Combustibles y lubricantes y aditivos	\$3,872,400.00	\$57,632.86	\$372,198.25	\$144,343.45	\$974,365.69	\$0.00	\$497,761.63	\$0.00	\$1,299,270.30	\$11,300.00	\$0.00	\$0.00	\$0.00	\$3,356,872.18	\$515,527.82	
261001 Combustibles y Lubricantes vehículos y eq	\$3,872,400.00	\$57,632.86	\$372,198.25	\$144,343.45	\$974,365.69	\$0.00	\$497,761.63	\$0.00	\$1,299,270.30	\$11,300.00	\$0.00	\$0.00	\$0.00	\$3,356,872.18	\$515,527.82	
270000 Vestuario, blancos, prendas de protección	\$150,000.00	\$0.00	\$0.00	\$0.00	\$0.00	\$0.00	\$0.00	\$0.00	\$0.00	\$0.00	\$0.00	\$0.00	\$0.00	\$0.00	\$150,000.00	\$0.00
271000 Vestuario y uniformes	\$150,000.00	\$0.00	\$0.00	\$0.00	\$0.00	\$0.00	\$0.00	\$0.00	\$0.00	\$0.00	\$0.00	\$0.00	\$0.00	\$0.00	\$150,000.00	\$0.00
271001 Vestuario, Uniformes	\$150,000.00	\$0.00	\$0.00	\$0.00	\$0.00	\$0.00	\$0.00	\$0.00	\$0.00	\$0.00	\$0.00	\$0.00	\$0.00	\$0.00	\$150,000.00	\$0.00
280000 Materiales y suministros para seguridad	\$100,000.00	\$0.00	\$0.00	\$0.00	\$0.00	\$0.00	\$0.00	\$0.00	\$0.00	\$0.00	\$0.00	\$0.00	\$0.00	\$0.00	\$100,000.00	\$0.00
282000 Materiales de seguridad pública	\$100,000.00	\$0.00	\$0.00	\$0.00	\$0.00	\$0.00	\$0.00	\$0.00	\$0.00	\$0.00	\$0.00	\$0.00	\$0.00	\$0.00	\$100,000.00	\$0.00
282001 Materiales de Seguridad Pública	\$100,000.00	\$0.00	\$0.00	\$0.00	\$0.00	\$0.00	\$0.00	\$0.00	\$0.00	\$0.00	\$0.00	\$0.00	\$0.00	\$0.00	\$100,000.00	\$0.00
<b>3000000 SERVICIOS GENERALES</b>	<b>\$12,350,000.00</b>	<b>\$974,904.73</b>	<b>\$995,223.10</b>	<b>\$1,054,667.27</b>	<b>\$422,448.18</b>	<b>\$1,700,436.22</b>	<b>\$903,195.00</b>	<b>\$1,112,762.76</b>	<b>\$320,699.20</b>	<b>\$6,512,996.95</b>	<b>\$0.00</b>	<b>\$0.00</b>	<b>\$0.00</b>	<b>\$6,512,996.95</b>	<b>\$3,837,003.05</b>	
310000 Servicios básicos	\$11,000,000.00	\$848,647.09	\$817,128.00	\$905,155.76	\$840,210.00	\$249,446.44	\$1,500,364.55	\$903,195.00	\$925,934.57	\$254,069.00	\$0.00	\$0.00	\$0.00	\$7,144,150.41	\$3,855,849.59	
311000 Energía eléctrica	\$11,000,000.00	\$848,647.09	\$817,128.00	\$905,155.76	\$840,210.00	\$249,446.44	\$1,500,364.55	\$903,195.00	\$925,934.57	\$254,069.00	\$0.00	\$0.00	\$0.00	\$7,144,150.41	\$3,855,849.59	
311001 Servicio de Energía Eléctrica	\$11,000,000.00	\$848,647.09	\$817,128.00	\$905,155.76	\$840,210.00	\$249,446.44	\$1,500,364.55	\$903,195.00	\$925,934.57	\$254,069.00	\$0.00	\$0.00	\$0.00	\$7,144,150.41	\$3,855,849.59	
330000 Servicios profesionales, científicos, técni	\$50,000.00	\$3,327.80	\$17,900.01	\$6,287.20	\$10,736.96	\$0.00	\$0.00	\$0.00	\$16,288.00	\$363.00	\$0.00	\$0.00	\$0.00	\$54,902.97	-\$4,902.97	
337000 Servicios de protección y seguridad	\$50,000.00	\$3,327.80	\$17,900.01	\$6,287.20	\$10,736.96	\$0.00	\$0.00	\$0.00	\$16,288.00	\$363.00	\$0.00	\$0.00	\$0.00	\$54,902.97	-\$4,902.97	
337001 Servicios de protección y seguridad	\$50,000.00	\$3,327.80	\$17,900.01	\$6,287.20	\$10,736.96	\$0.00	\$0.00	\$0.00	\$16,288.00	\$363.00	\$0.00	\$0.00	\$0.00	\$54,902.97	-\$4,902.97	
350000 Servicios de instalación, reparación, man	\$800,000.00	\$122,929.84	\$160,195.09	\$253,224.31	\$167,711.53	\$173,001.74	\$200,073.67	\$0.00	\$170,540.19	\$66,267.20	\$0.00	\$0.00	\$0.00	\$1,313,943.57	-\$513,943.57	
355000 Reparación y mantenimiento de equipo de	\$800,000.00	\$122,929.84	\$160,195.09	\$253,224.31	\$167,711.53	\$173,001.74	\$200,073.67	\$0.00	\$170,540.19	\$66,267.20	\$0.00	\$0.00	\$0.00	\$1,313,943.57	-\$513,943.57	
355001 Mantenimiento de Vehículos	\$800,000.00	\$122,929.84	\$160,195.09	\$253,224.31	\$167,711.53	\$173,001.74	\$200,073.67	\$0.00	\$170,540.19	\$66,267.20	\$0.00	\$0.00	\$0.00	\$1,313,943.57	-\$513,943.57	
390000 Otros servicios generales	\$500,000.00	\$0.00	\$0.00	\$0.00	\$0.00	\$0.00	\$0.00	\$0.00	\$0.00	\$0.00	\$0.00	\$0.00	\$0.00	\$0.00	\$500,000.00	\$0.00
398000 Impuesto sobre nóminas y otros que se de	\$500,000.00	\$0.00	\$0.00	\$0.00	\$0.00	\$0.00	\$0.00	\$0.00	\$0.00	\$0.00	\$0.00	\$0.00	\$0.00	\$0.00	\$500,000.00	\$0.00
398001 Impuesto sobre nóminas y otros que se de	\$500,000.00	\$0.00	\$0.00	\$0.00	\$0.00	\$0.00	\$0.00	\$0.00	\$0.00	\$0.00	\$0.00	\$0.00	\$0.00	\$0.00	\$500,000.00	\$0.00



**MUNICIPIO DE TECOZAUTLA**  
**Estado de Hidalgo**  
**Analfítico Mensual de Egresos Pagados por Fuente de Financiamiento al 30/sep./2023**  
(Cuentas con Movimientos)  
(Cifras en pesos y centavos)

Fecha y hora de impresión | 05/oct./2023 | 05:05 p. m.

Objeto del Gasto	Presupuesto Vigente	Ene	Feb	Mar	Abr	May	Jun	Jul	Ago	Sep	Oct	Nov	Dic	Total	Diferencia (Vigente - total)
<b>400000 TRANSFERENCIAS, ASIGNACIONES</b>	<b>\$1,400,000.00</b>	<b>\$45,337.12</b>	<b>\$56,850.00</b>	<b>\$148,446.78</b>	<b>\$354,600.39</b>	<b>\$183,089.72</b>	<b>\$222,964.99</b>	<b>\$38,280.00</b>	<b>\$276,362.81</b>	<b>\$111,690.50</b>	<b>\$0.00</b>	<b>\$0.00</b>	<b>\$0.00</b>	<b>\$1,437,622.31</b>	<b>-\$37,622.31</b>
441000 Ayudas sociales	\$1,400,000.00	\$45,337.12	\$56,850.00	\$148,446.78	\$354,600.39	\$183,089.72	\$222,964.99	\$38,280.00	\$276,362.81	\$111,690.50	\$0.00	\$0.00	\$0.00	\$1,437,622.31	-\$37,622.31
441000 Ayudas sociales a personas	\$600,000.00	\$45,337.12	\$56,850.00	\$23,289.68	\$143,215.26	\$30,000.00	\$0.00	\$0.00	\$167,066.81	\$0.00	\$0.00	\$0.00	\$0.00	\$465,766.77	\$134,241.23
441001 Ayudas sociales a personas	\$600,000.00	\$45,337.12	\$56,850.00	\$23,289.68	\$143,215.26	\$30,000.00	\$0.00	\$0.00	\$167,066.81	\$0.00	\$0.00	\$0.00	\$0.00	\$465,766.77	\$134,241.23
445000 Ayudas sociales a instituciones sin fines de	\$800,000.00	\$0.00	\$0.00	\$125,157.20	\$211,385.13	\$153,089.72	\$222,964.99	\$38,280.00	\$109,296.00	\$111,690.50	\$0.00	\$0.00	\$0.00	\$871,863.54	-\$171,863.54
445003 Apoyo a Comunidades	\$800,000.00	\$0.00	\$0.00	\$125,157.20	\$211,385.13	\$153,089.72	\$222,964.99	\$38,280.00	\$109,296.00	\$111,690.50	\$0.00	\$0.00	\$0.00	\$871,863.54	-\$171,863.54
<b>FORTAMUN DF</b>	<b>\$29,685,923.65</b>	<b>\$2,121,120.25</b>	<b>\$2,311,423.95</b>	<b>\$2,366,727.91</b>	<b>\$3,031,763.37</b>	<b>\$1,423,787.10</b>	<b>\$3,648,078.16</b>	<b>\$1,765,300.00</b>	<b>\$3,796,112.31</b>	<b>\$1,315,480.04</b>	<b>\$0.00</b>	<b>\$0.00</b>	<b>\$0.00</b>	<b>\$21,779,793.29</b>	<b>\$7,906,130.36</b>
<b>100000 SERVICIOS PERSONALES</b>	<b>\$160,000.00</b>	<b>\$0.00</b>	<b>\$0.00</b>	<b>\$0.00</b>	<b>\$0.00</b>	<b>\$0.00</b>	<b>\$0.00</b>	<b>\$0.00</b>	<b>\$0.00</b>	<b>\$0.00</b>	<b>\$0.00</b>	<b>\$0.00</b>	<b>\$0.00</b>	<b>\$0.00</b>	<b>\$160,000.00</b>
150000 Otras prestaciones sociales y económica	\$160,000.00	\$0.00	\$0.00	\$0.00	\$0.00	\$0.00	\$0.00	\$0.00	\$0.00	\$0.00	\$0.00	\$0.00	\$0.00	\$0.00	\$160,000.00
155000 Apoyos a la capacitación de los servidores	\$160,000.00	\$0.00	\$0.00	\$0.00	\$0.00	\$0.00	\$0.00	\$0.00	\$0.00	\$0.00	\$0.00	\$0.00	\$0.00	\$0.00	\$160,000.00
155001 Apoyos a la capacitación de los servidores	\$160,000.00	\$0.00	\$0.00	\$0.00	\$0.00	\$0.00	\$0.00	\$0.00	\$0.00	\$0.00	\$0.00	\$0.00	\$0.00	\$0.00	\$160,000.00
<b>200000 MATERIALES Y SUMINISTROS</b>	<b>\$40,000.00</b>	<b>\$0.00</b>	<b>\$0.00</b>	<b>\$0.00</b>	<b>\$0.00</b>	<b>\$0.00</b>	<b>\$0.00</b>	<b>\$0.00</b>	<b>\$0.00</b>	<b>\$0.00</b>	<b>\$0.00</b>	<b>\$0.00</b>	<b>\$0.00</b>	<b>\$0.00</b>	<b>\$40,000.00</b>
210000 Materiales de administración, emisión de	\$36,400.00	\$0.00	\$0.00	\$0.00	\$0.00	\$0.00	\$0.00	\$0.00	\$0.00	\$0.00	\$0.00	\$0.00	\$0.00	\$0.00	\$36,400.00
211000 Materiales, útiles y equipos menores de ofi	\$19,500.00	\$0.00	\$0.00	\$0.00	\$0.00	\$0.00	\$0.00	\$0.00	\$0.00	\$0.00	\$0.00	\$0.00	\$0.00	\$0.00	\$19,500.00
211001 Material de Oficina	\$19,500.00	\$0.00	\$0.00	\$0.00	\$0.00	\$0.00	\$0.00	\$0.00	\$0.00	\$0.00	\$0.00	\$0.00	\$0.00	\$0.00	\$19,500.00
212000 Materiales y útiles de impresión y reproduc	\$2,500.00	\$0.00	\$0.00	\$0.00	\$0.00	\$0.00	\$0.00	\$0.00	\$0.00	\$0.00	\$0.00	\$0.00	\$0.00	\$0.00	\$2,500.00
212001 Materiales y Útiles de Impresión	\$2,500.00	\$0.00	\$0.00	\$0.00	\$0.00	\$0.00	\$0.00	\$0.00	\$0.00	\$0.00	\$0.00	\$0.00	\$0.00	\$0.00	\$2,500.00
216000 Material de limpieza	\$14,400.00	\$0.00	\$0.00	\$0.00	\$0.00	\$0.00	\$0.00	\$0.00	\$0.00	\$0.00	\$0.00	\$0.00	\$0.00	\$0.00	\$14,400.00
216001 Material de Limpieza	\$14,400.00	\$0.00	\$0.00	\$0.00	\$0.00	\$0.00	\$0.00	\$0.00	\$0.00	\$0.00	\$0.00	\$0.00	\$0.00	\$0.00	\$14,400.00
260000 Combustibles, lubricantes y aditivos	\$3,600.00	\$0.00	\$0.00	\$0.00	\$0.00	\$0.00	\$0.00	\$0.00	\$0.00	\$0.00	\$0.00	\$0.00	\$0.00	\$0.00	\$3,600.00
261000 Combustibles, lubricantes y aditivos	\$3,600.00	\$0.00	\$0.00	\$0.00	\$0.00	\$0.00	\$0.00	\$0.00	\$0.00	\$0.00	\$0.00	\$0.00	\$0.00	\$0.00	\$3,600.00
261001 Combustibles y Lubricantes vehículos y eq	\$3,600.00	\$0.00	\$0.00	\$0.00	\$0.00	\$0.00	\$0.00	\$0.00	\$0.00	\$0.00	\$0.00	\$0.00	\$0.00	\$0.00	\$3,600.00
<b>OTROS</b>	<b>\$200,000.00</b>	<b>\$0.00</b>	<b>\$0.00</b>	<b>\$0.00</b>	<b>\$0.00</b>	<b>\$0.00</b>	<b>\$0.00</b>	<b>\$0.00</b>	<b>\$0.00</b>	<b>\$0.00</b>	<b>\$0.00</b>	<b>\$0.00</b>	<b>\$0.00</b>	<b>\$0.00</b>	<b>\$200,000.00</b>

**Total Final** \$157,848,697.65 \$8,475,162.94 \$10,463,370... \$9,656,657.52 \$9,022,511.92 \$8,350,670.06 \$15,864,311... \$14,467,479... \$8,674,196.53 \$0.00 \$93,996,972.87 \$63,851,724.76



**Municipio de Tecozautla**  
**Estado de Hidalgo**  
**Analfico Mensual de Egresos Pagados por Fuente de Financiamiento al 30/sep./2023**  
(Cuentas con Movimientos)  
(Cifras en pesos y centavos)

Fecha y hora de impresión | 05/oct/2023 05:05 p. m.

Objeto del Gasto	Presupuesto Vigente	Ene.	Feb.	Mar.	Abr.	May	Jun	Jul	Ago	Sep	Oct	Nov	Dic	Total	Diferencia (Vigente - total)
				C. JOEL ELIAS PASO											
				PRESIDENTE MUNICIPAL											
				C. MARIA ELOISA TREJO TREJO											
				SINDICO MUNICIPAL											
										L.C. KATIA MEJIA MEJIA					
										TESORERO MUNICIPAL					