

Municipio de Tecozautla
Estado de Hidalgo

Análítico Mensual Egresos Pagados por Fuente de Financiamiento al 31/dic. 23

(Cuentas con Movimientos)
(Cifras en pesos y centavos)

Fecha y hora de Impresión | 19/ene./2024
03:13 p. m.

Objeto del Gasto	Presupuesto Vigente	Ene	Feb	Mar	Abr	May	Jun	Jul	Ago	Sep	Oct	Nov	Dic	Total	Diferencia (Vigente - Total)
0001 RECURSOS PROPIOS															
10000 SERVICIOS PERSONALES	\$856,198.52	\$9,515.80	\$105,215.53	\$71,180.40	\$21,068.12	\$12,894.90	\$8,700.00	\$4,000.00	\$20,000.00	\$83,706.23	\$0.00	\$258,069.41	\$261,848.13	\$856,198.52	\$0.00
150000 Otras prestaciones sociales y económica	\$856,198.52	\$9,515.80	\$105,215.53	\$71,180.40	\$21,068.12	\$12,894.90	\$8,700.00	\$4,000.00	\$20,000.00	\$83,706.23	\$0.00	\$258,069.41	\$261,848.13	\$856,198.52	\$0.00
152000 Indemnizaciones	\$797,202.90	\$9,515.80	\$105,215.53	\$69,180.40	\$14,268.12	\$0.00	\$0.00	\$0.00	\$20,000.00	\$62,408.63	\$0.00	\$258,069.41	\$258,545.01	\$797,202.90	\$0.00
152001 Indemnizaciones	\$797,202.90	\$9,515.80	\$105,215.53	\$69,180.40	\$14,268.12	\$0.00	\$0.00	\$0.00	\$20,000.00	\$62,408.63	\$0.00	\$258,069.41	\$258,545.01	\$797,202.90	\$0.00
155000 Apoyos a la capacitación de los servidores	\$58,995.62	\$0.00	\$0.00	\$2,000.00	\$6,800.00	\$12,894.90	\$8,700.00	\$4,000.00	\$0.00	\$21,297.60	\$0.00	\$0.00	\$3,303.12	\$58,995.62	\$0.00
155001 Apoyos a la capacitación de los servidores	\$58,995.62	\$0.00	\$0.00	\$2,000.00	\$6,800.00	\$12,894.90	\$8,700.00	\$4,000.00	\$0.00	\$21,297.60	\$0.00	\$0.00	\$3,303.12	\$58,995.62	\$0.00
20000 MATERIALES Y SUMINISTROS	\$3,511,189.25	\$728,270.80	\$491,580.22	\$315,168.88	\$153,983.46	\$118,121.29	\$198,035.21	\$239,216.10	\$433,185.31	\$225,396.92	\$82,686.78	\$173,783.46	\$351,760.82	\$3,511,189.25	\$0.00
210000 Materiales de administración, emisión de	\$1,032,248.94	\$345,090.94	\$105,360.96	\$27,691.52	\$30,593.49	\$31,228.80	\$0.00	\$160,679.77	\$81,008.55	\$35,175.20	\$3,000.00	\$82,433.10	\$129,986.61	\$1,032,248.94	\$0.00
211000 Materiales, útiles y equipos menores de ofi	\$176,329.28	\$34,985.60	\$0.00	\$0.00	\$0.00	\$0.00	\$0.00	\$52,816.54	\$36,924.54	\$5,568.00	\$0.00	\$46,034.60	\$0.00	\$176,329.28	\$0.00
211001 Material de Oficina	\$176,329.28	\$34,985.60	\$0.00	\$0.00	\$0.00	\$0.00	\$0.00	\$52,816.54	\$36,924.54	\$5,568.00	\$0.00	\$46,034.60	\$0.00	\$176,329.28	\$0.00
212000 Materiales y útiles de impresión y reproduc	\$508,970.22	\$152,610.54	\$105,360.96	\$0.00	\$30,593.49	\$31,228.80	\$0.00	\$69,165.03	\$30,084.01	\$0.00	\$0.00	\$1,758.00	\$88,169.39	\$508,970.22	\$0.00
212001 Materiales y Útiles de Impresión	\$508,970.22	\$152,610.54	\$105,360.96	\$0.00	\$30,593.49	\$31,228.80	\$0.00	\$69,165.03	\$30,084.01	\$0.00	\$0.00	\$1,758.00	\$88,169.39	\$508,970.22	\$0.00
216000 Material de limpieza	\$346,949.44	\$157,494.80	\$0.00	\$27,691.52	\$0.00	\$0.00	\$0.00	\$38,698.20	\$14,000.00	\$29,607.20	\$3,000.00	\$34,640.50	\$41,817.22	\$346,949.44	\$0.00
216001 Material de Limpieza	\$346,949.44	\$157,494.80	\$0.00	\$27,691.52	\$0.00	\$0.00	\$0.00	\$38,698.20	\$14,000.00	\$29,607.20	\$3,000.00	\$34,640.50	\$41,817.22	\$346,949.44	\$0.00
22000 Alimentos y utensilios	\$1,271,784.31	\$145,925.24	\$61,237.25	\$138,862.78	\$73,510.00	\$86,892.49	\$157,035.21	\$76,168.33	\$195,546.65	\$134,523.72	\$26,490.04	\$59,951.37	\$115,641.23	\$1,271,784.31	\$0.00
221000 Productos alimenticios para personas	\$1,266,484.31	\$145,925.24	\$61,237.25	\$138,862.78	\$73,510.00	\$86,892.49	\$157,035.21	\$76,168.33	\$195,546.65	\$134,523.72	\$26,490.04	\$54,651.37	\$115,641.23	\$1,266,484.31	\$0.00
221001 Alimentación de Personas	\$1,266,484.31	\$145,925.24	\$61,237.25	\$138,862.78	\$73,510.00	\$86,892.49	\$157,035.21	\$76,168.33	\$195,546.65	\$134,523.72	\$26,490.04	\$54,651.37	\$115,641.23	\$1,266,484.31	\$0.00
222000 Productos alimenticios para animales	\$5,300.00	\$0.00	\$0.00	\$0.00	\$0.00	\$0.00	\$0.00	\$0.00	\$0.00	\$0.00	\$0.00	\$5,300.00	\$0.00	\$5,300.00	\$0.00
222001 Alimentación de Animales	\$5,300.00	\$0.00	\$0.00	\$0.00	\$0.00	\$0.00	\$0.00	\$0.00	\$0.00	\$0.00	\$0.00	\$5,300.00	\$0.00	\$5,300.00	\$0.00
24000 Materiales y artículos de construcción y c	\$280,277.57	\$67,973.23	\$0.00	\$39,766.37	\$49,879.97	\$0.00	\$41,000.00	\$0.00	\$18,300.00	\$53,000.00	\$3,978.00	\$0.00	\$6,380.00	\$280,277.57	\$0.00
249000 Otros materiales y artículos de construcció	\$280,277.57	\$67,973.23	\$0.00	\$39,766.37	\$49,879.97	\$0.00	\$41,000.00	\$0.00	\$18,300.00	\$53,000.00	\$3,978.00	\$0.00	\$6,380.00	\$280,277.57	\$0.00
249001 Otros materiales y artículos de construcció	\$280,277.57	\$67,973.23	\$0.00	\$39,766.37	\$49,879.97	\$0.00	\$41,000.00	\$0.00	\$18,300.00	\$53,000.00	\$3,978.00	\$0.00	\$6,380.00	\$280,277.57	\$0.00
25000 Productos químicos, farmacéuticos y de l	\$512,370.19	\$134,652.39	\$233,073.69	\$0.00	\$0.00	\$0.00	\$0.00	\$2,368.00	\$113,756.11	\$2,054.00	\$25,000.00	\$1,466.00	\$0.00	\$512,370.19	\$0.00
253000 Medicinas y productos farmacéuticos	\$512,370.19	\$134,652.39	\$233,073.69	\$0.00	\$0.00	\$0.00	\$0.00	\$2,368.00	\$113,756.11	\$2,054.00	\$25,000.00	\$1,466.00	\$0.00	\$512,370.19	\$0.00
253001 Medicinas y Productos Farmacéuticos	\$512,370.19	\$134,652.39	\$233,073.69	\$0.00	\$0.00	\$0.00	\$0.00	\$2,368.00	\$113,756.11	\$2,054.00	\$25,000.00	\$1,466.00	\$0.00	\$512,370.19	\$0.00
26000 Combustibles, lubricantes y aditivos	\$152,740.26	\$26,000.00	\$57,815.12	\$26,000.00	\$0.00	\$0.00	\$0.00	\$0.00	\$12,380.00	\$0.00	\$4,545.14	\$26,000.00	\$0.00	\$152,740.26	\$0.00
261000 Combustibles, lubricantes y aditivos	\$152,740.26	\$26,000.00	\$57,815.12	\$26,000.00	\$0.00	\$0.00	\$0.00	\$0.00	\$12,380.00	\$0.00	\$4,545.14	\$26,000.00	\$0.00	\$152,740.26	\$0.00
261001 Combustibles y Lubricantes vehiculos y eq	\$152,740.26	\$26,000.00	\$57,815.12	\$26,000.00	\$0.00	\$0.00	\$0.00	\$0.00	\$12,380.00	\$0.00	\$4,545.14	\$26,000.00	\$0.00	\$152,740.26	\$0.00
27000 Vestuario, blancos, prendas de protecció	\$116,522.00	\$0.00	\$30,415.20	\$66,433.20	\$0.00	\$0.00	\$0.00	\$0.00	\$0.00	\$0.00	\$19,673.60	\$0.00	\$0.00	\$116,522.00	\$0.00
271000 Vestuario y uniformes	\$4,036.80	\$0.00	\$0.00	\$0.00	\$0.00	\$0.00	\$0.00	\$0.00	\$0.00	\$0.00	\$4,036.80	\$0.00	\$0.00	\$4,036.80	\$0.00
271001 Vestuario, Uniformes	\$4,036.80	\$0.00	\$0.00	\$0.00	\$0.00	\$0.00	\$0.00	\$0.00	\$0.00	\$0.00	\$4,036.80	\$0.00	\$0.00	\$4,036.80	\$0.00
273000 Artículos deportivos	\$112,485.20	\$0.00	\$30,415.20	\$66,433.20	\$0.00	\$0.00	\$0.00	\$0.00	\$0.00	\$0.00	\$15,636.80	\$0.00	\$0.00	\$112,485.20	\$0.00
273001 Artículos Deportivos	\$112,485.20	\$0.00	\$30,415.20	\$66,433.20	\$0.00	\$0.00	\$0.00	\$0.00	\$0.00	\$0.00	\$15,636.80	\$0.00	\$0.00	\$112,485.20	\$0.00
290000 Herramientas, refacciones y accesorios n	\$145,245.98	\$8,629.00	\$3,678.00	\$16,415.01	\$0.00	\$0.00	\$0.00	\$0.00	\$12,194.00	\$644.00	\$0.00	\$3,932.99	\$99,752.98	\$145,245.98	\$0.00



Municipio de Tecozautla
Estado de Hidalgo
Grosos Pagados por Fuente de Financiamiento al 31/dic.
 (Cifras en pesos y centavos)

Fecha y hora de Impresión
 19/ene./2024
 03:13 p. m.

Objeto del Gasto	Presupuesto Vigente	Ene	Feb	Mar	Abr	May	Jun	Jul	Ago	Sep	Oct	Nov	Dic	Total	Diferencia (Vigente - Total)
291000 Herramientas menores	\$145,245.98	\$8,629.00	\$3,678.00	\$16,415.01	\$0.00	\$0.00	\$0.00	\$0.00	\$12,194.00	\$644.00	\$0.00	\$3,932.99	\$99,752.98	\$145,245.98	\$0.00
291001 Herramientas Menores	\$145,245.98	\$8,629.00	\$3,678.00	\$16,415.01	\$0.00	\$0.00	\$0.00	\$0.00	\$12,194.00	\$644.00	\$0.00	\$3,932.99	\$99,752.98	\$145,245.98	\$0.00
300000 SERVICIOS GENERALES	\$9,471,030.29	\$1,419,799.04	\$276,391.20	\$639,853.85	\$1,937,142.23	\$214,273.36	\$469,604.17	\$1,170,312.50	\$2,339,328.71	\$193,215.01	\$1,785,694.58	\$174,449.50	\$648,394.14	\$9,471,030.29	\$0.00
310000 Servicios básicos	\$167,133.78	\$69,304.15	\$13,366.92	\$0.00	\$7,948.99	\$22,878.04	\$5,592.00	\$13,874.00	\$7,299.08	\$5,244.00	\$5,402.00	\$9,284.00	\$6,940.60	\$167,133.78	\$0.00
312000 Gas	\$68,367.79	\$9,216.15	\$7,166.92	\$0.00	\$6,470.00	\$5,881.04	\$5,592.00	\$5,274.00	\$7,299.08	\$5,244.00	\$0.00	\$9,284.00	\$6,940.60	\$68,367.79	\$0.00
312001 Gas	\$68,367.79	\$9,216.15	\$7,166.92	\$0.00	\$6,470.00	\$5,881.04	\$5,592.00	\$5,274.00	\$7,299.08	\$5,244.00	\$0.00	\$9,284.00	\$6,940.60	\$68,367.79	\$0.00
314000 Telefonía tradicional	\$22,399.00	\$0.00	\$0.00	\$0.00	\$0.00	\$16,997.00	\$0.00	\$0.00	\$0.00	\$0.00	\$5,402.00	\$0.00	\$0.00	\$22,399.00	\$0.00
314001 Servicio Telefónico Tradicional	\$22,399.00	\$0.00	\$0.00	\$0.00	\$0.00	\$16,997.00	\$0.00	\$0.00	\$0.00	\$0.00	\$5,402.00	\$0.00	\$0.00	\$22,399.00	\$0.00
317000 Servicios de acceso de Internet, redes y pr	\$76,366.99	\$80,086.00	\$6,200.00	\$0.00	\$1,478.99	\$16,997.00	\$0.00	\$8,600.00	\$0.00	\$0.00	\$0.00	\$0.00	\$0.00	\$76,366.99	\$0.00
317001 Servicios de Conducción de Señales Analó	\$76,366.99	\$80,086.00	\$6,200.00	\$0.00	\$1,478.99	\$16,997.00	\$0.00	\$8,600.00	\$0.00	\$0.00	\$0.00	\$0.00	\$0.00	\$76,366.99	\$0.00
320000 Servicios de arrendamiento	\$51,940.01	\$0.00	\$0.00	\$0.00	\$0.00	\$0.00	\$0.00	\$0.00	\$0.00	\$0.00	\$37,440.00	\$0.00	\$14,500.01	\$51,940.01	\$0.00
326000 Arrendamiento de maquinaria, otros equi	\$51,940.01	\$0.00	\$0.00	\$0.00	\$0.00	\$0.00	\$0.00	\$0.00	\$0.00	\$0.00	\$37,440.00	\$0.00	\$14,500.01	\$51,940.01	\$0.00
326001 Arrendamiento de Maquinaria y Equipo	\$51,940.01	\$0.00	\$0.00	\$0.00	\$0.00	\$0.00	\$0.00	\$0.00	\$0.00	\$0.00	\$37,440.00	\$0.00	\$14,500.01	\$51,940.01	\$0.00
330000 Servicios profesionales, científicos, técni	\$543,091.08	\$78,893.00	\$67,605.50	\$24,070.00	\$26,100.00	\$28,687.50	\$78,999.98	\$28,687.50	\$161,453.60	\$0.00	\$32,354.00	\$0.00	\$16,240.00	\$543,091.08	\$0.00
331000 Servicios legales, de contabilidad, auditorí	\$330,124.96	\$57,375.00	\$28,687.50	\$0.00	\$0.00	\$28,687.50	\$78,999.98	\$28,687.50	\$107,687.48	\$0.00	\$0.00	\$0.00	\$0.00	\$330,124.96	\$0.00
331001 Servicios legales	\$330,124.96	\$57,375.00	\$28,687.50	\$0.00	\$0.00	\$28,687.50	\$78,999.98	\$28,687.50	\$107,687.48	\$0.00	\$0.00	\$0.00	\$0.00	\$330,124.96	\$0.00
336000 Servicios de apoyo administrativo, fotocopi	\$180,612.12	\$21,518.00	\$38,918.00	\$24,070.00	\$26,100.00	\$0.00	\$0.00	\$0.00	\$53,766.12	\$0.00	\$0.00	\$0.00	\$16,240.00	\$180,612.12	\$0.00
336002 Formas valoradas	\$180,612.12	\$21,518.00	\$38,918.00	\$24,070.00	\$26,100.00	\$0.00	\$0.00	\$0.00	\$53,766.12	\$0.00	\$0.00	\$0.00	\$16,240.00	\$180,612.12	\$0.00
337000 Servicios de protección y seguridad	\$32,354.00	\$0.00	\$0.00	\$0.00	\$0.00	\$0.00	\$0.00	\$0.00	\$0.00	\$0.00	\$32,354.00	\$0.00	\$0.00	\$32,354.00	\$0.00
337001 Servicios de protección y seguridad	\$32,354.00	\$0.00	\$0.00	\$0.00	\$0.00	\$0.00	\$0.00	\$0.00	\$0.00	\$0.00	\$32,354.00	\$0.00	\$0.00	\$32,354.00	\$0.00
340000 Servicios financieros, bancarios y comer	\$30,488.51	\$1,500.00	\$0.00	\$9,800.00	\$0.00	\$0.00	\$0.00	\$4,000.00	\$0.00	\$5,000.00	\$4,437.00	\$556.80	\$5,194.71	\$30,488.51	\$0.00
347000 Fieles y maniobras	\$25,300.00	\$1,500.00	\$0.00	\$9,800.00	\$0.00	\$0.00	\$0.00	\$4,000.00	\$0.00	\$5,000.00	\$0.00	\$0.00	\$5,000.00	\$25,300.00	\$0.00
347001 Fieles y Maniobras	\$25,300.00	\$1,500.00	\$0.00	\$9,800.00	\$0.00	\$0.00	\$0.00	\$4,000.00	\$0.00	\$5,000.00	\$0.00	\$0.00	\$5,000.00	\$25,300.00	\$0.00
349000 Servicios financieros, bancarios y comer	\$5,188.51	\$0.00	\$0.00	\$0.00	\$0.00	\$0.00	\$0.00	\$0.00	\$0.00	\$0.00	\$4,437.00	\$556.80	\$194.71	\$5,188.51	\$0.00
349001 Servicios financieros, bancarios y comer	\$5,188.51	\$0.00	\$0.00	\$0.00	\$0.00	\$0.00	\$0.00	\$0.00	\$0.00	\$0.00	\$4,437.00	\$556.80	\$194.71	\$5,188.51	\$0.00
350000 Servicios de instalación, reparación, man	\$2,903,060.66	\$844,284.38	\$134,259.68	\$525,464.67	\$60,335.73	\$65,014.50	\$272,761.13	\$324,048.76	\$240,525.01	\$50,747.22	\$51,901.59	\$43,041.82	\$190,676.17	\$2,903,060.66	\$0.00
351000 Conservación y mantenimiento menor de h	\$659,987.69	\$61,377.20	\$3,480.00	\$109,097.67	\$18,290.04	\$50,978.50	\$34,680.00	\$30,668.19	\$189,673.00	\$32,812.71	\$21,635.50	\$27,075.41	\$80,219.47	\$659,987.69	\$0.00
351001 Conservación y mantenimiento menor de h	\$659,987.69	\$61,377.20	\$3,480.00	\$109,097.67	\$18,290.04	\$50,978.50	\$34,680.00	\$30,668.19	\$189,673.00	\$32,812.71	\$21,635.50	\$27,075.41	\$80,219.47	\$659,987.69	\$0.00
353000 Instalación, reparación y mantenimiento de	\$39,010.06	\$0.00	\$0.00	\$9,602.48	\$10,050.01	\$0.00	\$0.00	\$0.00	\$5,560.02	\$0.00	\$10,230.05	\$0.00	\$3,567.50	\$39,010.06	\$0.00
353001 Mantenimiento de bienes informáticos	\$39,010.06	\$0.00	\$0.00	\$9,602.48	\$10,050.01	\$0.00	\$0.00	\$0.00	\$5,560.02	\$0.00	\$10,230.05	\$0.00	\$3,567.50	\$39,010.06	\$0.00
355000 Reparación y mantenimiento de equipo de	\$211,680.50	\$106,403.89	\$4,988.00	\$10,658.00	\$20,550.00	\$0.00	\$0.00	\$37,761.62	\$7,359.99	\$0.00	\$2,378.00	\$0.00	\$21,581.00	\$211,680.50	\$0.00
355001 Mantenimiento de Vehículos	\$211,680.50	\$106,403.89	\$4,988.00	\$10,658.00	\$20,550.00	\$0.00	\$0.00	\$37,761.62	\$7,359.99	\$0.00	\$2,378.00	\$0.00	\$21,581.00	\$211,680.50	\$0.00
357000 Instalación, reparación y mantenimiento de	\$61,764.21	\$0.00	\$2,150.01	\$0.00	\$0.00	\$4,756.00	\$0.00	\$0.00	\$0.00	\$0.00	\$0.00	\$0.00	\$54,856.20	\$61,764.21	\$0.00
357001 Mantenimiento de Maquinaria y Equipo	\$61,764.21	\$0.00	\$2,150.01	\$0.00	\$0.00	\$4,756.00	\$0.00	\$0.00	\$0.00	\$0.00	\$0.00	\$0.00	\$54,856.20	\$61,764.21	\$0.00
358000 Servicios de limpieza y manejo de desech	\$1,797,226.37	\$764,207.29	\$123,641.67	\$384,042.52	\$2,565.68	\$0.00	\$220,449.13	\$255,618.95	\$27,144.00	\$5,378.51	\$10,810.04	\$3,368.58	\$0.00	\$1,797,226.37	\$0.00
358001 Servicio de Limpieza y manejo de desech	\$1,797,226.37	\$764,207.29	\$123,641.67	\$384,042.52	\$2,565.68	\$0.00	\$220,449.13	\$255,618.95	\$27,144.00	\$5,378.51	\$10,810.04	\$3,368.58	\$0.00	\$1,797,226.37	\$0.00
359000 Servicios de jardinería y fumigación	\$133,394.83	\$12,296.00	\$0.00	\$12,064.00	\$8,860.00	\$9,280.00	\$17,632.00	\$0.00	\$10,788.00	\$12,556.00	\$6,848.00	\$12,597.83	\$30,450.00	\$133,394.83	\$0.00



Handwritten signature in blue ink over the stamp.

Handwritten signature in blue ink over the stamp.


Municipio de Tecozautla
Estado de Hidalgo
Grosos Pagados por Fuente de Financiamiento al 31/dic. 2023
 (Cifras en pesos y centavos)

Fecha y hora de Impresión: 19/ene./2024 03:13 p. m.

Objeto del Gasto	Presupuesto Vigente	Ene	Feb	Mar	Abr	May	Jun	Jul	Ago	Sep	Oct	Nov	Dic	Total	Diferencia (Vigente - Total)
359001 Servicios de jardinería y fumigación	\$133,391.83	\$12,296.00	\$0.00	\$12,064.00	\$8,890.00	\$9,280.00	\$17,632.00	\$0.00	\$10,768.00	\$12,556.00	\$6,848.00	\$12,597.83	\$30,450.00	\$133,391.83	\$0.00
370000 Servicios de traslado y viáticos	\$194,021.75	\$8,376.00	\$14,725.10	\$699.16	\$22,108.98	\$1,528.00	\$9,470.00	\$18,947.02	\$20,213.07	\$6,210.11	\$968.99	\$52,179.19	\$38,596.13	\$194,021.75	\$0.00
375000 Viáticos en el país	\$194,021.75	\$8,376.00	\$14,725.10	\$699.16	\$22,108.98	\$1,528.00	\$9,470.00	\$18,947.02	\$20,213.07	\$6,210.11	\$968.99	\$52,179.19	\$38,596.13	\$194,021.75	\$0.00
380000 Servicios oficiales	\$5,313,023.93	\$302,287.51	\$46,434.00	\$43,125.00	\$6,300.00	\$95,623.79	\$86,002.55	\$702,867.07	\$1,903,502.89	\$49,895.60	\$1,640,407.00	\$68,786.00	\$367,792.52	\$5,313,023.93	\$0.00
382000 Gastos de orden social y cultural	\$5,313,023.93	\$302,287.51	\$46,434.00	\$43,125.00	\$6,300.00	\$95,623.79	\$86,002.55	\$702,867.07	\$1,903,502.89	\$49,895.60	\$1,640,407.00	\$68,786.00	\$367,792.52	\$5,313,023.93	\$0.00
382001 Gastos de orden social	\$268,270.57	\$15,154.00	\$0.00	\$36,695.02	\$16,920.53	\$541.53	\$16,778.51	\$77,888.15	\$6,335.06	\$76,118.08	\$12,784.00	\$601.69	\$8,454.00	\$268,270.57	\$0.00
392000 Impuestos y derechos	\$268,270.57	\$15,154.00	\$0.00	\$36,695.02	\$16,920.53	\$541.53	\$16,778.51	\$77,888.15	\$6,335.06	\$76,118.08	\$12,784.00	\$601.69	\$8,454.00	\$268,270.57	\$0.00
392006 Pago de derechos	\$268,270.57	\$15,154.00	\$0.00	\$36,695.02	\$16,920.53	\$541.53	\$16,778.51	\$77,888.15	\$6,335.06	\$76,118.08	\$12,784.00	\$601.69	\$8,454.00	\$268,270.57	\$0.00
400000 TRANSFERENCIAS, ASIGNACIONES	\$5,546,027.23	\$291,299.46	\$718,986.04	\$723,293.58	\$375,176.03	\$437,482.64	\$367,975.94	\$725,146.21	\$795,151.67	\$193,323.61	\$337,301.60	\$275,314.41	\$305,566.04	\$5,546,027.23	\$0.00
440000 Ayudas sociales	\$1,931,498.04	\$145,249.75	\$332,649.66	\$427,601.72	\$108,000.00	\$98,411.28	\$99,853.19	\$182,304.48	\$141,663.87	\$24,844.00	\$166,120.56	\$108,512.60	\$96,286.93	\$1,931,498.04	\$0.00
441000 Ayudas sociales a personas	\$1,931,498.04	\$145,249.75	\$332,649.66	\$427,601.72	\$108,000.00	\$98,411.28	\$99,853.19	\$182,304.48	\$141,663.87	\$24,844.00	\$166,120.56	\$108,512.60	\$96,286.93	\$1,931,498.04	\$0.00
445000 Ayudas sociales a instituciones sin fines de	\$3,614,529.19	\$146,049.71	\$386,346.38	\$295,691.86	\$287,176.03	\$339,071.36	\$268,122.75	\$542,841.73	\$653,487.80	\$168,479.61	\$171,181.04	\$166,801.81	\$209,279.11	\$3,614,529.19	\$0.00
445001 Ayudas sociales a instituciones sin fines de	\$1,119,901.65	\$34,386.64	\$74,092.00	\$133,410.00	\$186,476.03	\$61,886.38	\$67,000.00	\$157,851.79	\$84,207.20	\$104,053.61	\$91,600.00	\$82,300.00	\$62,638.00	\$1,119,901.65	\$0.00
445003 Apoyo a Comunidades	\$2,494,627.54	\$111,663.07	\$312,254.38	\$162,281.86	\$90,700.00	\$277,184.98	\$201,122.75	\$384,989.94	\$569,280.60	\$64,426.00	\$79,581.04	\$104,501.81	\$146,641.11	\$2,494,627.54	\$0.00
500000 BIENES MUEBLES, INMUEBLES E IN	\$556,800.02	\$0.00	\$0.00	\$0.00	\$0.00	\$0.00	\$0.00	\$0.00	\$0.00	\$0.00	\$556,800.02	\$0.00	\$556,800.02	\$0.00	
560000 Maquinaria, otros equipos y herramientas	\$556,800.02	\$0.00	\$0.00	\$0.00	\$0.00	\$0.00	\$0.00	\$0.00	\$0.00	\$0.00	\$556,800.02	\$0.00	\$556,800.02	\$0.00	
567000 Herramientas y maquinas-herramienta	\$556,800.02	\$0.00	\$0.00	\$0.00	\$0.00	\$0.00	\$0.00	\$0.00	\$0.00	\$0.00	\$556,800.02	\$0.00	\$556,800.02	\$0.00	
567001 Herramientas y Maquinas-Herramientas	\$556,800.02	\$0.00	\$0.00	\$0.00	\$0.00	\$0.00	\$0.00	\$0.00	\$0.00	\$0.00	\$556,800.02	\$0.00	\$556,800.02	\$0.00	
600000 INVERSION PUBLICA	\$374,109.00	\$0.00	\$41,296.00	\$236,320.00	\$0.00	\$41,296.00	\$54,159.00	\$0.00	\$0.00	\$0.00	\$42,334.00	\$0.00	\$0.00	\$374,109.00	\$0.00
610000 Obra pública en bienes de dominio público	\$374,109.00	\$0.00	\$41,296.00	\$236,320.00	\$0.00	\$41,296.00	\$54,159.00	\$0.00	\$0.00	\$0.00	\$42,334.00	\$0.00	\$0.00	\$374,109.00	\$0.00
614000 División de terrenos y construcción de obra	\$374,109.00	\$0.00	\$41,296.00	\$236,320.00	\$0.00	\$41,296.00	\$54,159.00	\$0.00	\$0.00	\$0.00	\$42,334.00	\$0.00	\$0.00	\$374,109.00	\$0.00
614001 División de terrenos y construcción de obra	\$374,109.00	\$0.00	\$41,296.00	\$236,320.00	\$0.00	\$41,296.00	\$54,159.00	\$0.00	\$0.00	\$0.00	\$42,334.00	\$0.00	\$0.00	\$374,109.00	\$0.00
RECURSOS PROPIOS	\$20,315,354.31	\$2,448,885.10	\$1,833,478.99	\$1,985,816.71	\$689,341.84	\$782,772.19	\$1,098,474.32	\$2,138,674.81	\$3,387,665.69	\$685,641.77	\$2,804,816.98	\$681,616.78	\$1,567,568.13	\$20,315,354.31	\$0.00

1001 FONDO GENERAL DE PARTICIPACIONES (FGP)

100000 SERVICIOS PERSONALES	\$27,534,397.00	\$1,957,655.00	\$1,996,732.00	\$2,016,819.00	\$1,994,114.00	\$1,991,524.00	\$1,957,124.00	\$1,972,137.00	\$1,976,292.00	\$1,967,655.00	\$1,972,540.00	\$1,952,647.00	\$5,776,519.00	\$27,534,397.00	\$0.00
110000 Remuneraciones al personal de carácter	\$23,534,397.00	\$1,957,655.00	\$1,996,732.00	\$2,016,819.00	\$1,994,114.00	\$1,991,524.00	\$1,957,124.00	\$1,972,137.00	\$1,976,292.00	\$1,967,655.00	\$1,972,540.00	\$1,952,647.00	\$5,776,519.00	\$23,534,397.00	\$0.00
111000 Dietas	\$4,753,588.00	\$0.00	\$476,810.00	\$476,810.00	\$0.00	\$476,810.00	\$459,580.00	\$476,810.00	\$476,810.00	\$476,810.00	\$476,810.00	\$476,810.00	\$479,528.00	\$4,753,588.00	\$0.00
113000 Sueldos base al personal permanente	\$18,780,809.00	\$1,954,655.00	\$1,505,922.00	\$1,500,809.00	\$1,969,264.00	\$1,488,164.00	\$1,481,794.00	\$1,488,127.00	\$1,468,382.00	\$1,490,845.00	\$1,476,116.00	\$1,475,837.00	\$1,480,894.00	\$18,780,809.00	\$0.00
113001 Sueldos	\$18,780,809.00	\$1,954,655.00	\$1,505,922.00	\$1,500,809.00	\$1,969,264.00	\$1,488,164.00	\$1,481,794.00	\$1,488,127.00	\$1,468,382.00	\$1,490,845.00	\$1,476,116.00	\$1,475,837.00	\$1,480,894.00	\$18,780,809.00	\$0.00
130000 Remuneraciones adicionales y especiales:	\$3,997,361.00	\$3,000.00	\$14,000.00	\$39,200.00	\$24,850.00	\$26,550.00	\$15,750.00	\$7,200.00	\$31,100.00	\$0.00	\$19,614.00	\$0.00	\$3,816,097.00	\$3,997,361.00	\$0.00
132000 Primas de vacaciones, dominical y gratific	\$3,755,869.00	\$0.00	\$0.00	\$0.00	\$0.00	\$0.00	\$0.00	\$0.00	\$0.00	\$0.00	\$0.00	\$0.00	\$3,755,869.00	\$3,755,869.00	\$0.00



Municipio de Tecozautla
Estado de Hidalgo
Egresos Pagados por Fuente de Financiamiento al 31/dic.
 (Cifras en pesos y centavos)

Fecha y hora de Impresión: 19/ene/2024 03:13 p. m.

Objeto del Gasto	Presupuesto Vigente	Ene	Feb	Mar	Abr	May	Jun	Jul	Ago	Sep	Oct	Nov	Dic	Total	Diferencia (Vigente - Total)
132001 Prima de Vacaciones y Dominical	\$282,505.00	\$0.00	\$0.00	\$0.00	\$0.00	\$0.00	\$0.00	\$0.00	\$0.00	\$0.00	\$0.00	\$0.00	\$282,505.00	\$282,505.00	\$0.00
132002 Gratificación Anual	\$3,473,364.00	\$0.00	\$0.00	\$0.00	\$0.00	\$0.00	\$0.00	\$0.00	\$0.00	\$0.00	\$0.00	\$0.00	\$3,473,364.00	\$3,473,364.00	\$0.00
133000 Horas extraordinarias	\$161,650.00	\$3,000.00	\$14,000.00	\$39,200.00	\$24,850.00	\$26,550.00	\$15,750.00	\$7,200.00	\$10,100.00	\$0.00	\$0.00	\$0.00	\$21,000.00	\$161,650.00	\$0.00
133001 Horas extras	\$161,650.00	\$3,000.00	\$14,000.00	\$39,200.00	\$24,850.00	\$26,550.00	\$15,750.00	\$7,200.00	\$10,100.00	\$0.00	\$0.00	\$0.00	\$21,000.00	\$161,650.00	\$0.00
134000 Compensaciones	\$79,842.00	\$0.00	\$0.00	\$0.00	\$0.00	\$0.00	\$0.00	\$0.00	\$0.00	\$0.00	\$19,614.00	\$0.00	\$39,228.00	\$79,842.00	\$0.00
134001 Compensaciones	\$79,842.00	\$0.00	\$0.00	\$0.00	\$0.00	\$0.00	\$0.00	\$0.00	\$0.00	\$0.00	\$19,614.00	\$0.00	\$39,228.00	\$79,842.00	\$0.00
200000 MATERIALES Y SUMINISTROS	\$4,965,365.76	\$261,474.72	\$1,089,096.17	\$524,873.99	\$552,321.02	\$956,046.61	\$264,905.77	\$569,655.22	\$99,767.80	\$55,430.00	\$180,510.00	\$171,131.76	\$240,452.70	\$4,965,365.76	\$0.00
210000 Materiales de administración, emisión de	\$1,216,128.02	\$58,000.00	\$344,226.34	\$60,167.18	\$260,070.11	\$222,812.85	\$11,270.01	\$42,864.00	\$82,307.80	\$48,400.00	\$2,890.00	\$6,635.20	\$76,484.53	\$1,216,128.02	\$0.00
211000 Materiales, útiles y equipos menores de ofi	\$543,604.68	\$0.00	\$210,748.80	\$18,560.00	\$41,746.08	\$150,141.79	\$0.00	\$17,864.00	\$53,824.00	\$2,000.00	\$0.00	\$0.00	\$48,720.01	\$543,604.68	\$0.00
211001 Material de Oficina	\$543,604.68	\$0.00	\$210,748.80	\$18,560.00	\$41,746.08	\$150,141.79	\$0.00	\$17,864.00	\$53,824.00	\$2,000.00	\$0.00	\$0.00	\$48,720.01	\$543,604.68	\$0.00
212000 Materiales y útiles de impresión y reproduc	\$388,007.93	\$0.00	\$36,842.00	\$4,588.10	\$143,309.26	\$64,789.56	\$11,270.01	\$23,500.00	\$28,483.80	\$46,400.00	\$2,890.00	\$6,635.20	\$19,300.00	\$388,007.93	\$0.00
212001 Materiales y Útiles de Impresión	\$388,007.93	\$0.00	\$36,842.00	\$4,588.10	\$143,309.26	\$64,789.56	\$11,270.01	\$23,500.00	\$28,483.80	\$46,400.00	\$2,890.00	\$6,635.20	\$19,300.00	\$388,007.93	\$0.00
216000 Material de limpieza	\$284,515.41	\$58,000.00	\$96,635.54	\$37,019.08	\$75,014.77	\$7,881.50	\$0.00	\$1,500.00	\$0.00	\$0.00	\$0.00	\$0.00	\$8,464.52	\$284,515.41	\$0.00
216001 Material de Limpieza	\$284,515.41	\$58,000.00	\$96,635.54	\$37,019.08	\$75,014.77	\$7,881.50	\$0.00	\$1,500.00	\$0.00	\$0.00	\$0.00	\$0.00	\$8,464.52	\$284,515.41	\$0.00
220000 Alimentos y utensilios	\$314,481.78	\$5,580.00	\$11,740.00	\$44,722.84	\$80,712.79	\$29,721.50	\$35,624.55	\$38,800.00	\$17,460.00	\$7,030.00	\$25,020.00	\$0.00	\$18,070.00	\$314,481.78	\$0.00
221000 Productos alimenticios para personas	\$314,481.78	\$5,580.00	\$11,740.00	\$44,722.84	\$80,712.79	\$29,721.50	\$35,624.55	\$38,800.00	\$17,460.00	\$7,030.00	\$25,020.00	\$0.00	\$18,070.00	\$314,481.78	\$0.00
221001 Alimentación de Personas	\$314,481.78	\$5,580.00	\$11,740.00	\$44,722.84	\$80,712.79	\$29,721.50	\$35,624.55	\$38,800.00	\$17,460.00	\$7,030.00	\$25,020.00	\$0.00	\$18,070.00	\$314,481.78	\$0.00
240000 Materiales y artículos de construcción y c	\$1,447,088.85	\$167,416.72	\$281,620.20	\$167,553.00	\$104,274.00	\$506,340.80	\$67,284.13	\$0.00	\$0.00	\$0.00	\$152,600.00	\$0.00	\$0.00	\$1,447,088.85	\$0.00
249000 Otros materiales y artículos de construcción	\$1,447,088.85	\$167,416.72	\$281,620.20	\$167,553.00	\$104,274.00	\$506,340.80	\$67,284.13	\$0.00	\$0.00	\$0.00	\$152,600.00	\$0.00	\$0.00	\$1,447,088.85	\$0.00
249001 Otros materiales y artículos de construcción	\$1,447,088.85	\$167,416.72	\$281,620.20	\$167,553.00	\$104,274.00	\$506,340.80	\$67,284.13	\$0.00	\$0.00	\$0.00	\$152,600.00	\$0.00	\$0.00	\$1,447,088.85	\$0.00
250000 Productos químicos, farmacéuticos y de l	\$978,065.38	\$0.00	\$153,647.80	\$240,130.88	\$106,384.12	\$195,645.41	\$141,056.00	\$91,297.80	\$0.00	\$0.00	\$0.00	\$0.00	\$0.00	\$978,065.38	\$0.00
253000 Medicinas y productos farmacéuticos	\$978,065.38	\$0.00	\$153,647.80	\$240,130.88	\$106,384.12	\$195,645.41	\$141,056.00	\$91,297.80	\$0.00	\$0.00	\$0.00	\$0.00	\$0.00	\$978,065.38	\$0.00
253001 Medicinas y Productos Farmacéuticos	\$978,065.38	\$0.00	\$153,647.80	\$240,130.88	\$106,384.12	\$195,645.41	\$141,056.00	\$91,297.80	\$0.00	\$0.00	\$0.00	\$0.00	\$0.00	\$978,065.38	\$0.00
260000 Combustibles, lubricantes y aditivos	\$911,475.28	\$0.00	\$264,355.50	\$240,130.88	\$0.00	\$0.00	\$0.00	\$387,922.42	\$0.00	\$0.00	\$0.00	\$0.00	\$0.00	\$911,475.28	\$0.00
261000 Combustibles, lubricantes y aditivos	\$911,475.28	\$0.00	\$264,355.50	\$240,130.88	\$0.00	\$0.00	\$0.00	\$387,922.42	\$0.00	\$0.00	\$0.00	\$0.00	\$0.00	\$911,475.28	\$0.00
261001 Combustibles y Lubricantes vehiculos y eq	\$911,475.28	\$0.00	\$264,355.50	\$240,130.88	\$0.00	\$0.00	\$0.00	\$387,922.42	\$0.00	\$0.00	\$0.00	\$0.00	\$0.00	\$911,475.28	\$0.00
270000 Vestuario, blancos, prendas de protecció	\$21,546.16	\$0.00	\$8,480.03	\$0.00	\$0.00	\$1,526.05	\$9,671.08	\$1,869.00	\$0.00	\$0.00	\$0.00	\$0.00	\$0.00	\$21,546.16	\$0.00
271000 Vestuario y uniformes	\$21,546.16	\$0.00	\$8,480.03	\$0.00	\$0.00	\$1,526.05	\$9,671.08	\$1,869.00	\$0.00	\$0.00	\$0.00	\$0.00	\$0.00	\$21,546.16	\$0.00
271001 Vestuario, Uniformes	\$21,546.16	\$0.00	\$8,480.03	\$0.00	\$0.00	\$1,526.05	\$9,671.08	\$1,869.00	\$0.00	\$0.00	\$0.00	\$0.00	\$0.00	\$21,546.16	\$0.00
290000 Herramientas, refacciones y accesorios n	\$76,580.29	\$30,178.00	\$25,026.30	\$12,299.99	\$880.00	\$0.00	\$0.00	\$6,902.00	\$0.00	\$0.00	\$0.00	\$0.00	\$1,294.00	\$76,580.29	\$0.00
291000 Herramientas menores	\$76,580.29	\$30,178.00	\$25,026.30	\$12,299.99	\$880.00	\$0.00	\$0.00	\$6,902.00	\$0.00	\$0.00	\$0.00	\$0.00	\$1,294.00	\$76,580.29	\$0.00
291001 Herramientas Menores	\$76,580.29	\$30,178.00	\$25,026.30	\$12,299.99	\$880.00	\$0.00	\$0.00	\$6,902.00	\$0.00	\$0.00	\$0.00	\$0.00	\$1,294.00	\$76,580.29	\$0.00
294000 Refacciones y accesorios menores de equ	\$4,500.00	\$1,660.00	\$2,840.00	\$0.00	\$0.00	\$0.00	\$0.00	\$0.00	\$0.00	\$0.00	\$0.00	\$0.00	\$0.00	\$4,500.00	\$0.00
294001 Refacciones y accesorios menores de equ	\$4,500.00	\$1,660.00	\$2,840.00	\$0.00	\$0.00	\$0.00	\$0.00	\$0.00	\$0.00	\$0.00	\$0.00	\$0.00	\$0.00	\$4,500.00	\$0.00
300000 SERVICIOS GENERALES	\$8,410,833.39	\$294,082.70	\$436,669.36	\$407,052.69	\$691,926.12	\$329,081.18	\$432,412.30	\$4,345,547.29	\$434,247.53	\$316,317.32	\$113,305.10	\$94,033.45	\$516,158.35	\$8,410,833.39	\$0.00
310000 Servicios básicos	\$43,149.00	\$0.00	\$0.00	\$24,488.00	\$0.00	\$1,628.00	\$0.00	\$6,556.00	\$10,497.00	\$0.00	\$0.00	\$0.00	\$0.00	\$43,149.00	\$0.00
314000 Telefonía tradicional	\$43,149.00	\$0.00	\$0.00	\$24,488.00	\$0.00	\$1,628.00	\$0.00	\$6,556.00	\$10,497.00	\$0.00	\$0.00	\$0.00	\$0.00	\$43,149.00	\$0.00



Municipio de Tecozautla
Estado de Hidalgo
Egresos Pagados por Fuente de Financiamiento al 31/dic 23
(Cifras en pesos y centavos)

Fecha y hora de Impresión 19/ene./2024 03:13 p. m.

Objeto del Gasto	Presupuesto Vigente	Ene	Feb	Mar	Abr	May	Jun	Jul	Ago	Sep	Oct	Nov	Dic	Total	Diferencia (Vigente - Total)
314001 Servicio Telefónico Tradicional	\$43,149.00	\$0.00	\$0.00	\$24,488.00	\$0.00	\$1,628.00	\$0.00	\$6,536.00	\$10,497.00	\$0.00	\$0.00	\$0.00	\$0.00	\$43,149.00	\$0.00
320000 Servicios de arrendamiento	\$50,600.00	\$0.00	\$0.00	\$0.00	\$0.00	\$0.00	\$0.00	\$0.00	\$0.00	\$0.00	\$50,600.00	\$0.00	\$0.00	\$50,600.00	\$0.00
326000 Arrendamiento de maquinaria, otros equip	\$50,600.00	\$0.00	\$0.00	\$0.00	\$0.00	\$0.00	\$0.00	\$0.00	\$0.00	\$0.00	\$50,600.00	\$0.00	\$0.00	\$50,600.00	\$0.00
326001 Arrendamiento de Maquinaria y Equipo	\$50,600.00	\$0.00	\$0.00	\$0.00	\$0.00	\$0.00	\$0.00	\$0.00	\$0.00	\$0.00	\$50,600.00	\$0.00	\$0.00	\$50,600.00	\$0.00
330000 Servicios profesionales, científicos, técni	\$57,375.00	\$0.00	\$0.00	\$0.00	\$0.00	\$0.00	\$28,687.50	\$0.00	\$0.00	\$28,687.50	\$0.00	\$0.00	\$0.00	\$57,375.00	\$0.00
331000 Servicios legales, de contabilidad, auditorí	\$57,375.00	\$0.00	\$0.00	\$0.00	\$0.00	\$0.00	\$28,687.50	\$0.00	\$0.00	\$28,687.50	\$0.00	\$0.00	\$0.00	\$57,375.00	\$0.00
331001 Servicios legales	\$57,375.00	\$0.00	\$0.00	\$0.00	\$0.00	\$0.00	\$28,687.50	\$0.00	\$0.00	\$28,687.50	\$0.00	\$0.00	\$0.00	\$57,375.00	\$0.00
350000 Servicios de instalación, reparación, man	\$1,956,337.51	\$105,791.31	\$357,089.36	\$349,282.57	\$373,733.72	\$213,330.29	\$342,946.20	\$51,795.90	\$0.00	\$38,900.44	\$43,677.30	\$71,251.42	\$8,549.00	\$1,956,337.51	\$0.00
351000 Conservación y mantenimiento menor de li	\$884,746.22	\$72,028.00	\$158,434.79	\$102,980.04	\$42,601.00	\$186,691.46	\$255,592.49	\$34,382.44	\$0.00	\$34,382.44	\$32,036.00	\$0.00	\$0.00	\$884,746.22	\$0.00
351001 Conservación y mantenimiento menor de i	\$884,746.22	\$72,028.00	\$158,434.79	\$102,980.04	\$42,601.00	\$186,691.46	\$255,592.49	\$34,382.44	\$0.00	\$34,382.44	\$32,036.00	\$0.00	\$0.00	\$884,746.22	\$0.00
352000 Instalación, reparación y mantenimiento de	\$32,110.00	\$0.00	\$1,300.00	\$30,810.00	\$0.00	\$0.00	\$0.00	\$0.00	\$0.00	\$0.00	\$0.00	\$0.00	\$0.00	\$32,110.00	\$0.00
352001 Mantenimiento de Mobiliario y Equipo de A	\$32,110.00	\$0.00	\$1,300.00	\$30,810.00	\$0.00	\$0.00	\$0.00	\$0.00	\$0.00	\$0.00	\$0.00	\$0.00	\$0.00	\$32,110.00	\$0.00
353000 Instalación, reparación y mantenimiento de	\$29,904.02	\$0.00	\$0.00	\$0.00	\$1,570.01	\$0.00	\$6,148.00	\$18,068.01	\$0.00	\$2,668.00	\$0.00	\$0.00	\$1,450.00	\$29,904.02	\$0.00
353001 Mantenimiento de bienes informáticos	\$29,904.02	\$0.00	\$0.00	\$0.00	\$1,570.01	\$0.00	\$6,148.00	\$18,068.01	\$0.00	\$2,668.00	\$0.00	\$0.00	\$1,450.00	\$29,904.02	\$0.00
355000 Reparación y mantenimiento de equipo de	\$204,092.88	\$25,022.80	\$65,673.15	\$19,910.94	\$22,176.00	\$17,898.32	\$1,624.00	\$33,717.89	\$0.00	\$1,850.00	\$2,900.78	\$6,220.00	\$7,099.00	\$204,092.88	\$0.00
355001 Mantenimiento de Vehículos	\$204,092.88	\$25,022.80	\$65,673.15	\$19,910.94	\$22,176.00	\$17,898.32	\$1,624.00	\$33,717.89	\$0.00	\$1,850.00	\$2,900.78	\$6,220.00	\$7,099.00	\$204,092.88	\$0.00
357000 Instalación, reparación y mantenimiento de	\$58,692.48	\$8,740.51	\$8,740.48	\$8,740.48	\$0.00	\$8,740.51	\$14,989.98	\$0.00	\$0.00	\$0.00	\$8,740.52	\$0.00	\$0.00	\$58,692.48	\$0.00
357001 Mantenimiento de Maquinaria y Equipo	\$58,692.48	\$8,740.51	\$8,740.48	\$8,740.48	\$0.00	\$8,740.51	\$14,989.98	\$0.00	\$0.00	\$0.00	\$8,740.52	\$0.00	\$0.00	\$58,692.48	\$0.00
358000 Servicios de limpieza y manejo de desech	\$746,791.91	\$0.00	\$122,940.94	\$186,841.11	\$307,386.71	\$0.00	\$64,591.73	\$0.00	\$0.00	\$0.00	\$0.00	\$65,031.42	\$0.00	\$746,791.91	\$0.00
358001 Servicio de Limpieza y manejo de desech	\$746,791.91	\$0.00	\$122,940.94	\$186,841.11	\$307,386.71	\$0.00	\$64,591.73	\$0.00	\$0.00	\$0.00	\$0.00	\$65,031.42	\$0.00	\$746,791.91	\$0.00
360000 Servicios de comunicación social y publi	\$13,920.00	\$0.00	\$0.00	\$4,640.00	\$0.00	\$0.00	\$0.00	\$0.00	\$0.00	\$0.00	\$0.00	\$0.00	\$9,280.00	\$13,920.00	\$0.00
363000 Servicios de creatividad, producción y F	\$13,920.00	\$0.00	\$0.00	\$4,640.00	\$0.00	\$0.00	\$0.00	\$0.00	\$0.00	\$0.00	\$0.00	\$0.00	\$9,280.00	\$13,920.00	\$0.00
363001 Servicios de creatividad, producción y F	\$13,920.00	\$0.00	\$0.00	\$4,640.00	\$0.00	\$0.00	\$0.00	\$0.00	\$0.00	\$0.00	\$0.00	\$0.00	\$9,280.00	\$13,920.00	\$0.00
370000 Servicios de traslado y viáticos	\$100,079.01	\$0.00	\$0.00	\$2,500.00	\$10,193.60	\$23,300.90	\$6,918.00	\$14,386.00	\$10,450.00	\$6,028.38	\$0.00	\$22,782.03	\$3,520.10	\$100,079.01	\$0.00
375000 Viáticos en el país	\$100,079.01	\$0.00	\$0.00	\$2,500.00	\$10,193.60	\$23,300.90	\$6,918.00	\$14,386.00	\$10,450.00	\$6,028.38	\$0.00	\$22,782.03	\$3,520.10	\$100,079.01	\$0.00
375001 Viáticos en el país	\$100,079.01	\$0.00	\$0.00	\$2,500.00	\$10,193.60	\$23,300.90	\$6,918.00	\$14,386.00	\$10,450.00	\$6,028.38	\$0.00	\$22,782.03	\$3,520.10	\$100,079.01	\$0.00
380000 Servicios oficiales	\$6,022,022.87	\$188,291.39	\$79,580.00	\$26,142.12	\$307,998.80	\$90,821.99	\$53,860.60	\$4,269,592.39	\$413,300.53	\$242,701.00	\$13,778.80	\$0.00	\$335,955.25	\$6,022,022.87	\$0.00
382000 Gastos de orden social y cultural	\$6,022,022.87	\$188,291.39	\$79,580.00	\$26,142.12	\$307,998.80	\$90,821.99	\$53,860.60	\$4,269,592.39	\$413,300.53	\$242,701.00	\$13,778.80	\$0.00	\$335,955.25	\$6,022,022.87	\$0.00
382001 Gastos de orden social	\$6,022,022.87	\$188,291.39	\$79,580.00	\$26,142.12	\$307,998.80	\$90,821.99	\$53,860.60	\$4,269,592.39	\$413,300.53	\$242,701.00	\$13,778.80	\$0.00	\$335,955.25	\$6,022,022.87	\$0.00
390000 Otros servicios generales	\$167,350.00	\$0.00	\$0.00	\$0.00	\$0.00	\$0.00	\$3,247.00	\$0.00	\$0.00	\$0.00	\$5,249.00	\$0.00	\$158,854.00	\$167,350.00	\$0.00
392000 Impuestos y derechos	\$167,350.00	\$0.00	\$0.00	\$0.00	\$0.00	\$0.00	\$3,247.00	\$0.00	\$0.00	\$0.00	\$5,249.00	\$0.00	\$158,854.00	\$167,350.00	\$0.00
392001 Pago de ISR	\$167,350.00	\$0.00	\$0.00	\$0.00	\$0.00	\$0.00	\$3,247.00	\$0.00	\$0.00	\$0.00	\$5,249.00	\$0.00	\$158,854.00	\$167,350.00	\$0.00
392006 Pago de derechos	\$164,103.00	\$0.00	\$0.00	\$0.00	\$0.00	\$0.00	\$0.00	\$0.00	\$0.00	\$0.00	\$5,249.00	\$0.00	\$158,854.00	\$164,103.00	\$0.00
400000 TRANSFERENCIAS, ASIGNACIONES	\$3,366,405.24	\$159,749.99	\$485,850.18	\$209,844.00	\$416,821.60	\$796,942.89	\$293,472.00	\$211,956.40	\$163,812.48	\$84,672.00	\$121,884.91	\$89,780.88	\$331,617.91	\$3,366,405.24	\$0.00
441000 Ayudas sociales	\$3,366,405.24	\$159,749.99	\$485,850.18	\$209,844.00	\$416,821.60	\$796,942.89	\$293,472.00	\$211,956.40	\$163,812.48	\$84,672.00	\$121,884.91	\$89,780.88	\$331,617.91	\$3,366,405.24	\$0.00
441000 Ayudas sociales a personas	\$1,269,667.80	\$53,500.00	\$178,791.53	\$76,092.00	\$159,102.00	\$152,203.69	\$84,172.00	\$198,956.39	\$64,422.48	\$57,872.00	\$57,442.00	\$59,392.00	\$127,721.71	\$1,269,667.80	\$0.00
441001 Ayudas sociales a personas	\$1,269,667.80	\$53,500.00	\$178,791.53	\$76,092.00	\$159,102.00	\$152,203.69	\$84,172.00	\$198,956.39	\$64,422.48	\$57,872.00	\$57,442.00	\$59,392.00	\$127,721.71	\$1,269,667.80	\$0.00



Objeto del Gasto	Presupuesto Vigente	Ene	Feb	Mar	Abr	May	Jun	Jul	Ago	Sep	Oct	Nov	Dic	Total	Diferencia (Vigente - Total)
445000 Ayudas sociales a instituciones sin fines de	\$2,096,737.44	\$106,249.99	\$307,058.65	\$133,752.00	\$257,719.60	\$644,739.20	\$209,300.00	\$13,000.01	\$99,390.00	\$26,800.00	\$64,442.91	\$30,388.88	\$203,896.20	\$2,096,737.44	\$0.00
445003 Apoyo a Comunidades	\$2,096,737.44	\$106,249.99	\$307,058.65	\$133,752.00	\$257,719.60	\$644,739.20	\$209,300.00	\$13,000.01	\$99,390.00	\$26,800.00	\$64,442.91	\$30,388.88	\$203,896.20	\$2,096,737.44	\$0.00
500000 BIENES MUEBLES, INMUEBLES E I	\$55,832.00	\$0.00	\$0.00	\$0.00	\$0.00	\$0.00	\$0.00	\$3,810.00	\$0.00	\$0.00	\$0.00	\$0.00	\$52,022.00	\$55,832.00	\$0.00
510000 Mobiliario y equipo de administración	\$55,832.00	\$0.00	\$0.00	\$0.00	\$0.00	\$0.00	\$0.00	\$3,810.00	\$0.00	\$0.00	\$0.00	\$0.00	\$52,022.00	\$55,832.00	\$0.00
511000 Muebles de oficina y estantería	\$3,810.00	\$0.00	\$0.00	\$0.00	\$0.00	\$0.00	\$0.00	\$3,810.00	\$0.00	\$0.00	\$0.00	\$0.00	\$0.00	\$3,810.00	\$0.00
511001 Muebles de oficina y estantería	\$3,810.00	\$0.00	\$0.00	\$0.00	\$0.00	\$0.00	\$0.00	\$3,810.00	\$0.00	\$0.00	\$0.00	\$0.00	\$0.00	\$3,810.00	\$0.00
515000 Equipo de cómputo y de tecnología de la ir	\$52,022.00	\$0.00	\$0.00	\$0.00	\$0.00	\$0.00	\$0.00	\$0.00	\$0.00	\$0.00	\$0.00	\$0.00	\$52,022.00	\$52,022.00	\$0.00
515001 Bienes informáticos	\$52,022.00	\$0.00	\$0.00	\$0.00	\$0.00	\$0.00	\$0.00	\$0.00	\$0.00	\$0.00	\$0.00	\$0.00	\$52,022.00	\$52,022.00	\$0.00
FONDO GENERAL DE PARTICIPACIO	\$44,330,194.39	\$2,672,662.41	\$4,208,347.71	\$3,156,569.88	\$3,685,182.74	\$4,073,594.88	\$2,947,914.07	\$7,103,105.91	\$2,674,119.81	\$2,424,074.32	\$2,388,240.01	\$2,307,593.09	\$6,916,769.36	\$44,330,194.39	\$0.00

1002 IMPUESTO SOBRE AUTOMOVILES NUEVOS (ISAN)

200000 MATERIALES Y SUMINISTROS	\$509,421.52	\$0.00	\$46,400.00	\$28,500.41	\$34,185.00	\$53,255.60	\$20,000.00	\$56,503.89	\$0.00	\$81,670.41	\$89,514.93	\$1,856.00	\$97,535.28	\$509,421.52	\$0.00
210000 Materiales de administración, emisión de	\$509,421.52	\$0.00	\$46,400.00	\$28,500.41	\$34,185.00	\$53,255.60	\$20,000.00	\$56,503.89	\$0.00	\$81,670.41	\$89,514.93	\$1,856.00	\$97,535.28	\$509,421.52	\$0.00
212000 Materiales y útiles de impresión y reproduc	\$346,090.54	\$0.00	\$0.00	\$18,838.40	\$34,185.00	\$23,443.60	\$20,000.00	\$0.00	\$0.00	\$81,670.41	\$68,561.85	\$1,856.00	\$97,535.28	\$346,090.54	\$0.00
212001 Materiales y Útiles de Impresión	\$346,090.54	\$0.00	\$0.00	\$18,838.40	\$34,185.00	\$23,443.60	\$20,000.00	\$0.00	\$0.00	\$81,670.41	\$68,561.85	\$1,856.00	\$97,535.28	\$346,090.54	\$0.00
216000 Material de limpieza	\$163,330.98	\$0.00	\$46,400.00	\$9,662.01	\$0.00	\$29,812.00	\$0.00	\$56,503.89	\$0.00	\$0.00	\$20,953.08	\$0.00	\$0.00	\$163,330.98	\$0.00
216001 Material de Limpieza	\$163,330.98	\$0.00	\$46,400.00	\$9,662.01	\$0.00	\$29,812.00	\$0.00	\$56,503.89	\$0.00	\$0.00	\$20,953.08	\$0.00	\$0.00	\$163,330.98	\$0.00
300000 SERVICIOS GENERALES	\$34,967.54	\$0.00	\$0.00	\$28,762.40	\$0.00	\$0.00	\$0.00	\$4,717.90	\$0.00	\$0.00	\$0.00	\$0.00	\$1,487.24	\$34,967.54	\$0.00
350000 Servicios de instalación, reparación, man	\$34,967.54	\$0.00	\$0.00	\$28,762.40	\$0.00	\$0.00	\$0.00	\$4,717.90	\$0.00	\$0.00	\$0.00	\$0.00	\$1,487.24	\$34,967.54	\$0.00
358000 Servicios de limpieza y manejo de desech	\$34,967.54	\$0.00	\$0.00	\$28,762.40	\$0.00	\$0.00	\$0.00	\$4,717.90	\$0.00	\$0.00	\$0.00	\$0.00	\$1,487.24	\$34,967.54	\$0.00
358001 Servicio de Limpieza y manejo de desech	\$34,967.54	\$0.00	\$0.00	\$28,762.40	\$0.00	\$0.00	\$0.00	\$4,717.90	\$0.00	\$0.00	\$0.00	\$0.00	\$1,487.24	\$34,967.54	\$0.00
IMPUESTO SOBRE AUTOMOVILES NI	\$544,389.06	\$0.00	\$46,400.00	\$57,262.81	\$44,185.00	\$53,255.60	\$20,000.00	\$61,221.79	\$0.00	\$81,670.41	\$89,514.93	\$1,856.00	\$99,022.52	\$544,389.06	\$0.00

1003 IMPUESTO ESPECIAL SOBRE PRODUCTOS Y SERVICIOS

200000 MATERIALES Y SUMINISTROS	\$425,924.88	\$0.00	\$125,359.25	\$29,835.20	\$0.00	\$0.00	\$0.00	\$31,742.85	\$0.00	\$0.00	\$136,851.14	\$11,436.44	\$90,700.00	\$425,924.88	\$0.00
210000 Materiales de administración, emisión de	\$77,764.49	\$0.00	\$4,750.00	\$29,835.20	\$0.00	\$0.00	\$0.00	\$31,742.85	\$0.00	\$0.00	\$0.00	\$11,436.44	\$0.00	\$77,764.49	\$0.00
216000 Material de limpieza	\$77,764.49	\$0.00	\$4,750.00	\$29,835.20	\$0.00	\$0.00	\$0.00	\$31,742.85	\$0.00	\$0.00	\$0.00	\$11,436.44	\$0.00	\$77,764.49	\$0.00
216001 Material de Limpieza	\$77,764.49	\$0.00	\$4,750.00	\$29,835.20	\$0.00	\$0.00	\$0.00	\$31,742.85	\$0.00	\$0.00	\$0.00	\$11,436.44	\$0.00	\$77,764.49	\$0.00
240000 Materiales y artículos de construcción y c	\$183,779.97	\$0.00	\$0.00	\$0.00	\$0.00	\$0.00	\$0.00	\$0.00	\$0.00	\$0.00	\$93,079.97	\$0.00	\$90,700.00	\$183,779.97	\$0.00
249000 Otros materiales y artículos de construcción	\$183,779.97	\$0.00	\$0.00	\$0.00	\$0.00	\$0.00	\$0.00	\$0.00	\$0.00	\$0.00	\$93,079.97	\$0.00	\$90,700.00	\$183,779.97	\$0.00
249001 Otros materiales y artículos de construcción	\$183,779.97	\$0.00	\$0.00	\$0.00	\$0.00	\$0.00	\$0.00	\$0.00	\$0.00	\$0.00	\$93,079.97	\$0.00	\$90,700.00	\$183,779.97	\$0.00
260000 Combustibles, lubricantes y aditivos	\$164,380.42	\$0.00	\$120,609.25	\$0.00	\$0.00	\$0.00	\$0.00	\$0.00	\$0.00	\$0.00	\$43,771.17	\$0.00	\$0.00	\$164,380.42	\$0.00
261000 Combustibles, lubricantes y aditivos	\$164,380.42	\$0.00	\$120,609.25	\$0.00	\$0.00	\$0.00	\$0.00	\$0.00	\$0.00	\$0.00	\$43,771.17	\$0.00	\$0.00	\$164,380.42	\$0.00
261001 Combustibles y Lubricantes vehiculos y eq	\$164,380.42	\$0.00	\$120,609.25	\$0.00	\$0.00	\$0.00	\$0.00	\$0.00	\$0.00	\$0.00	\$43,771.17	\$0.00	\$0.00	\$164,380.42	\$0.00
300000 SERVICIOS GENERALES	\$389,034.77	\$0.00	\$0.00	\$0.00	\$0.00	\$0.00	\$158,004.71	\$43,819.00	\$60,660.00	\$16,668.04	\$66,120.00	\$7,727.00	\$36,036.02	\$389,034.77	\$0.00
350000 Servicios de instalación, reparación, man	\$128,624.71	\$0.00	\$0.00	\$0.00	\$0.00	\$0.00	\$128,624.71	\$0.00	\$0.00	\$0.00	\$0.00	\$0.00	\$0.00	\$128,624.71	\$0.00




Municipio de Tecozautla
 Estado de Hidalgo
 Egresos Pagados por Fuente de Financiamiento al 31/dic/23
 (Cifras en pesos y centavos)

Fecha y hora de Impresión: 19/ene./2024 03:13 p. m.

Objeto del Gasto	Presupuesto Vigente	Ene	Feb	Mar	Abr	May	Jun	Jul	Ago	Sep	Oct	Nov	Dic	Total	Diferencia (Vigente - Total)
3580000 Servicios de limpieza y manejo de desecho	\$128,624.71	\$0.00	\$0.00	\$0.00	\$0.00	\$128,624.71	\$0.00	\$0.00	\$0.00	\$0.00	\$0.00	\$0.00	\$0.00	\$128,624.71	\$0.00
3580001 Servicio de Limpieza y manejo de desecho	\$128,624.71	\$0.00	\$0.00	\$0.00	\$0.00	\$128,624.71	\$0.00	\$0.00	\$0.00	\$0.00	\$0.00	\$0.00	\$0.00	\$128,624.71	\$0.00
3800000 Servicios oficiales	\$260,410.06	\$0.00	\$0.00	\$0.00	\$0.00	\$29,380.00	\$43,819.00	\$43,819.00	\$60,660.00	\$16,668.04	\$66,120.00	\$7,727.00	\$36,036.02	\$260,410.06	\$0.00
3820000 Gastos de orden social y cultural	\$260,410.06	\$0.00	\$0.00	\$0.00	\$0.00	\$29,380.00	\$43,819.00	\$43,819.00	\$60,660.00	\$16,668.04	\$66,120.00	\$7,727.00	\$36,036.02	\$260,410.06	\$0.00
3820001 Gastos de orden social	\$260,410.06	\$0.00	\$0.00	\$0.00	\$0.00	\$29,380.00	\$43,819.00	\$43,819.00	\$60,660.00	\$16,668.04	\$66,120.00	\$7,727.00	\$36,036.02	\$260,410.06	\$0.00
IMPUESTO ESPECIAL SOBRE PRODU	\$814,959.65	\$0.00	\$125,359.25	\$29,835.20	\$0.00	\$158,004.71	\$75,561.85	\$0.00	\$60,660.00	\$16,668.04	\$202,971.14	\$19,163.44	\$126,736.02	\$814,959.65	\$0.00
1004 INCENTIVO A LA VENTA FINAL DE GASOLINAS Y DIESEL															
200000 MATERIALES Y SUMINISTROS	\$685,875.81	\$0.00	\$194,425.76	\$1,150.08	\$0.00	\$130,541.83	\$0.00	\$0.00	\$0.00	\$26,000.00	\$135,237.65	\$93,580.57	\$104,939.92	\$685,875.81	\$0.00
260000 Combustibles, lubricantes y aditivos	\$685,875.81	\$0.00	\$194,425.76	\$1,150.08	\$0.00	\$130,541.83	\$0.00	\$0.00	\$0.00	\$26,000.00	\$135,237.65	\$93,580.57	\$104,939.92	\$685,875.81	\$0.00
261000 Combustibles, lubricantes y aditivos	\$685,875.81	\$0.00	\$194,425.76	\$1,150.08	\$0.00	\$130,541.83	\$0.00	\$0.00	\$0.00	\$26,000.00	\$135,237.65	\$93,580.57	\$104,939.92	\$685,875.81	\$0.00
261001 Combustibles y Lubricantes vehiculos y eq	\$685,875.81	\$0.00	\$194,425.76	\$1,150.08	\$0.00	\$130,541.83	\$0.00	\$0.00	\$0.00	\$26,000.00	\$135,237.65	\$93,580.57	\$104,939.92	\$685,875.81	\$0.00
300000 SERVICIOS GENERALES	\$165,532.00	\$0.00	\$0.00	\$68,092.00	\$0.00	\$0.00	\$0.00	\$0.00	\$97,440.00	\$0.00	\$0.00	\$0.00	\$0.00	\$165,532.00	\$0.00
380000 Servicios oficiales	\$165,532.00	\$0.00	\$0.00	\$68,092.00	\$0.00	\$0.00	\$0.00	\$0.00	\$97,440.00	\$0.00	\$0.00	\$0.00	\$0.00	\$165,532.00	\$0.00
382000 Gastos de orden social y cultural	\$165,532.00	\$0.00	\$0.00	\$68,092.00	\$0.00	\$0.00	\$0.00	\$0.00	\$97,440.00	\$0.00	\$0.00	\$0.00	\$0.00	\$165,532.00	\$0.00
382001 Gastos de orden social	\$165,532.00	\$0.00	\$0.00	\$68,092.00	\$0.00	\$0.00	\$0.00	\$0.00	\$97,440.00	\$0.00	\$0.00	\$0.00	\$0.00	\$165,532.00	\$0.00
400000 TRANSFERENCIAS, ASIGNACIONES	\$289,711.92	\$0.00	\$0.00	\$0.00	\$61,431.12	\$12,300.00	\$75,256.27	\$105,616.65	\$0.00	\$0.00	\$35,107.88	\$0.00	\$0.00	\$289,711.92	\$0.00
440000 Ayudas sociales	\$289,711.92	\$0.00	\$0.00	\$0.00	\$61,431.12	\$12,300.00	\$75,256.27	\$105,616.65	\$0.00	\$0.00	\$35,107.88	\$0.00	\$0.00	\$289,711.92	\$0.00
441000 Ayudas sociales a personas	\$289,711.92	\$0.00	\$0.00	\$0.00	\$61,431.12	\$12,300.00	\$75,256.27	\$105,616.65	\$0.00	\$0.00	\$35,107.88	\$0.00	\$0.00	\$289,711.92	\$0.00
441001 Ayudas sociales a personas	\$289,711.92	\$0.00	\$0.00	\$0.00	\$61,431.12	\$12,300.00	\$75,256.27	\$105,616.65	\$0.00	\$0.00	\$35,107.88	\$0.00	\$0.00	\$289,711.92	\$0.00
INCENTIVO A LA VENTA FINAL DE G/	\$1,141,119.73	\$0.00	\$194,425.76	\$69,242.08	\$61,431.12	\$142,341.83	\$75,256.27	\$105,616.65	\$97,440.00	\$26,000.00	\$170,345.53	\$93,580.57	\$104,939.92	\$1,141,119.73	\$0.00

1005 FONDO DE FOMENTO MUNICIPAL

100000 SERVICIOS PERSONALES	\$13,498,908.00	\$935,758.00	\$1,021,234.00	\$993,562.00	\$1,011,000.00	\$979,528.00	\$998,744.00	\$1,030,942.00	\$1,046,849.00	\$997,742.00	\$989,280.00	\$984,817.00	\$2,509,452.00	\$13,498,908.00	\$0.00
110000 Remuneraciones al personal de carácter	\$10,710,704.00	\$882,882.00	\$930,808.00	\$929,162.00	\$939,000.00	\$920,976.00	\$941,142.00	\$934,299.00	\$937,697.00	\$951,742.00	\$936,742.00	\$938,817.00	\$467,437.00	\$10,710,704.00	\$0.00
113000 Sueldos base al personal permanente	\$10,710,704.00	\$882,882.00	\$930,808.00	\$929,162.00	\$939,000.00	\$920,976.00	\$941,142.00	\$934,299.00	\$937,697.00	\$951,742.00	\$936,742.00	\$938,817.00	\$467,437.00	\$10,710,704.00	\$0.00
113001 Sueldos	\$10,710,704.00	\$882,882.00	\$930,808.00	\$929,162.00	\$939,000.00	\$920,976.00	\$941,142.00	\$934,299.00	\$937,697.00	\$951,742.00	\$936,742.00	\$938,817.00	\$467,437.00	\$10,710,704.00	\$0.00
130000 Remuneraciones adicionales y especiales:	\$2,374,204.00	\$6,876.00	\$44,426.00	\$64,400.00	\$72,000.00	\$12,552.00	\$11,602.00	\$50,643.00	\$63,152.00	\$0.00	\$6,538.00	\$0.00	\$2,042,015.00	\$2,374,204.00	\$0.00
132000 Primas de vacaciones, dominical y gratific	\$2,090,968.00	\$0.00	\$0.00	\$0.00	\$0.00	\$0.00	\$45,491.00	\$0.00	\$0.00	\$0.00	\$0.00	\$0.00	\$2,035,477.00	\$2,090,968.00	\$0.00
132001 Prima de Vacaciones y Dominical	\$2,090,968.00	\$0.00	\$0.00	\$0.00	\$0.00	\$0.00	\$45,491.00	\$0.00	\$0.00	\$0.00	\$0.00	\$0.00	\$1,673,311.00	\$2,090,968.00	\$0.00
132002 Gratificación Anual	\$1,868,166.00	\$0.00	\$0.00	\$0.00	\$0.00	\$0.00	\$0.00	\$0.00	\$0.00	\$0.00	\$0.00	\$0.00	\$1,868,166.00	\$0.00	
133000 Horas extraordinarias	\$158,160.00	\$6,876.00	\$44,426.00	\$18,400.00	\$26,000.00	\$12,552.00	\$11,602.00	\$5,152.00	\$33,152.00	\$0.00	\$0.00	\$0.00	\$0.00	\$158,160.00	\$0.00
133001 Horas extras	\$158,160.00	\$6,876.00	\$44,426.00	\$18,400.00	\$26,000.00	\$12,552.00	\$11,602.00	\$5,152.00	\$33,152.00	\$0.00	\$0.00	\$0.00	\$0.00	\$158,160.00	\$0.00
134000 Compensaciones	\$135,076.00	\$0.00	\$0.00	\$46,000.00	\$46,000.00	\$0.00	\$0.00	\$0.00	\$0.00	\$0.00	\$6,538.00	\$0.00	\$6,538.00	\$135,076.00	\$0.00
134001 Compensaciones	\$135,076.00	\$0.00	\$0.00	\$46,000.00	\$46,000.00	\$0.00	\$0.00	\$0.00	\$0.00	\$0.00	\$6,538.00	\$0.00	\$6,538.00	\$135,076.00	\$0.00
150000 Otras prestaciones sociales y económica	\$414,000.00	\$46,000.00	\$46,000.00	\$0.00	\$0.00	\$46,000.00	\$46,000.00	\$46,000.00	\$46,000.00	\$46,000.00	\$46,000.00	\$46,000.00	\$0.00	\$414,000.00	\$0.00



Municipio de Tecozautla
 Estado de Hidalgo
 Egresos Pagados por Fuente de Financiamiento al 31/dic
 (Cifras en pesos y centavos)

Fecha y hora de Impresión 19/ene./2024 03:13 p. m.

Objeto del Gasto	Presupuesto Vigente	Ene	Feb	Mar	Abr	May	Jun	Jul	Ago	Sep	Oct	Nov	Dic	Total	Diferencia (Vigente - Total)
159000 Otras prestaciones sociales y económicas	\$414,000.00	\$46,000.00	\$46,000.00	\$46,000.00	\$46,000.00	\$46,000.00	\$46,000.00	\$46,000.00	\$46,000.00	\$46,000.00	\$46,000.00	\$46,000.00	\$46,000.00	\$414,000.00	\$0.00
159002 Otras Prestaciones	\$414,000.00	\$46,000.00	\$46,000.00	\$46,000.00	\$46,000.00	\$46,000.00	\$46,000.00	\$46,000.00	\$46,000.00	\$46,000.00	\$46,000.00	\$46,000.00	\$46,000.00	\$414,000.00	\$0.00
20000 MATERIALES Y SUMINISTROS	\$258,639.60	\$0.00	\$57,489.60	\$0.00	\$0.00	\$0.00	\$0.00	\$0.00	\$0.00	\$0.00	\$0.00	\$0.00	\$201,150.00	\$258,639.60	\$0.00
210000 Materiales de administración, emisión de	\$12,180.00	\$0.00	\$12,180.00	\$0.00	\$0.00	\$0.00	\$0.00	\$0.00	\$0.00	\$0.00	\$0.00	\$0.00	\$0.00	\$12,180.00	\$0.00
216000 Material de limpieza	\$12,180.00	\$0.00	\$12,180.00	\$0.00	\$0.00	\$0.00	\$0.00	\$0.00	\$0.00	\$0.00	\$0.00	\$0.00	\$0.00	\$12,180.00	\$0.00
216001 Material de Limpieza	\$12,180.00	\$0.00	\$12,180.00	\$0.00	\$0.00	\$0.00	\$0.00	\$0.00	\$0.00	\$0.00	\$0.00	\$0.00	\$0.00	\$12,180.00	\$0.00
240000 Materiales y artículos de construcción y c	\$246,459.60	\$0.00	\$45,309.60	\$0.00	\$0.00	\$0.00	\$0.00	\$0.00	\$0.00	\$0.00	\$0.00	\$0.00	\$201,150.00	\$246,459.60	\$0.00
240000 Otros materiales y artículos de construcción	\$246,459.60	\$0.00	\$45,309.60	\$0.00	\$0.00	\$0.00	\$0.00	\$0.00	\$0.00	\$0.00	\$0.00	\$0.00	\$201,150.00	\$246,459.60	\$0.00
249001 Otros materiales y artículos de construcción	\$246,459.60	\$0.00	\$45,309.60	\$0.00	\$0.00	\$0.00	\$0.00	\$0.00	\$0.00	\$0.00	\$0.00	\$0.00	\$201,150.00	\$246,459.60	\$0.00
30000 SERVICIOS GENERALES	\$2,988,939.37	\$273,412.18	\$169,680.00	\$246,634.00	\$153,260.00	\$474,884.94	\$216,620.00	\$162,680.00	\$242,060.00	\$307,000.03	\$24,440.00	\$14,440.00	\$703,828.22	\$2,988,939.37	\$0.00
320000 Servicios de arrendamiento	\$2,950,801.22	\$273,412.18	\$169,680.00	\$246,634.00	\$153,260.00	\$474,884.94	\$216,620.00	\$162,680.00	\$242,060.00	\$307,000.03	\$24,440.00	\$14,440.00	\$665,690.07	\$2,950,801.22	\$0.00
321000 Arrendamiento de terrenos	\$135,770.07	\$0.00	\$0.00	\$4,000.00	\$2,000.00	\$0.00	\$2,000.00	\$4,000.00	\$2,000.00	\$0.00	\$4,000.00	\$0.00	\$117,770.07	\$135,770.07	\$0.00
321001 Arrendamiento de terrenos	\$135,770.07	\$0.00	\$0.00	\$4,000.00	\$2,000.00	\$0.00	\$2,000.00	\$4,000.00	\$2,000.00	\$0.00	\$4,000.00	\$0.00	\$117,770.07	\$135,770.07	\$0.00
322000 Arrendamiento de edificios	\$415,710.03	\$0.00	\$12,500.00	\$4,000.00	\$72,960.00	\$25,920.00	\$57,440.00	\$0.00	\$4,000.00	\$71,520.03	\$14,440.00	\$14,440.00	\$138,490.00	\$415,710.03	\$0.00
322001 Arrendamiento de edificios	\$415,710.03	\$0.00	\$12,500.00	\$4,000.00	\$72,960.00	\$25,920.00	\$57,440.00	\$0.00	\$4,000.00	\$71,520.03	\$14,440.00	\$14,440.00	\$138,490.00	\$415,710.03	\$0.00
326000 Arrendamiento de maquinaria, otros equip	\$2,399,321.12	\$273,412.18	\$157,180.00	\$238,634.00	\$78,300.00	\$448,964.94	\$157,180.00	\$158,680.00	\$236,060.00	\$235,480.00	\$6,000.00	\$0.00	\$409,430.00	\$2,399,321.12	\$0.00
326001 Arrendamiento de Maquinaria y Equipo	\$2,399,321.12	\$273,412.18	\$157,180.00	\$238,634.00	\$78,300.00	\$448,964.94	\$157,180.00	\$158,680.00	\$236,060.00	\$235,480.00	\$6,000.00	\$0.00	\$409,430.00	\$2,399,321.12	\$0.00
380000 Servicios oficiales	\$38,138.15	\$0.00	\$0.00	\$0.00	\$0.00	\$0.00	\$0.00	\$0.00	\$0.00	\$0.00	\$0.00	\$0.00	\$38,138.15	\$38,138.15	\$0.00
382000 Gastos de orden social y cultural	\$38,138.15	\$0.00	\$0.00	\$0.00	\$0.00	\$0.00	\$0.00	\$0.00	\$0.00	\$0.00	\$0.00	\$0.00	\$38,138.15	\$38,138.15	\$0.00
382001 Gastos de orden social	\$38,138.15	\$0.00	\$0.00	\$0.00	\$0.00	\$0.00	\$0.00	\$0.00	\$0.00	\$0.00	\$0.00	\$0.00	\$38,138.15	\$38,138.15	\$0.00
400000 TRANSFERENCIAS, ASIGNACIONES	\$360,556.92	\$6,000.00	\$6,000.00	\$0.00	\$0.00	\$58,245.92	\$0.00	\$0.00	\$0.00	\$0.00	\$0.00	\$0.00	\$288,311.00	\$360,556.92	\$0.00
440000 Ayudas sociales	\$360,556.92	\$6,000.00	\$6,000.00	\$0.00	\$0.00	\$58,245.92	\$0.00	\$0.00	\$0.00	\$0.00	\$0.00	\$0.00	\$288,311.00	\$360,556.92	\$0.00
441000 Ayudas sociales a personas	\$14,000.00	\$6,000.00	\$6,000.00	\$0.00	\$0.00	\$0.00	\$0.00	\$0.00	\$0.00	\$0.00	\$0.00	\$0.00	\$0.00	\$14,000.00	\$0.00
441001 Ayudas sociales a personas	\$14,000.00	\$6,000.00	\$6,000.00	\$0.00	\$0.00	\$0.00	\$0.00	\$0.00	\$0.00	\$0.00	\$0.00	\$0.00	\$0.00	\$14,000.00	\$0.00
445000 Ayudas sociales a instituciones sin fines de	\$346,556.92	\$0.00	\$0.00	\$0.00	\$0.00	\$58,245.92	\$0.00	\$0.00	\$0.00	\$0.00	\$0.00	\$0.00	\$288,311.00	\$346,556.92	\$0.00
445001 Ayudas sociales a instituciones sin fines de	\$346,556.92	\$0.00	\$0.00	\$0.00	\$0.00	\$58,245.92	\$0.00	\$0.00	\$0.00	\$0.00	\$0.00	\$0.00	\$288,311.00	\$346,556.92	\$0.00
445003 Apoyo a Comunidades	\$256,546.00	\$0.00	\$0.00	\$0.00	\$0.00	\$0.00	\$0.00	\$0.00	\$0.00	\$0.00	\$0.00	\$0.00	\$31,765.00	\$90,010.92	\$0.00
FONDO DE FOMENTO MUNICIPAL	\$17,107,043.89	\$1,215,176.18	\$1,256,403.80	\$1,240,196.00	\$1,164,260.00	\$1,512,656.86	\$1,215,364.00	\$1,193,822.00	\$1,283,909.00	\$1,304,742.03	\$1,013,720.00	\$599,257.00	\$3,702,741.22	\$17,107,043.89	\$0.00

1006 FONDO DE FISCALIZACION Y RECAUDACION

Objeto del Gasto	Presupuesto Vigente	Ene	Feb	Mar	Abr	May	Jun	Jul	Ago	Sep	Oct	Nov	Dic	Total	Diferencia (Vigente - Total)
100000 SERVICIOS PERSONALES	\$191,500.00	\$0.00	\$0.00	\$0.00	\$0.00	\$0.00	\$0.00	\$0.00	\$0.00	\$0.00	\$0.00	\$0.00	\$0.00	\$191,500.00	\$0.00
150000 Otras prestaciones sociales y económica	\$191,500.00	\$0.00	\$0.00	\$0.00	\$0.00	\$0.00	\$0.00	\$0.00	\$0.00	\$0.00	\$0.00	\$0.00	\$0.00	\$191,500.00	\$0.00
152000 Indemnizaciones	\$191,500.00	\$0.00	\$0.00	\$0.00	\$0.00	\$0.00	\$0.00	\$0.00	\$0.00	\$0.00	\$0.00	\$0.00	\$0.00	\$191,500.00	\$0.00
152001 Indemnizaciones	\$191,500.00	\$0.00	\$0.00	\$0.00	\$0.00	\$0.00	\$0.00	\$0.00	\$0.00	\$0.00	\$0.00	\$0.00	\$0.00	\$191,500.00	\$0.00
200000 MATERIALES Y SUMINISTROS	\$190,873.66	\$0.00	\$65,159.52	\$1,500.00	\$1,500.00	\$39,318.92	\$12,699.02	\$0.00	\$21,292.96	\$7,103.84	\$42,299.40	\$0.00	\$0.00	\$190,873.66	\$0.00
210000 Materiales de administración, emisión de	\$148,574.26	\$0.00	\$65,159.52	\$1,500.00	\$1,500.00	\$39,318.92	\$12,699.02	\$0.00	\$21,292.96	\$7,103.84	\$42,299.40	\$0.00	\$0.00	\$190,873.66	\$0.00
210000 Materiales de administración, emisión de	\$148,574.26	\$0.00	\$65,159.52	\$1,500.00	\$1,500.00	\$39,318.92	\$12,699.02	\$0.00	\$21,292.96	\$7,103.84	\$42,299.40	\$0.00	\$0.00	\$190,873.66	\$0.00



Municipio de Tecozautla
Estado de Hidalgo
Egresos Pagados por Fuente de Financiamiento al 31/dic/23
(Cifras en pesos y centavos)

Fecha y hora de Impresión
19/ene./2024
03:13 p. m.

Objeto del Gasto	Presupuesto Vigente	Ene	Feb	Mar	Abr	May	Jun	Jul	Ago	Sep	Oct	Nov	Dic	Total	Diferencia (Vigente - Total)
216000 Material de limpieza	\$148,574.26	\$0.00	\$65,159.52	\$1,500.00	\$1,500.00	\$39,318.92	\$12,699.02	\$0.00	\$21,292.96	\$7,103.84	\$0.00	\$0.00	\$0.00	\$148,574.26	\$0.00
216001 Material de Limpieza	\$148,574.26	\$0.00	\$65,159.52	\$1,500.00	\$1,500.00	\$39,318.92	\$12,699.02	\$0.00	\$21,292.96	\$7,103.84	\$0.00	\$0.00	\$0.00	\$148,574.26	\$0.00
250000 Productos químicos, farmacéuticos y de I	\$42,299.40	\$0.00	\$0.00	\$0.00	\$0.00	\$0.00	\$0.00	\$0.00	\$0.00	\$0.00	\$42,299.40	\$0.00	\$0.00	\$42,299.40	\$0.00
253000 Medicinas y productos farmacéuticos	\$42,299.40	\$0.00	\$0.00	\$0.00	\$0.00	\$0.00	\$0.00	\$0.00	\$0.00	\$0.00	\$42,299.40	\$0.00	\$0.00	\$42,299.40	\$0.00
253001 Medicinas y Productos Farmacéuticos	\$42,299.40	\$0.00	\$0.00	\$0.00	\$0.00	\$0.00	\$0.00	\$0.00	\$0.00	\$0.00	\$42,299.40	\$0.00	\$0.00	\$42,299.40	\$0.00
300000 SERVICIOS GENERALES	\$629,411.13	\$0.00	\$231,335.44	\$0.00	\$132,495.28	\$20,648.00	\$4,640.00	\$4,640.00	\$4,640.00	\$4,640.00	\$156,210.92	\$70,161.49	\$0.00	\$629,411.13	\$0.00
340000 Servicios financieros, bancarios y comer	\$187.92	\$0.00	\$0.00	\$0.00	\$0.00	\$0.00	\$0.00	\$0.00	\$0.00	\$0.00	\$187.92	\$0.00	\$0.00	\$187.92	\$0.00
349000 Servicios financieros, bancarios y comerci	\$187.92	\$0.00	\$0.00	\$0.00	\$0.00	\$0.00	\$0.00	\$0.00	\$0.00	\$0.00	\$187.92	\$0.00	\$0.00	\$187.92	\$0.00
349001 Servicios financieros, bancarios y comerci	\$187.92	\$0.00	\$0.00	\$0.00	\$0.00	\$0.00	\$0.00	\$0.00	\$0.00	\$0.00	\$187.92	\$0.00	\$0.00	\$187.92	\$0.00
350000 Servicios de instalación, reparación, man	\$436,080.21	\$0.00	\$226,695.44	\$0.00	\$127,855.28	\$16,008.00	\$0.00	\$0.00	\$0.00	\$0.00	\$0.00	\$85,521.49	\$0.00	\$436,080.21	\$0.00
358000 Servicios de limpieza y manejo de desech	\$436,080.21	\$0.00	\$226,695.44	\$0.00	\$127,855.28	\$16,008.00	\$0.00	\$0.00	\$0.00	\$0.00	\$0.00	\$85,521.49	\$0.00	\$436,080.21	\$0.00
358001 Servicio de Limpieza y manejo de desech	\$436,080.21	\$0.00	\$226,695.44	\$0.00	\$127,855.28	\$16,008.00	\$0.00	\$0.00	\$0.00	\$0.00	\$0.00	\$85,521.49	\$0.00	\$436,080.21	\$0.00
360000 Servicios de comunicación social y publi	\$41,760.00	\$0.00	\$4,640.00	\$0.00	\$4,640.00	\$4,640.00	\$4,640.00	\$4,640.00	\$4,640.00	\$4,640.00	\$4,640.00	\$0.00	\$0.00	\$41,760.00	\$0.00
363000 Servicios de creatividad, reproducción y f	\$41,760.00	\$0.00	\$4,640.00	\$0.00	\$4,640.00	\$4,640.00	\$4,640.00	\$4,640.00	\$4,640.00	\$4,640.00	\$4,640.00	\$0.00	\$0.00	\$41,760.00	\$0.00
363001 Servicios de creatividad, reproducción y f	\$41,760.00	\$0.00	\$4,640.00	\$0.00	\$4,640.00	\$4,640.00	\$4,640.00	\$4,640.00	\$4,640.00	\$4,640.00	\$4,640.00	\$0.00	\$0.00	\$41,760.00	\$0.00
380000 Servicios oficiales	\$151,383.00	\$0.00	\$0.00	\$0.00	\$0.00	\$0.00	\$0.00	\$0.00	\$0.00	\$0.00	\$151,383.00	\$0.00	\$0.00	\$151,383.00	\$0.00
382000 Gastos de orden social y cultural	\$151,383.00	\$0.00	\$0.00	\$0.00	\$0.00	\$0.00	\$0.00	\$0.00	\$0.00	\$0.00	\$151,383.00	\$0.00	\$0.00	\$151,383.00	\$0.00
382001 Gastos de orden social	\$151,383.00	\$0.00	\$0.00	\$0.00	\$0.00	\$0.00	\$0.00	\$0.00	\$0.00	\$0.00	\$151,383.00	\$0.00	\$0.00	\$151,383.00	\$0.00
400000 TRANSFERENCIAS, ASIGNACIONES	\$421,804.15	\$0.00	\$82,204.60	\$0.00	\$31,800.00	\$38,744.00	\$12,700.00	\$0.00	\$28,200.00	\$0.00	\$36,929.60	\$71,666.66	\$119,559.29	\$421,804.15	\$0.00
440000 Ayudas sociales	\$421,804.15	\$0.00	\$82,204.60	\$0.00	\$31,800.00	\$38,744.00	\$12,700.00	\$0.00	\$28,200.00	\$0.00	\$36,929.60	\$71,666.66	\$119,559.29	\$421,804.15	\$0.00
441000 Ayudas sociales a personas	\$5,245.29	\$0.00	\$0.00	\$0.00	\$0.00	\$0.00	\$0.00	\$0.00	\$0.00	\$0.00	\$0.00	\$0.00	\$1,445.29	\$5,245.29	\$0.00
441001 Ayudas sociales a personas	\$5,245.29	\$0.00	\$0.00	\$0.00	\$0.00	\$0.00	\$0.00	\$0.00	\$0.00	\$0.00	\$0.00	\$0.00	\$1,445.29	\$5,245.29	\$0.00
445000 Ayudas sociales a instituciones sin fines de	\$416,558.86	\$0.00	\$82,204.60	\$0.00	\$31,800.00	\$38,744.00	\$12,700.00	\$0.00	\$28,200.00	\$0.00	\$33,129.60	\$71,666.66	\$118,114.00	\$416,558.86	\$0.00
445003 Apoyo a Comunidades	\$416,558.86	\$0.00	\$82,204.60	\$0.00	\$31,800.00	\$38,744.00	\$12,700.00	\$0.00	\$28,200.00	\$0.00	\$33,129.60	\$71,666.66	\$118,114.00	\$416,558.86	\$0.00
500000 BIENES MUEBLES, INMUEBLES E IN	\$15,229.72	\$0.00	\$0.00	\$0.00	\$0.00	\$0.00	\$0.00	\$0.00	\$0.00	\$0.00	\$15,229.72	\$0.00	\$0.00	\$15,229.72	\$0.00
560000 Maquinaria, otros equipos y herramientas	\$15,229.72	\$0.00	\$0.00	\$0.00	\$0.00	\$0.00	\$0.00	\$0.00	\$0.00	\$0.00	\$15,229.72	\$0.00	\$0.00	\$15,229.72	\$0.00
567000 Herramientas y máquinas-herramienta	\$15,229.72	\$0.00	\$0.00	\$0.00	\$0.00	\$0.00	\$0.00	\$0.00	\$0.00	\$0.00	\$15,229.72	\$0.00	\$0.00	\$15,229.72	\$0.00
567001 Herramientas y Máquinas-Herramientas	\$15,229.72	\$0.00	\$0.00	\$0.00	\$0.00	\$0.00	\$0.00	\$0.00	\$0.00	\$0.00	\$15,229.72	\$0.00	\$0.00	\$15,229.72	\$0.00
FONDO DE FISCALIZACION Y RECAU	\$1,448,816.66	\$0.00	\$378,695.36	\$1,500.00	\$165,795.28	\$98,710.92	\$30,039.02	\$4,640.00	\$54,132.96	\$11,743.84	\$442,169.64	\$141,828.15	\$119,559.29	\$1,448,816.66	\$0.00

1007 FONDO DE COMPENSACION

100000 SERVICIOS PERSONALES	\$648,500.00	\$0.00	\$0.00	\$0.00	\$0.00	\$0.00	\$0.00	\$0.00	\$0.00	\$0.00	\$648,500.00	\$0.00	\$0.00	\$648,500.00	\$0.00
150000 Otras prestaciones sociales y económica	\$648,500.00	\$0.00	\$0.00	\$0.00	\$0.00	\$0.00	\$0.00	\$0.00	\$0.00	\$0.00	\$648,500.00	\$0.00	\$0.00	\$648,500.00	\$0.00
152000 Indemnizaciones	\$648,500.00	\$0.00	\$0.00	\$0.00	\$0.00	\$0.00	\$0.00	\$0.00	\$0.00	\$0.00	\$648,500.00	\$0.00	\$0.00	\$648,500.00	\$0.00
152001 Indemnizaciones	\$648,500.00	\$0.00	\$0.00	\$0.00	\$0.00	\$0.00	\$0.00	\$0.00	\$0.00	\$0.00	\$648,500.00	\$0.00	\$0.00	\$648,500.00	\$0.00
200000 MATERIALES Y SUMINISTROS	\$179,993.31	\$0.00	\$0.00	\$0.00	\$0.00	\$0.00	\$0.00	\$0.00	\$0.00	\$0.00	\$0.00	\$179,993.31	\$0.00	\$179,993.31	\$0.00



Municipio de Tecozautla
Estado de Hidalgo
Egresos Pagados por Fuente de Financiamiento al 31/dic 23
 (Cifras en pesos y centavos)

Fecha y hora de impresión: 19/ene/2024 03:13 p. m.

Objeto del Gasto	Presupuesto Vigente	Ene	Feb	Mar	Abr	May	Jun	Jul	Ago	Sep	Oct	Nov	Dic	Total	Diferencia (Vigente - Total)
250000 Productos químicos, farmacéuticos y de l	\$179,993.31	\$0.00	\$0.00	\$0.00	\$0.00	\$0.00	\$0.00	\$0.00	\$0.00	\$0.00	\$0.00	\$179,993.31	\$0.00	\$179,993.31	\$0.00
253000 Medicinas y productos farmacéuticos	\$179,993.31	\$0.00	\$0.00	\$0.00	\$0.00	\$0.00	\$0.00	\$0.00	\$0.00	\$0.00	\$0.00	\$179,993.31	\$0.00	\$179,993.31	\$0.00
253001 Medicinas y Productos Farmacéuticos	\$179,993.31	\$0.00	\$0.00	\$0.00	\$0.00	\$0.00	\$0.00	\$0.00	\$0.00	\$0.00	\$0.00	\$179,993.31	\$0.00	\$179,993.31	\$0.00
300000 SERVICIOS GENERALES	\$201,314.23	\$0.00	\$0.00	\$0.00	\$0.00	\$0.00	\$0.00	\$0.00	\$0.00	\$563.76	\$89,291.72	\$111,458.75	\$201,314.23	\$201,314.23	\$0.00
340000 Servicios financieros, bancarios y comer	\$563.76	\$0.00	\$0.00	\$0.00	\$0.00	\$0.00	\$0.00	\$0.00	\$0.00	\$563.76	\$0.00	\$0.00	\$0.00	\$563.76	\$0.00
349000 Servicios financieros, bancarios y comerc	\$563.76	\$0.00	\$0.00	\$0.00	\$0.00	\$0.00	\$0.00	\$0.00	\$0.00	\$563.76	\$0.00	\$0.00	\$0.00	\$563.76	\$0.00
349001 Servicios financieros, bancarios y comerc	\$563.76	\$0.00	\$0.00	\$0.00	\$0.00	\$0.00	\$0.00	\$0.00	\$0.00	\$563.76	\$0.00	\$0.00	\$0.00	\$563.76	\$0.00
380000 Servicios oficiales	\$200,750.47	\$0.00	\$0.00	\$0.00	\$0.00	\$0.00	\$0.00	\$0.00	\$0.00	\$0.00	\$0.00	\$89,291.72	\$111,458.75	\$200,750.47	\$0.00
382000 Gastos de orden social y cultural	\$200,750.47	\$0.00	\$0.00	\$0.00	\$0.00	\$0.00	\$0.00	\$0.00	\$0.00	\$0.00	\$0.00	\$89,291.72	\$111,458.75	\$200,750.47	\$0.00
382001 Gastos de orden social	\$200,750.47	\$0.00	\$0.00	\$0.00	\$0.00	\$0.00	\$0.00	\$0.00	\$0.00	\$0.00	\$0.00	\$89,291.72	\$111,458.75	\$200,750.47	\$0.00
FONDO DE COMPENSACION	\$1,029,807.54	\$0.00	\$0.00	\$0.00	\$0.00	\$0.00	\$0.00	\$0.00	\$0.00	\$649,063.76	\$289,285.03	\$111,458.75	\$1,029,807.54	\$1,029,807.54	\$0.00
1008 FEIEF															
SERVICIOS PERSONALES	\$92,500.00	\$0.00	\$0.00	\$0.00	\$0.00	\$0.00	\$0.00	\$0.00	\$0.00	\$0.00	\$0.00	\$0.00	\$92,500.00	\$92,500.00	\$0.00
150000 Otras prestaciones sociales y económica	\$92,500.00	\$0.00	\$0.00	\$0.00	\$0.00	\$0.00	\$0.00	\$0.00	\$0.00	\$0.00	\$0.00	\$0.00	\$92,500.00	\$92,500.00	\$0.00
152000 Indemnizaciones	\$92,500.00	\$0.00	\$0.00	\$0.00	\$0.00	\$0.00	\$0.00	\$0.00	\$0.00	\$0.00	\$0.00	\$0.00	\$92,500.00	\$92,500.00	\$0.00
152001 Indemnizaciones	\$92,500.00	\$0.00	\$0.00	\$0.00	\$0.00	\$0.00	\$0.00	\$0.00	\$0.00	\$0.00	\$0.00	\$0.00	\$92,500.00	\$92,500.00	\$0.00
300000 SERVICIOS GENERALES	\$2,059,935.81	\$0.00	\$0.00	\$0.00	\$0.00	\$0.00	\$0.00	\$0.00	\$0.00	\$871,982.00	\$125,310.08	\$1,062,643.73	\$2,059,935.81	\$2,059,935.81	\$0.00
320000 Servicios de arrendamiento	\$265,640.00	\$0.00	\$0.00	\$0.00	\$0.00	\$0.00	\$0.00	\$0.00	\$0.00	\$0.00	\$0.00	\$78,880.00	\$186,760.00	\$265,640.00	\$0.00
326000 Arrendamiento de maquinaria, otros equip	\$265,640.00	\$0.00	\$0.00	\$0.00	\$0.00	\$0.00	\$0.00	\$0.00	\$0.00	\$0.00	\$0.00	\$78,880.00	\$186,760.00	\$265,640.00	\$0.00
326001 Arrendamiento de Maquinaria y Equipo	\$265,640.00	\$0.00	\$0.00	\$0.00	\$0.00	\$0.00	\$0.00	\$0.00	\$0.00	\$0.00	\$0.00	\$78,880.00	\$186,760.00	\$265,640.00	\$0.00
350000 Servicios de instalación, reparación, man	\$169,036.73	\$0.00	\$0.00	\$0.00	\$0.00	\$0.00	\$0.00	\$0.00	\$0.00	\$0.00	\$0.00	\$38,506.72	\$130,530.01	\$169,036.73	\$0.00
355000 Reparación y mantenimiento de equipo de	\$7,023.80	\$0.00	\$0.00	\$0.00	\$0.00	\$0.00	\$0.00	\$0.00	\$0.00	\$0.00	\$0.00	\$7,023.80	\$0.00	\$7,023.80	\$0.00
355001 Mantenimiento de Vehículos	\$7,023.80	\$0.00	\$0.00	\$0.00	\$0.00	\$0.00	\$0.00	\$0.00	\$0.00	\$0.00	\$0.00	\$7,023.80	\$0.00	\$7,023.80	\$0.00
358000 Servicios de limpieza y manejo de desech	\$162,012.93	\$0.00	\$0.00	\$0.00	\$0.00	\$0.00	\$0.00	\$0.00	\$0.00	\$0.00	\$0.00	\$31,482.92	\$130,530.01	\$162,012.93	\$0.00
358001 Servicio de Limpieza y manejo de desechi	\$162,012.93	\$0.00	\$0.00	\$0.00	\$0.00	\$0.00	\$0.00	\$0.00	\$0.00	\$0.00	\$0.00	\$31,482.92	\$130,530.01	\$162,012.93	\$0.00
380000 Servicios oficiales	\$1,625,259.08	\$0.00	\$0.00	\$0.00	\$0.00	\$0.00	\$0.00	\$0.00	\$0.00	\$871,982.00	\$7,923.36	\$745,353.72	\$1,625,259.08	\$0.00	\$0.00
382000 Gastos de orden social y cultural	\$1,625,259.08	\$0.00	\$0.00	\$0.00	\$0.00	\$0.00	\$0.00	\$0.00	\$0.00	\$871,982.00	\$7,923.36	\$745,353.72	\$1,625,259.08	\$0.00	\$0.00
382001 Gastos de orden social	\$1,625,259.08	\$0.00	\$0.00	\$0.00	\$0.00	\$0.00	\$0.00	\$0.00	\$0.00	\$871,982.00	\$7,923.36	\$745,353.72	\$1,625,259.08	\$0.00	\$0.00
400000 TRANSFERENCIAS, ASIGNACIONES	\$72,000.00	\$0.00	\$0.00	\$0.00	\$0.00	\$0.00	\$0.00	\$0.00	\$0.00	\$0.00	\$0.00	\$0.00	\$72,000.00	\$72,000.00	\$0.00
440000 Ayudas sociales	\$72,000.00	\$0.00	\$0.00	\$0.00	\$0.00	\$0.00	\$0.00	\$0.00	\$0.00	\$0.00	\$0.00	\$0.00	\$72,000.00	\$72,000.00	\$0.00
445000 Ayudas sociales a instituciones sin fines d	\$72,000.00	\$0.00	\$0.00	\$0.00	\$0.00	\$0.00	\$0.00	\$0.00	\$0.00	\$0.00	\$0.00	\$0.00	\$72,000.00	\$72,000.00	\$0.00
445003 Apoyo a Comunidades	\$72,000.00	\$0.00	\$0.00	\$0.00	\$0.00	\$0.00	\$0.00	\$0.00	\$0.00	\$0.00	\$0.00	\$0.00	\$72,000.00	\$72,000.00	\$0.00
600000 INVERSION PUBLICA	\$300,000.00	\$0.00	\$0.00	\$0.00	\$0.00	\$0.00	\$0.00	\$0.00	\$0.00	\$300,000.00	\$0.00	\$0.00	\$300,000.00	\$300,000.00	\$0.00
610000 Obra pública en bienes de dominio públic	\$300,000.00	\$0.00	\$0.00	\$0.00	\$0.00	\$0.00	\$0.00	\$0.00	\$0.00	\$300,000.00	\$0.00	\$0.00	\$300,000.00	\$300,000.00	\$0.00
614000 División de terrenos y construcción de obr	\$300,000.00	\$0.00	\$0.00	\$0.00	\$0.00	\$0.00	\$0.00	\$0.00	\$0.00	\$300,000.00	\$0.00	\$0.00	\$300,000.00	\$300,000.00	\$0.00



Objeto del Gasto	Presupuesto Vigente	Ene	Feb	Mar	Abr	May	Jun	Jul	Ago	Sep	Oct	Nov	Dic	Total	Diferencia (Vigente - Total)
614001 División de terrenos y construcción de obra	\$300,000.00	\$0.00	\$0.00	\$0.00	\$0.00	\$0.00	\$0.00	\$0.00	\$0.00	\$0.00	\$300,000.00	\$0.00	\$0.00	\$300,000.00	\$0.00
FEIEF	\$2,524,435.81	\$0.00	\$0.00	\$0.00	\$0.00	\$0.00	\$0.00	\$0.00	\$0.00	\$0.00	\$1,777,982.00	\$125,370.08	\$1,227,143.73	\$2,524,435.81	\$0.00
1009 COMPENSACION SOBRE IMPUESTO A AUTOMOVILES NUEVOS (CISAN)															
200000 MATERIALES Y SUMINISTROS	\$67,139.18	\$0.00	\$0.00	\$0.00	\$0.00	\$0.00	\$0.00	\$4,609.84	\$0.00	\$14,892.08	\$3,960.01	\$10,000.00	\$15,813.25	\$67,139.18	\$0.00
211000 Materiales de administración, emisión de	\$41,325.93	\$0.00	\$0.00	\$0.00	\$0.00	\$17,864.00	\$0.00	\$4,609.84	\$0.00	\$14,892.08	\$3,960.01	\$0.00	\$0.00	\$41,325.93	\$0.00
211000 Materiales, útiles y equipos menores de ofi	\$41,325.93	\$0.00	\$0.00	\$0.00	\$0.00	\$17,864.00	\$0.00	\$4,609.84	\$0.00	\$14,892.08	\$3,960.01	\$0.00	\$0.00	\$41,325.93	\$0.00
220000 Alimentos y utensilios	\$15,813.25	\$0.00	\$0.00	\$0.00	\$0.00	\$0.00	\$0.00	\$0.00	\$0.00	\$0.00	\$0.00	\$0.00	\$15,813.25	\$0.00	\$0.00
221000 Productos alimenticios para personas	\$15,813.25	\$0.00	\$0.00	\$0.00	\$0.00	\$0.00	\$0.00	\$0.00	\$0.00	\$0.00	\$0.00	\$0.00	\$15,813.25	\$0.00	\$0.00
221001 Alimentación de Personas	\$15,813.25	\$0.00	\$0.00	\$0.00	\$0.00	\$0.00	\$0.00	\$0.00	\$0.00	\$0.00	\$0.00	\$0.00	\$15,813.25	\$0.00	\$0.00
240000 Materiales y artículos de construcción y c	\$10,000.00	\$0.00	\$0.00	\$0.00	\$0.00	\$0.00	\$0.00	\$0.00	\$0.00	\$0.00	\$0.00	\$10,000.00	\$0.00	\$10,000.00	\$0.00
249000 Otros materiales y artículos de construcció	\$10,000.00	\$0.00	\$0.00	\$0.00	\$0.00	\$0.00	\$0.00	\$0.00	\$0.00	\$0.00	\$0.00	\$10,000.00	\$0.00	\$10,000.00	\$0.00
249001 Otros materiales y artículos de construcció	\$10,000.00	\$0.00	\$0.00	\$0.00	\$0.00	\$0.00	\$0.00	\$0.00	\$0.00	\$0.00	\$0.00	\$10,000.00	\$0.00	\$10,000.00	\$0.00
COMPENSACION SOBRE IMPUESTO,	\$67,139.18	\$0.00	\$0.00	\$0.00	\$0.00	\$17,864.00	\$0.00	\$4,609.84	\$0.00	\$14,892.08	\$3,960.01	\$10,000.00	\$15,813.25	\$67,139.18	\$0.00

1010 ISR PARTICIPABLE

200000 MATERIALES Y SUMINISTROS	\$867,665.61	\$10,200.00	\$180,390.40	\$218,059.61	\$139,293.57	\$141,946.80	\$4,330.00	\$0.00	\$4,720.00	\$155,781.87	\$7,466.26	\$0.00	\$5,477.10	\$867,665.61	\$0.00
210000 Materiales de administración, emisión de	\$213,899.77	\$10,200.00	\$122,960.00	\$68,446.41	\$0.00	\$0.00	\$0.00	\$0.00	\$0.00	\$0.00	\$7,466.26	\$0.00	\$0.00	\$213,899.77	\$0.00
212000 Materiales y útiles de impresión y reproduc	\$7,466.26	\$0.00	\$0.00	\$0.00	\$0.00	\$0.00	\$0.00	\$0.00	\$0.00	\$0.00	\$7,466.26	\$0.00	\$0.00	\$7,466.26	\$0.00
212001 Materiales y útiles de impresión	\$7,466.26	\$0.00	\$0.00	\$0.00	\$0.00	\$0.00	\$0.00	\$0.00	\$0.00	\$0.00	\$7,466.26	\$0.00	\$0.00	\$7,466.26	\$0.00
216000 Material de limpieza	\$206,433.51	\$10,200.00	\$122,960.00	\$68,446.41	\$0.00	\$0.00	\$0.00	\$0.00	\$0.00	\$0.00	\$0.00	\$0.00	\$4,827.10	\$206,433.51	\$0.00
216001 Material de Limpieza	\$206,433.51	\$10,200.00	\$122,960.00	\$68,446.41	\$0.00	\$0.00	\$0.00	\$0.00	\$0.00	\$0.00	\$0.00	\$0.00	\$4,827.10	\$206,433.51	\$0.00
220000 Alimentos y utensilios	\$27,540.00	\$0.00	\$4,720.00	\$4,590.00	\$4,460.00	\$0.00	\$4,330.00	\$0.00	\$4,720.00	\$4,720.00	\$0.00	\$0.00	\$0.00	\$27,540.00	\$0.00
222000 Productos alimenticios para animales	\$27,540.00	\$0.00	\$4,720.00	\$4,590.00	\$4,460.00	\$0.00	\$4,330.00	\$0.00	\$4,720.00	\$4,720.00	\$0.00	\$0.00	\$0.00	\$27,540.00	\$0.00
222001 Alimentación de Animales	\$27,540.00	\$0.00	\$4,720.00	\$4,590.00	\$4,460.00	\$0.00	\$4,330.00	\$0.00	\$4,720.00	\$4,720.00	\$0.00	\$0.00	\$0.00	\$27,540.00	\$0.00
250000 Productos químicos, farmacéuticos y de l	\$624,975.84	\$0.00	\$52,710.40	\$145,023.20	\$134,233.57	\$141,946.80	\$0.00	\$0.00	\$0.00	\$151,061.87	\$0.00	\$0.00	\$0.00	\$624,975.84	\$0.00
253000 Medicinas y productos farmacéuticos	\$624,975.84	\$0.00	\$52,710.40	\$145,023.20	\$134,233.57	\$141,946.80	\$0.00	\$0.00	\$0.00	\$151,061.87	\$0.00	\$0.00	\$0.00	\$624,975.84	\$0.00
253001 Medicinas y Productos Farmacéuticos	\$624,975.84	\$0.00	\$52,710.40	\$145,023.20	\$134,233.57	\$141,946.80	\$0.00	\$0.00	\$0.00	\$151,061.87	\$0.00	\$0.00	\$0.00	\$624,975.84	\$0.00
290000 Herramientas, refacciones y accesorios n	\$1,250.00	\$0.00	\$0.00	\$0.00	\$600.00	\$0.00	\$0.00	\$0.00	\$0.00	\$0.00	\$0.00	\$0.00	\$650.00	\$1,250.00	\$0.00
294000 Refacciones y accesorios menores de equ	\$1,250.00	\$0.00	\$0.00	\$0.00	\$600.00	\$0.00	\$0.00	\$0.00	\$0.00	\$0.00	\$0.00	\$0.00	\$650.00	\$1,250.00	\$0.00
294001 Refacciones y accesorios menores de equ	\$1,250.00	\$0.00	\$0.00	\$0.00	\$600.00	\$0.00	\$0.00	\$0.00	\$0.00	\$0.00	\$0.00	\$0.00	\$650.00	\$1,250.00	\$0.00
300000 SERVICIOS GENERALES	\$1,381,967.00	\$1,325.00	\$290,159.40	\$511,877.52	\$71,658.80	\$74,238.08	\$5,220.00	\$348,000.00	\$8,560.00	\$69,832.00	\$1,096.20	\$0.00	\$0.00	\$1,381,967.00	\$0.00
340000 Servicios financieros, bancarios y comer	\$1,096.20	\$0.00	\$0.00	\$0.00	\$0.00	\$0.00	\$0.00	\$0.00	\$0.00	\$0.00	\$1,096.20	\$0.00	\$0.00	\$1,096.20	\$0.00
349000 Servicios financieros, bancarios y comerc	\$1,096.20	\$0.00	\$0.00	\$0.00	\$0.00	\$0.00	\$0.00	\$0.00	\$0.00	\$0.00	\$1,096.20	\$0.00	\$0.00	\$1,096.20	\$0.00
349001 Servicios financieros, bancarios y comerc	\$1,096.20	\$0.00	\$0.00	\$0.00	\$0.00	\$0.00	\$0.00	\$0.00	\$0.00	\$0.00	\$1,096.20	\$0.00	\$0.00	\$1,096.20	\$0.00



Municipio de Tecozautla
Estado de Hidalgo
Egresos Pagados por Fuente de Financiamiento al 31/dic. 2023
(Cifras en pesos y centavos)

Objeto del Gasto	Presupuesto Vigente	Ene	Feb	Mar	Abr	May	Jun	Jul	Ago	Sep	Oct	Nov	Dic	Total	Diferencia (Vigente - Total)
350000 Servicios de instalación, reparación, man	\$186,193.82	\$0.00	\$122,170.00	\$64,023.82	\$0.00	\$0.00	\$0.00	\$0.00	\$0.00	\$0.00	\$0.00	\$0.00	\$0.00	\$186,193.82	\$0.00
358000 Servicios de limpieza y manejo de desech	\$186,193.82	\$0.00	\$122,170.00	\$64,023.82	\$0.00	\$0.00	\$0.00	\$0.00	\$0.00	\$0.00	\$0.00	\$0.00	\$0.00	\$186,193.82	\$0.00
358001 Servicio de Limpieza y manejo de desech	\$186,193.82	\$0.00	\$122,170.00	\$64,023.82	\$0.00	\$0.00	\$0.00	\$0.00	\$0.00	\$0.00	\$0.00	\$0.00	\$0.00	\$186,193.82	\$0.00
380000 Servicios oficiales	\$1,194,676.98	\$1,325.00	\$167,989.40	\$447,853.70	\$71,658.80	\$74,238.08	\$5,220.00	\$348,000.00	\$8,560.00	\$69,832.00	\$0.00	\$0.00	\$0.00	\$1,194,676.98	\$0.00
382000 Gastos de orden social y cultural	\$1,194,676.98	\$1,325.00	\$167,989.40	\$447,853.70	\$71,658.80	\$74,238.08	\$5,220.00	\$348,000.00	\$8,560.00	\$69,832.00	\$0.00	\$0.00	\$0.00	\$1,194,676.98	\$0.00
382001 Gastos de orden social	\$1,194,676.98	\$1,325.00	\$167,989.40	\$447,853.70	\$71,658.80	\$74,238.08	\$5,220.00	\$348,000.00	\$8,560.00	\$69,832.00	\$0.00	\$0.00	\$0.00	\$1,194,676.98	\$0.00
400000 TRANSFERENCIAS, ASIGNACIONES	\$40,000.00	\$0.00	\$0.00	\$0.00	\$0.00	\$0.00	\$0.00	\$0.00	\$0.00	\$0.00	\$40,000.00	\$0.00	\$0.00	\$40,000.00	\$0.00
440000 Ayudas sociales	\$40,000.00	\$0.00	\$0.00	\$0.00	\$0.00	\$0.00	\$0.00	\$0.00	\$0.00	\$0.00	\$40,000.00	\$0.00	\$0.00	\$40,000.00	\$0.00
441000 Ayudas sociales a personas	\$40,000.00	\$0.00	\$0.00	\$0.00	\$0.00	\$0.00	\$0.00	\$0.00	\$0.00	\$0.00	\$40,000.00	\$0.00	\$0.00	\$40,000.00	\$0.00
441001 Ayudas sociales a personas	\$40,000.00	\$0.00	\$0.00	\$0.00	\$0.00	\$0.00	\$0.00	\$0.00	\$0.00	\$0.00	\$40,000.00	\$0.00	\$0.00	\$40,000.00	\$0.00
500000 BIENES MUEBLES, INMUEBLES E IN	\$273,666.16	\$5,790.00	\$38,222.15	\$17,550.00	\$9,000.00	\$29,000.00	\$0.00	\$9,744.00	\$75,000.00	\$0.00	\$67,680.00	\$0.00	\$21,680.01	\$273,666.16	\$0.00
510000 Mobiliario y equipo de administración	\$226,616.16	\$5,790.00	\$38,222.15	\$17,550.00	\$9,000.00	\$29,000.00	\$0.00	\$9,744.00	\$75,000.00	\$0.00	\$67,680.00	\$0.00	\$21,680.01	\$226,616.16	\$0.00
511000 Muebles de oficina y estantería	\$23,794.00	\$5,790.00	\$1,300.00	\$0.00	\$0.00	\$0.00	\$0.00	\$2,204.00	\$0.00	\$0.00	\$14,500.00	\$0.00	\$0.00	\$23,794.00	\$0.00
511001 Muebles de oficina y estantería	\$23,794.00	\$5,790.00	\$1,300.00	\$0.00	\$0.00	\$0.00	\$0.00	\$2,204.00	\$0.00	\$0.00	\$14,500.00	\$0.00	\$0.00	\$23,794.00	\$0.00
515000 Equipo de cómputo y de tecnología de la ir	\$202,822.16	\$0.00	\$36,922.15	\$0.00	\$0.00	\$29,000.00	\$0.00	\$7,540.00	\$54,500.00	\$0.00	\$53,180.00	\$0.00	\$21,680.01	\$202,822.16	\$0.00
515001 Bienes informáticos	\$202,822.16	\$0.00	\$36,922.15	\$0.00	\$0.00	\$29,000.00	\$0.00	\$7,540.00	\$54,500.00	\$0.00	\$53,180.00	\$0.00	\$21,680.01	\$202,822.16	\$0.00
560000 Maquinaria, otros equipos y herramientas	\$47,050.00	\$0.00	\$0.00	\$17,550.00	\$9,000.00	\$0.00	\$0.00	\$0.00	\$20,500.00	\$0.00	\$0.00	\$0.00	\$0.00	\$47,050.00	\$0.00
567000 Herramientas y máquinas-herramienta	\$47,050.00	\$0.00	\$0.00	\$17,550.00	\$9,000.00	\$0.00	\$0.00	\$0.00	\$20,500.00	\$0.00	\$0.00	\$0.00	\$0.00	\$47,050.00	\$0.00
567001 Herramientas y Máquinas-Herramientas	\$47,050.00	\$0.00	\$0.00	\$17,550.00	\$9,000.00	\$0.00	\$0.00	\$0.00	\$20,500.00	\$0.00	\$0.00	\$0.00	\$0.00	\$47,050.00	\$0.00
ISR PARTICIPABLE	\$2,563,298.77	\$17,315.00	\$508,771.95	\$747,487.13	\$219,952.37	\$245,184.88	\$9,590.00	\$397,744.00	\$88,280.00	\$225,613.87	\$116,242.46	\$0.00	\$27,157.11	\$2,563,298.77	\$0.00

2001 INFRAESTRUCTURA

600000 INVERSION PUBLICA	\$37,810,250.96	\$0.00	\$0.00	\$0.00	\$0.00	\$0.00	\$0.00	\$2,874,216.33	\$2,820,159.63	\$2,557,670.13	\$3,921,105.61	\$3,139,221.79	\$22,497,877.77	\$37,810,250.96	\$0.01
610000 Obra pública en bienes de dominio público	\$37,810,250.96	\$0.00	\$0.00	\$0.00	\$0.00	\$0.00	\$0.00	\$2,874,216.33	\$2,820,159.63	\$2,557,670.13	\$3,921,105.61	\$3,139,221.79	\$22,497,877.77	\$37,810,250.96	\$0.01
612000 Edificación no habitacional	\$1,779,595.41	\$0.00	\$0.00	\$0.00	\$0.00	\$0.00	\$0.00	\$0.00	\$0.00	\$190,251.16	\$250,078.98	\$0.00	\$1,339,265.27	\$1,779,595.41	\$0.00
612025 2023/FAISM059014 CONSTRUCCION D	\$190,251.16	\$0.00	\$0.00	\$0.00	\$0.00	\$0.00	\$0.00	\$0.00	\$0.00	\$190,251.16	\$0.00	\$0.00	\$0.00	\$190,251.16	\$0.00
612026 2023/FAISM059040 CONSTRUCCION DE	\$300,000.00	\$0.00	\$0.00	\$0.00	\$0.00	\$0.00	\$0.00	\$0.00	\$0.00	\$0.00	\$182,352.52	\$0.00	\$117,647.48	\$300,000.00	\$0.00
612027 2023/FAISM059050 CONST. CASA DE SA	\$225,754.88	\$0.00	\$0.00	\$0.00	\$0.00	\$0.00	\$0.00	\$0.00	\$0.00	\$0.00	\$87,726.46	\$0.00	\$156,028.42	\$225,754.88	\$0.00
612028 2023/FAISM059056 CONST. BARRA PER	\$285,658.71	\$0.00	\$0.00	\$0.00	\$0.00	\$0.00	\$0.00	\$0.00	\$0.00	\$0.00	\$0.00	\$0.00	\$285,658.71	\$0.00	
612029 2023/FAISM059086 CONSTRUCCION DE	\$597,840.17	\$0.00	\$0.00	\$0.00	\$0.00	\$0.00	\$0.00	\$0.00	\$0.00	\$0.00	\$0.00	\$0.00	\$597,840.17	\$0.00	
612030 2023/FAISM059088 CONST. DE TECHUM	\$179,890.49	\$0.00	\$0.00	\$0.00	\$0.00	\$0.00	\$0.00	\$0.00	\$0.00	\$0.00	\$0.00	\$0.00	\$179,890.49	\$0.00	
613000 Construcción de obras para el abastecimie	\$10,388,280.13	\$0.00	\$0.00	\$0.00	\$0.00	\$0.00	\$0.00	\$0.00	\$200,802.02	\$647,246.95	\$590,568.37	\$662,300.16	\$8,287,362.63	\$10,388,280.13	\$0.00
613148 2023/FAISM059012 CONST. LINEA DE CI	\$252,039.87	\$0.00	\$0.00	\$0.00	\$0.00	\$0.00	\$0.00	\$0.00	\$0.00	\$252,039.87	\$0.00	\$0.00	\$0.00	\$252,039.87	\$0.00
613149 2023/FAISM059019 CONST. LINEA DE DI	\$395,207.08	\$0.00	\$0.00	\$0.00	\$0.00	\$0.00	\$0.00	\$0.00	\$0.00	\$395,207.08	\$0.00	\$0.00	\$0.00	\$395,207.08	\$0.00
613150 2023/FAISM059022 REHAB. RED AGUA I	\$200,802.02	\$0.00	\$0.00	\$0.00	\$0.00	\$0.00	\$0.00	\$0.00	\$200,802.02	\$0.00	\$0.00	\$0.00	\$0.00	\$200,802.02	\$0.00
613151 2023/FAISM059023 CONST. LINEA DE DI	\$226,110.88	\$0.00	\$0.00	\$0.00	\$0.00	\$0.00	\$0.00	\$0.00	\$0.00	\$0.00	\$47,022.99	\$0.00	\$179,087.89	\$226,110.88	\$0.00




Municipio de Tecozautla
Estado de Hidalgo
Egresos Pagados por Fuente de Financiamiento al 31/dic/23
Análisis Mensual
(Cuentas con Movimientos)
 (Cifras en pesos y centavos)

Fecha y hora de impresión: 19/ene/2024 03:13 p. m.

Utr: SUPERVISOR
 Repr: rptAnalisisPresupuestoEgresos_FF

Objeto del Gasto	Ene	Feb	Mar	Abr	May	Jun	Jul	Ago	Sep	Oct	Nov	Dic	Total	Diferencia (Vigente - Total)
613152 2023/FAISM059026 REHAB. LINEA DE AI	\$0.00	\$0.00	\$0.00	\$0.00	\$0.00	\$0.00	\$0.00	\$0.00	\$0.00	\$163,056.45	\$0.00	\$0.00	\$163,056.45	\$0.00
613153 2023/FAISM059038 REHAB. LINEA DE AI	\$0.00	\$0.00	\$0.00	\$0.00	\$0.00	\$0.00	\$0.00	\$0.00	\$0.00	\$0.00	\$155,121.26	\$133,421.73	\$288,542.99	\$0.00
613154 2023/FAISM059041 REHAB. DE LINEA DI	\$0.00	\$0.00	\$0.00	\$0.00	\$0.00	\$0.00	\$0.00	\$0.00	\$0.00	\$311,892.98	\$0.00	\$0.00	\$311,892.98	\$0.00
613155 2023/FAISM059042 LINEA DE CONDUCC	\$0.00	\$0.00	\$0.00	\$0.00	\$0.00	\$0.00	\$0.00	\$0.00	\$0.00	\$0.00	\$507,178.90	\$0.00	\$507,178.90	\$0.00
613156 2023/FAISM059046 CONST. LINEA AGUA	\$0.00	\$0.00	\$0.00	\$0.00	\$0.00	\$0.00	\$0.00	\$0.00	\$0.00	\$68,595.95	\$0.00	\$160,057.22	\$228,653.17	\$0.00
613157 2023/FAISM059047 CONST. RED DE AGI	\$0.00	\$0.00	\$0.00	\$0.00	\$0.00	\$0.00	\$0.00	\$0.00	\$0.00	\$0.00	\$0.00	\$250,000.11	\$250,000.11	\$0.00
613158 2023/FAISM059053 CONST. LINEA DE DI	\$0.00	\$0.00	\$0.00	\$0.00	\$0.00	\$0.00	\$0.00	\$0.00	\$0.00	\$0.00	\$0.00	\$171,346.83	\$171,346.83	\$0.00
613159 2023/FAISM059059 AMPLIACION DE ELE	\$0.00	\$0.00	\$0.00	\$0.00	\$0.00	\$0.00	\$0.00	\$0.00	\$0.00	\$0.00	\$0.00	\$201,857.08	\$201,857.08	\$0.00
613160 2023/FAISM059060 AMPLIACION DE ELE	\$0.00	\$0.00	\$0.00	\$0.00	\$0.00	\$0.00	\$0.00	\$0.00	\$0.00	\$0.00	\$0.00	\$621,706.48	\$621,706.48	\$0.00
613161 2023/FAISM059061 AMPLIACION DE ELE	\$0.00	\$0.00	\$0.00	\$0.00	\$0.00	\$0.00	\$0.00	\$0.00	\$0.00	\$0.00	\$0.00	\$190,012.36	\$190,012.36	\$0.00
613162 2023/FAISM059062 AMPLIACION DE ELE	\$0.00	\$0.00	\$0.00	\$0.00	\$0.00	\$0.00	\$0.00	\$0.00	\$0.00	\$0.00	\$0.00	\$567,000.00	\$567,000.00	\$0.00
613163 2023/FAISM059063 AMPLIACION DE ELE	\$0.00	\$0.00	\$0.00	\$0.00	\$0.00	\$0.00	\$0.00	\$0.00	\$0.00	\$0.00	\$0.00	\$323,046.93	\$323,046.93	\$0.00
613164 2023/FAISM059066 AMPLIACION DE ELE	\$0.00	\$0.00	\$0.00	\$0.00	\$0.00	\$0.00	\$0.00	\$0.00	\$0.00	\$0.00	\$0.00	\$408,730.44	\$408,730.44	\$0.00
613165 2023/FAISM059067 AMPLIACION DE ELE	\$0.00	\$0.00	\$0.00	\$0.00	\$0.00	\$0.00	\$0.00	\$0.00	\$0.00	\$0.00	\$0.00	\$530,000.00	\$530,000.00	\$0.00
613166 2023/FAISM059068 AMPLIACION DE ELE	\$0.00	\$0.00	\$0.00	\$0.00	\$0.00	\$0.00	\$0.00	\$0.00	\$0.00	\$0.00	\$0.00	\$375,224.00	\$375,224.00	\$0.00
613167 2023/FAISM059071 AMPLIACION DE ELE	\$0.00	\$0.00	\$0.00	\$0.00	\$0.00	\$0.00	\$0.00	\$0.00	\$0.00	\$0.00	\$0.00	\$306,188.97	\$306,188.97	\$0.00
613168 2023/FAISM059074 AMPLIACION DE ELE	\$0.00	\$0.00	\$0.00	\$0.00	\$0.00	\$0.00	\$0.00	\$0.00	\$0.00	\$0.00	\$0.00	\$311,352.47	\$311,352.47	\$0.00
613169 2023/FAISM059071 AMPLIACION DE ELE	\$0.00	\$0.00	\$0.00	\$0.00	\$0.00	\$0.00	\$0.00	\$0.00	\$0.00	\$0.00	\$0.00	\$464,259.92	\$464,259.92	\$0.00
613170 2023/FAISM059074 AMPLIACION DE ELE	\$0.00	\$0.00	\$0.00	\$0.00	\$0.00	\$0.00	\$0.00	\$0.00	\$0.00	\$0.00	\$0.00	\$281,154.29	\$281,154.29	\$0.00
613171 2023/FAISM059075 AMPLIACION DE ELE	\$0.00	\$0.00	\$0.00	\$0.00	\$0.00	\$0.00	\$0.00	\$0.00	\$0.00	\$0.00	\$0.00	\$104,980.28	\$104,980.28	\$0.00
613172 2023/FAISM059077 AMPLIACION DE ELE	\$0.00	\$0.00	\$0.00	\$0.00	\$0.00	\$0.00	\$0.00	\$0.00	\$0.00	\$0.00	\$0.00	\$314,499.77	\$314,499.77	\$0.00
613173 2023/FAISM059079 AMPLIACION DE ELE	\$0.00	\$0.00	\$0.00	\$0.00	\$0.00	\$0.00	\$0.00	\$0.00	\$0.00	\$0.00	\$0.00	\$337,394.08	\$337,394.08	\$0.00
613174 2023/FAISM059081 APOR. MPAL. CONI	\$0.00	\$0.00	\$0.00	\$0.00	\$0.00	\$0.00	\$0.00	\$0.00	\$0.00	\$0.00	\$0.00	\$425,301.71	\$425,301.71	\$0.00
613175 2023/FAISM059082 AMPLIACION DE ELE	\$0.00	\$0.00	\$0.00	\$0.00	\$0.00	\$0.00	\$0.00	\$0.00	\$0.00	\$0.00	\$0.00	\$353,000.00	\$353,000.00	\$0.00
613176 2023/FAISM059083 AMPLIACION DE ELE	\$0.00	\$0.00	\$0.00	\$0.00	\$0.00	\$0.00	\$0.00	\$0.00	\$0.00	\$0.00	\$0.00	\$812,000.00	\$812,000.00	\$0.00
613177 2023/FAISM059085 AMPLIACION RED LI	\$0.00	\$0.00	\$0.00	\$0.00	\$0.00	\$0.00	\$0.00	\$0.00	\$0.00	\$0.00	\$0.00	\$65,740.07	\$65,740.07	\$0.00
613178 2023/FAISM059087 AMPLIACION DE ELE	\$0.00	\$0.00	\$0.00	\$0.00	\$0.00	\$0.00	\$0.00	\$0.00	\$0.00	\$0.00	\$0.00	\$400,000.00	\$400,000.00	\$0.00
614000 División de terrenos y construcción de obra	\$4,532,722.96	\$0.00	\$0.00	\$0.00	\$0.00	\$0.00	\$0.00	\$0.00	\$464,480.91	\$141,169.11	\$453,182.20	\$3,473,910.74	\$4,532,722.96	\$0.00
614040 2023/FAISM059015 REHAB. DRENAJE S.	\$139,561.24	\$0.00	\$0.00	\$0.00	\$0.00	\$0.00	\$0.00	\$0.00	\$139,561.24	\$0.00	\$0.00	\$0.00	\$139,561.24	\$0.00
614041 2023/FAISM059027 REHAB. DE DRENAJ	\$466,068.78	\$0.00	\$0.00	\$0.00	\$0.00	\$0.00	\$0.00	\$0.00	\$324,899.67	\$141,169.11	\$0.00	\$0.00	\$466,068.78	\$0.00
614042 2023/FAISM059048 REHAB. DRENAJE S.	\$453,182.20	\$0.00	\$0.00	\$0.00	\$0.00	\$0.00	\$0.00	\$0.00	\$0.00	\$0.00	\$0.00	\$0.00	\$453,182.20	\$0.00
614043 2023/FAISM059054 CONSTRUCCION DR	\$500,000.00	\$0.00	\$0.00	\$0.00	\$0.00	\$0.00	\$0.00	\$0.00	\$0.00	\$0.00	\$0.00	\$0.00	\$500,000.00	\$0.00
614044 2023/FAISM059055 REHAB. DRENAJE S.	\$359,940.31	\$0.00	\$0.00	\$0.00	\$0.00	\$0.00	\$0.00	\$0.00	\$0.00	\$0.00	\$0.00	\$0.00	\$359,940.31	\$0.00
614045 2023/FAISM059058 REHAB. DRENAJE S.	\$250,000.00	\$0.00	\$0.00	\$0.00	\$0.00	\$0.00	\$0.00	\$0.00	\$0.00	\$0.00	\$0.00	\$0.00	\$250,000.00	\$0.00
614046 2023/FAISM059065 CONST. DRENAJE S.	\$683,970.43	\$0.00	\$0.00	\$0.00	\$0.00	\$0.00	\$0.00	\$0.00	\$0.00	\$0.00	\$0.00	\$0.00	\$683,970.43	\$0.00
614047 2023/FAISM059076 AMPLIACION DE DRE	\$942,956.02	\$0.00	\$0.00	\$0.00	\$0.00	\$0.00	\$0.00	\$0.00	\$0.00	\$0.00	\$0.00	\$0.00	\$942,956.02	\$0.00
614048 2023/FAISM059078 REHAB. DRENAJE S.	\$530,000.00	\$0.00	\$0.00	\$0.00	\$0.00	\$0.00	\$0.00	\$0.00	\$0.00	\$0.00	\$0.00	\$0.00	\$530,000.00	\$0.00



Municipio de Tecozautla
 Estado de Hidalgo
 Egresos Pagados por Fuente de Financiamiento al 31/dic
 (Cifras en pesos y centavos)

Fecha y hora de impresión
 19/ene/2024
 03:13 p. m.


Objeto del Gasto	Ene	Feb	Mar	Abr	May	Jun	Jul	Ago	Sep	Oct	Nov	Dic	Total	Diferencia (Vigente - Total)
614049 2023/FAISM059080 AMPLIACION DRENA	\$0.00	\$0.00	\$0.00	\$0.00	\$0.00	\$0.00	\$0.00	\$0.00	\$0.00	\$0.00	\$0.00	\$207,043.98	\$207,043.98	\$0.00
615000 Construcción de vías de comunicación	\$0.00	\$0.00	\$0.00	\$0.00	\$0.00	\$2,874,216.33	\$2,619,357.61	\$0.00	\$955,283.41	\$2,054,985.44	\$1,822,558.18	\$3,130,860.82	\$13,457,261.77	\$0.01
615166 2023/FAISM059001 CONSTRUCCION DE	\$0.00	\$0.00	\$0.00	\$0.00	\$0.00	\$735,441.48	\$514,558.52	\$0.00	\$0.00	\$0.00	\$0.00	\$0.00	\$1,250,000.00	\$0.00
615167 2023/FAISM059002 CONST. DE EMPEDR	\$0.00	\$0.00	\$0.00	\$0.00	\$0.00	\$530,000.00	\$0.00	\$0.00	\$0.00	\$0.00	\$0.00	\$0.00	\$530,000.00	\$0.00
615168 2023/FAISM059003 CONST. DE CALLE D	\$0.00	\$0.00	\$0.00	\$0.00	\$0.00	\$350,565.08	\$0.00	\$0.00	\$0.00	\$0.00	\$0.00	\$0.00	\$350,565.08	\$0.00
615169 2023/FAISM059004 CONST. DE EMPEDR	\$0.00	\$0.00	\$0.00	\$0.00	\$0.00	\$300,016.18	\$0.00	\$0.00	\$0.00	\$0.00	\$0.00	\$0.00	\$300,016.18	\$0.00
615170 2023/FAISM059005 EMPEDRADO AHOQ.	\$0.00	\$0.00	\$0.00	\$0.00	\$0.00	\$0.00	\$0.00	\$0.00	\$0.00	\$509,692.45	\$0.00	\$490,307.55	\$1,000,000.00	\$0.00
615171 2023/FAISM059006 EMPEDRADO AHOQ.	\$0.00	\$0.00	\$0.00	\$0.00	\$0.00	\$0.00	\$598,325.24	\$0.00	\$401,674.76	\$0.00	\$0.00	\$0.00	\$1,000,000.00	\$0.00
615172 2023/FAISM059007 CONST. DE EMPEDR	\$0.00	\$0.00	\$0.00	\$0.00	\$0.00	\$276,375.97	\$0.00	\$0.00	\$0.00	\$0.00	\$0.00	\$0.00	\$276,375.97	\$0.00
615173 2023/FAISM059008 EMPEDRADO AHOQ.	\$0.00	\$0.00	\$0.00	\$0.00	\$0.00	\$530,000.00	\$0.00	\$0.00	\$0.00	\$0.00	\$0.00	\$0.00	\$530,000.00	\$0.00
615174 2023/FAISM059009 EMPEDRADO DE CA	\$0.00	\$0.00	\$0.00	\$0.00	\$0.00	\$151,817.62	\$0.00	\$0.00	\$0.00	\$0.00	\$0.00	\$0.00	\$151,817.62	\$0.00
615175 2023/FAISM059011 CONSTRUCCION DE	\$0.00	\$0.00	\$0.00	\$0.00	\$0.00	\$0.00	\$0.00	\$0.00	\$250,522.75	\$0.00	\$0.00	\$0.00	\$250,522.75	\$0.00
615176 2023/FAISM059013 CONST. EMPEDRAD	\$0.00	\$0.00	\$0.00	\$0.00	\$0.00	\$0.00	\$530,000.00	\$0.00	\$0.00	\$0.00	\$0.00	\$0.00	\$530,000.00	\$0.00
615177 2023/FAISM059016 CONST. DE EMPEDR	\$0.00	\$0.00	\$0.00	\$0.00	\$0.00	\$0.00	\$500,000.00	\$0.00	\$0.00	\$0.00	\$0.00	\$0.00	\$500,000.00	\$0.00
615178 2023/FAISM059017 CONST. EMPEDRAD	\$0.00	\$0.00	\$0.00	\$0.00	\$0.00	\$0.00	\$0.00	\$0.00	\$0.00	\$0.00	\$63,762.18	\$1,039,985.89	\$1,103,748.07	\$0.00
615179 2023/FAISM059018 CONST. DE EMPEDR	\$0.00	\$0.00	\$0.00	\$0.00	\$0.00	\$0.00	\$365,022.96	\$0.00	\$0.00	\$0.00	\$0.00	\$0.00	\$365,022.96	\$0.00
615180 2023/FAISM059020 CONST. DE EMPEDR	\$0.00	\$0.00	\$0.00	\$0.00	\$0.00	\$0.00	\$0.00	\$0.00	\$0.00	\$409,435.09	\$508,131.31	\$0.00	\$917,566.40	\$0.01
615181 2023/FAISM059021 CONST. DE CALLE D	\$0.00	\$0.00	\$0.00	\$0.00	\$0.00	\$0.00	\$111,450.89	\$0.00	\$0.00	\$0.00	\$0.00	\$0.00	\$111,450.89	\$0.00
615182 2023/FAISM059024 EMPEDRADO EN SE	\$0.00	\$0.00	\$0.00	\$0.00	\$0.00	\$0.00	\$0.00	\$134,181.84	\$0.00	\$0.00	\$0.00	\$0.00	\$134,181.84	\$0.00
615183 2023/FAISM059025 EMPEDRADO AHOQ.	\$0.00	\$0.00	\$0.00	\$0.00	\$0.00	\$0.00	\$0.00	\$0.00	\$0.00	\$250,684.31	\$0.00	\$0.00	\$250,684.31	\$0.00
615184 2023/FAISM059029 EMPEDRADO SECO	\$0.00	\$0.00	\$0.00	\$0.00	\$0.00	\$0.00	\$0.00	\$0.00	\$0.00	\$250,308.77	\$0.00	\$0.00	\$250,308.77	\$0.00
615185 2023/FAISM059030 EMPEDRADO SECO	\$0.00	\$0.00	\$0.00	\$0.00	\$0.00	\$0.00	\$250,440.30	\$0.00	\$0.00	\$0.00	\$250,440.30	\$0.00	\$250,440.30	\$0.00
615186 2023/FAISM059031 EMPEDRADO SECO	\$0.00	\$0.00	\$0.00	\$0.00	\$0.00	\$0.00	\$0.00	\$0.00	\$0.00	\$250,035.35	\$0.00	\$0.00	\$250,035.35	\$0.00
615187 2023/FAISM059032 CONST. CALLE DE E	\$0.00	\$0.00	\$0.00	\$0.00	\$0.00	\$0.00	\$0.00	\$0.00	\$168,904.06	\$82,926.40	\$0.00	\$0.00	\$251,830.46	\$0.00
615188 2023/FAISM059033 CONST. DE CALLE D	\$0.00	\$0.00	\$0.00	\$0.00	\$0.00	\$0.00	\$0.00	\$0.00	\$0.00	\$301,903.07	\$0.00	\$0.00	\$301,903.07	\$0.00
615189 2023/FAISM059034 EMPEDRADO SECO	\$0.00	\$0.00	\$0.00	\$0.00	\$0.00	\$0.00	\$0.00	\$0.00	\$0.00	\$0.00	\$250,123.81	\$0.00	\$250,123.81	\$0.00
615190 2023/FAISM059035 CONST. DE EMPEDR	\$0.00	\$0.00	\$0.00	\$0.00	\$0.00	\$0.00	\$0.00	\$0.00	\$0.00	\$0.00	\$500,035.62	\$0.00	\$500,035.62	\$0.00
615191 2023/FAISM059036 EMPEDRADO SECO	\$0.00	\$0.00	\$0.00	\$0.00	\$0.00	\$0.00	\$0.00	\$0.00	\$0.00	\$0.00	\$250,100.56	\$0.00	\$250,100.56	\$0.00
615192 2023/FAISM059037 CONST. EMPEDRAD	\$0.00	\$0.00	\$0.00	\$0.00	\$0.00	\$0.00	\$0.00	\$0.00	\$0.00	\$0.00	\$0.00	\$250,000.00	\$250,000.00	\$0.00
615193 2023/FAISM059039 CONST. DE CALLE D	\$0.00	\$0.00	\$0.00	\$0.00	\$0.00	\$0.00	\$0.00	\$0.00	\$0.00	\$0.00	\$0.00	\$0.00	\$0.00	\$0.00
615194 2023/FAISM059049 CONST. DE EMPEDR	\$0.00	\$0.00	\$0.00	\$0.00	\$0.00	\$0.00	\$0.00	\$0.00	\$0.00	\$0.00	\$0.00	\$0.00	\$0.00	\$0.00
615195 2023/FAISM059052 REHABILITACION DE	\$0.00	\$0.00	\$0.00	\$0.00	\$0.00	\$0.00	\$0.00	\$0.00	\$0.00	\$0.00	\$0.00	\$250,805.00	\$250,805.00	\$0.00
615196 2023/FAISM059057 EMPEDRADO SECO	\$0.00	\$0.00	\$0.00	\$0.00	\$0.00	\$0.00	\$0.00	\$0.00	\$0.00	\$0.00	\$0.00	\$199,713.38	\$199,713.38	\$0.00
615197 2023/FAISM059064 CONT. DE CALLE DE	\$0.00	\$0.00	\$0.00	\$0.00	\$0.00	\$0.00	\$400,013.38	\$0.00	\$0.00	\$0.00	\$0.00	\$400,013.38	\$400,013.38	\$0.00
616000 Otras construcciones de ingeniería civil u c	\$0.00	\$0.00	\$0.00	\$0.00	\$0.00	\$0.00	\$7,652,390.68	\$0.00	\$300,427.70	\$884,303.71	\$201,181.27	\$6,266,478.00	\$7,652,390.68	\$0.00
616068 2023/FAISM059010 CONST. DE GUARNI	\$0.00	\$0.00	\$0.00	\$0.00	\$0.00	\$0.00	\$300,427.70	\$0.00	\$300,427.70	\$0.00	\$0.00	\$0.00	\$300,427.70	\$0.00
616069 2023/FAISM059028 CONST. GUARNICIO	\$0.00	\$0.00	\$0.00	\$0.00	\$0.00	\$0.00	\$0.00	\$0.00	\$0.00	\$250,127.94	\$0.00	\$0.00	\$250,127.94	\$0.00



Objeto del Gasto	Presupuesto Vigente	Ene	Feb	Mar	Abr	May	Jun	Jul	Ago	Sep	Oct	Nov	Dic	Total	Diferencia (Vigente - Total)
16070 2023/FAISM059043 REHABILITACION DE	\$250,293.47	\$0.00	\$0.00	\$0.00	\$0.00	\$0.00	\$0.00	\$0.00	\$0.00	\$0.00	\$250,293.47	\$0.00	\$0.00	\$250,293.47	\$0.00
16071 2023/FAISM059044 CONST. DE BANQUE	\$260,000.00	\$0.00	\$0.00	\$0.00	\$0.00	\$0.00	\$0.00	\$0.00	\$0.00	\$0.00	\$135,860.75	\$126,139.25	\$0.00	\$260,000.00	\$0.00
16072 2023/FAISM059045 CONST. DE ANDADCO	\$250,021.55	\$0.00	\$0.00	\$0.00	\$0.00	\$0.00	\$0.00	\$0.00	\$0.00	\$0.00	\$250,021.55	\$0.00	\$0.00	\$250,021.55	\$0.00
16073 2023/FAISM059051 CONST. CONCRETO	\$250,140.06	\$0.00	\$0.00	\$0.00	\$0.00	\$0.00	\$0.00	\$0.00	\$0.00	\$0.00	\$75,042.02	\$175,098.04	\$0.00	\$250,140.06	\$0.00
16074 2023/FAISM059072 REHAB. DE PAVIM A	\$2,506,830.88	\$0.00	\$0.00	\$0.00	\$0.00	\$0.00	\$0.00	\$0.00	\$0.00	\$0.00	\$0.00	\$0.00	\$2,506,830.88	\$2,506,830.88	\$0.00
16075 2023/FAISM059073 REHAB. DE PAVIM A	\$2,588,169.12	\$0.00	\$0.00	\$0.00	\$0.00	\$0.00	\$0.00	\$0.00	\$0.00	\$0.00	\$0.00	\$0.00	\$2,588,169.12	\$2,588,169.12	\$0.00
16076 2023/FAISM059084 REHAB. DE PAVIME	\$996,379.96	\$0.00	\$0.00	\$0.00	\$0.00	\$0.00	\$0.00	\$0.00	\$0.00	\$0.00	\$0.00	\$0.00	\$996,379.96	\$996,379.96	\$0.00
INFRAESTRUCTURA	\$37,810,250.95	\$0.00	\$0.00	\$0.00	\$0.00	\$0.00	\$2,874,216.33	\$2,820,159.63	\$2,557,670.13	\$3,321,105.61	\$3,139,221.79	\$22,737,877....	\$22,737,877....	\$37,810,250.95	\$0.00

2002 FORTAMUN DF


Objeto del Gasto	Presupuesto Vigente	Ene	Feb	Mar	Abr	May	Jun	Jul	Ago	Sep	Oct	Nov	Dic	Total	Diferencia (Vigente - Total)
100000 SERVICIOS PERSONALES	\$9,915,406.07	\$575,423.00	\$582,384.00	\$578,549.00	\$585,887.00	\$622,087.00	\$582,641.00	\$589,128.00	\$823,023.00	\$641,718.00	\$1,353,775.07	\$334,416.00	\$2,646,375.00	\$9,915,406.07	\$0.00
110000 Remuneraciones al personal de carácter	\$6,806,640.00	\$495,923.00	\$498,484.00	\$529,449.00	\$477,087.00	\$477,087.00	\$499,541.00	\$502,128.00	\$529,123.00	\$556,618.00	\$585,661.00	\$295,096.00	\$1,362,443.00	\$6,806,640.00	\$0.00
113000 Sueldos base al personal permanente	\$6,806,640.00	\$495,923.00	\$498,484.00	\$529,449.00	\$477,087.00	\$477,087.00	\$499,541.00	\$502,128.00	\$529,123.00	\$556,618.00	\$585,661.00	\$295,096.00	\$1,362,443.00	\$6,806,640.00	\$0.00
113001 Sueldos	\$6,806,640.00	\$495,923.00	\$498,484.00	\$529,449.00	\$477,087.00	\$477,087.00	\$499,541.00	\$502,128.00	\$529,123.00	\$556,618.00	\$585,661.00	\$295,096.00	\$1,362,443.00	\$6,806,640.00	\$0.00
130000 Remuneraciones adicionales y especiales	\$1,405,494.00	\$0.00	\$500.00	\$5,000.00	\$34,100.00	\$69,300.00	\$5,500.00	\$5,000.00	\$193,700.00	\$0.00	\$0.00	\$0.00	\$2,000.00	\$1,405,494.00	\$0.00
132000 Primas de vacaciones, dominical y gratific	\$1,090,394.00	\$0.00	\$0.00	\$0.00	\$0.00	\$0.00	\$0.00	\$0.00	\$0.00	\$0.00	\$0.00	\$0.00	\$1,090,394.00	\$1,090,394.00	\$0.00
132001 Prima de Vacaciones y Dominical	\$99,136.00	\$0.00	\$0.00	\$0.00	\$0.00	\$0.00	\$0.00	\$0.00	\$0.00	\$0.00	\$0.00	\$0.00	\$99,136.00	\$99,136.00	\$0.00
132002 Gratificación Anual	\$991,258.00	\$0.00	\$0.00	\$0.00	\$0.00	\$0.00	\$0.00	\$0.00	\$0.00	\$0.00	\$0.00	\$0.00	\$991,258.00	\$991,258.00	\$0.00
133000 Horas extraordinarias	\$315,100.00	\$0.00	\$500.00	\$5,000.00	\$34,100.00	\$69,300.00	\$5,500.00	\$5,000.00	\$193,700.00	\$0.00	\$0.00	\$0.00	\$2,000.00	\$315,100.00	\$0.00
133001 Horas extras	\$315,100.00	\$0.00	\$500.00	\$5,000.00	\$34,100.00	\$69,300.00	\$5,500.00	\$5,000.00	\$193,700.00	\$0.00	\$0.00	\$0.00	\$2,000.00	\$315,100.00	\$0.00
150000 Otras prestaciones sociales y económica	\$1,703,272.07	\$79,500.00	\$85,400.00	\$44,100.00	\$74,700.00	\$75,700.00	\$77,600.00	\$82,000.00	\$100,200.00	\$85,100.00	\$768,114.07	\$39,320.00	\$191,538.00	\$1,703,272.07	\$0.00
152000 Indemnizaciones	\$680,114.07	\$0.00	\$0.00	\$0.00	\$0.00	\$0.00	\$0.00	\$0.00	\$0.00	\$0.00	\$680,114.07	\$0.00	\$0.00	\$680,114.07	\$0.00
152001 Indemnizaciones	\$680,114.07	\$0.00	\$0.00	\$0.00	\$0.00	\$0.00	\$0.00	\$0.00	\$0.00	\$0.00	\$680,114.07	\$0.00	\$0.00	\$680,114.07	\$0.00
155000 Apoyos a la capacitación de los servidores	\$2,320.00	\$0.00	\$0.00	\$0.00	\$0.00	\$0.00	\$0.00	\$0.00	\$0.00	\$0.00	\$0.00	\$2,320.00	\$0.00	\$2,320.00	\$0.00
155001 Apoyos a la capacitación de los servidores	\$2,320.00	\$0.00	\$0.00	\$0.00	\$0.00	\$0.00	\$0.00	\$0.00	\$0.00	\$0.00	\$0.00	\$2,320.00	\$0.00	\$2,320.00	\$0.00
159000 Otras prestaciones sociales y económicas	\$1,020,838.00	\$79,500.00	\$85,400.00	\$44,100.00	\$74,700.00	\$75,700.00	\$77,600.00	\$82,000.00	\$100,200.00	\$85,100.00	\$88,000.00	\$37,000.00	\$191,538.00	\$1,020,838.00	\$0.00
159002 Otras Prestaciones	\$1,020,838.00	\$79,500.00	\$85,400.00	\$44,100.00	\$74,700.00	\$75,700.00	\$77,600.00	\$82,000.00	\$100,200.00	\$85,100.00	\$88,000.00	\$37,000.00	\$191,538.00	\$1,020,838.00	\$0.00
200000 MATERIALES Y SUMINISTROS	\$8,848,361.00	\$525,455.40	\$676,966.85	\$575,064.86	\$1,072,617.69	\$196,162.20	\$1,142,033.95	\$234,697.00	\$1,583,963.74	\$241,372.34	\$620,549.10	\$431,446.54	\$1,548,031.33	\$8,848,361.00	\$0.00
210000 Materiales de administración, emisión de	\$597,993.63	\$0.00	\$17,864.00	\$60,603.21	\$0.00	\$0.00	\$146,780.47	\$0.00	\$201,000.00	\$36,597.42	\$73,425.54	\$0.00	\$242,722.99	\$597,993.63	\$0.00
211000 Materiales, útiles y equipos menores de ofi	\$285,878.62	\$0.00	\$17,864.00	\$60,603.21	\$0.00	\$0.00	\$52,167.52	\$0.00	\$0.00	\$36,597.42	\$32,709.54	\$0.00	\$85,536.93	\$285,878.62	\$0.00
211001 Material de Oficina	\$285,878.62	\$0.00	\$17,864.00	\$60,603.21	\$0.00	\$0.00	\$52,167.52	\$0.00	\$0.00	\$36,597.42	\$32,709.54	\$0.00	\$85,536.93	\$285,878.62	\$0.00
212000 Materiales y útiles de impresión y reproduc	\$311,372.99	\$0.00	\$0.00	\$0.00	\$0.00	\$0.00	\$94,612.95	\$0.00	\$20,000.00	\$0.00	\$40,716.00	\$0.00	\$156,044.04	\$311,372.99	\$0.00
212001 Materiales y Útiles de Impresión	\$311,372.99	\$0.00	\$0.00	\$0.00	\$0.00	\$0.00	\$94,612.95	\$0.00	\$20,000.00	\$0.00	\$40,716.00	\$0.00	\$156,044.04	\$311,372.99	\$0.00
216000 Material de limpieza	\$742.02	\$0.00	\$0.00	\$0.00	\$0.00	\$0.00	\$0.00	\$0.00	\$0.00	\$0.00	\$0.00	\$0.00	\$742.02	\$742.02	\$0.00
216001 Material de Limpieza	\$742.02	\$0.00	\$0.00	\$0.00	\$0.00	\$0.00	\$0.00	\$0.00	\$0.00	\$0.00	\$0.00	\$0.00	\$742.02	\$742.02	\$0.00
240000 Materiales y artículos de construcción y c	\$3,197,266.46	\$467,822.54	\$286,904.80	\$370,118.20	\$98,252.00	\$196,162.20	\$497,491.85	\$234,697.00	\$264,693.44	\$193,474.92	\$111,500.00	\$13,150.00	\$463,019.71	\$3,197,266.46	\$0.00



Municipio de Tecozautla
Estado de Hidalgo
Analítico Mensual - **Egresos Pagados por Fuente de Financiamiento al 31/dic.**
 (Cuentas con Movimientos)
 (Cifras en pesos y centavos)

Fecha y hora de Impresión | 19/ene./2024
 03:13 p. m.

Objeto del Gasto	Presupuesto Vigente	Ene	Feb	Mar	Abr	May	Jun	Jul	Ago	Sep	Oct	Nov	Dic	Total	Diferencia (Vigente - Total)
246000 Material eléctrico y electrónico	\$2,525,498.75	\$467,822.54	\$286,904.60	\$286,362.20	\$0.00	\$170,862.20	\$497,491.85	\$234,697.00	\$264,893.44	\$193,474.92	\$0.00	\$13,150.00	\$110,040.00	\$2,525,498.75	\$0.00
246001 Material Eléctrico	\$2,525,498.75	\$467,822.54	\$286,904.60	\$286,362.20	\$0.00	\$170,862.20	\$497,491.85	\$234,697.00	\$264,893.44	\$193,474.92	\$0.00	\$13,150.00	\$110,040.00	\$2,525,498.75	\$0.00
249000 Otros materiales y artículos de construcción	\$671,787.71	\$0.00	\$0.00	\$63,756.00	\$98,252.00	\$25,300.00	\$0.00	\$0.00	\$0.00	\$0.00	\$111,500.00	\$0.00	\$352,979.71	\$671,787.71	\$0.00
249001 Otros materiales y artículos de construcción	\$671,787.71	\$0.00	\$0.00	\$63,756.00	\$98,252.00	\$25,300.00	\$0.00	\$0.00	\$0.00	\$0.00	\$111,500.00	\$0.00	\$352,979.71	\$671,787.71	\$0.00
250000 Productos químicos, farmacéuticos y de I	\$375,666.14	\$0.00	\$0.00	\$0.00	\$0.00	\$0.00	\$0.00	\$0.00	\$0.00	\$0.00	\$180,085.01	\$0.00	\$195,581.13	\$375,666.14	\$0.00
250001 Medicinas y productos farmacéuticos	\$375,666.14	\$0.00	\$0.00	\$0.00	\$0.00	\$0.00	\$0.00	\$0.00	\$0.00	\$0.00	\$180,085.01	\$0.00	\$195,581.13	\$375,666.14	\$0.00
253001 Medicinas y Productos Farmacéuticos	\$375,666.14	\$0.00	\$0.00	\$0.00	\$0.00	\$0.00	\$0.00	\$0.00	\$0.00	\$0.00	\$180,085.01	\$0.00	\$195,581.13	\$375,666.14	\$0.00
260000 Combustibles, lubricantes y aditivos	\$4,673,214.69	\$57,632.86	\$372,198.25	\$144,343.45	\$974,365.69	\$0.00	\$497,761.63	\$0.00	\$1,299,270.30	\$11,300.00	\$255,538.55	\$418,296.54	\$642,507.42	\$4,673,214.69	\$0.00
261000 Combustibles, lubricantes y aditivos	\$4,673,214.69	\$57,632.86	\$372,198.25	\$144,343.45	\$974,365.69	\$0.00	\$497,761.63	\$0.00	\$1,299,270.30	\$11,300.00	\$255,538.55	\$418,296.54	\$642,507.42	\$4,673,214.69	\$0.00
261001 Combustibles y Lubricantes vehiculos y eq	\$4,673,214.69	\$57,632.86	\$372,198.25	\$144,343.45	\$974,365.69	\$0.00	\$497,761.63	\$0.00	\$1,299,270.30	\$11,300.00	\$255,538.55	\$418,296.54	\$642,507.42	\$4,673,214.69	\$0.00
280000 Materiales y suministros para seguridad	\$4,200.08	\$0.00	\$0.00	\$0.00	\$0.00	\$0.00	\$0.00	\$0.00	\$0.00	\$0.00	\$0.00	\$0.00	\$4,200.08	\$4,200.08	\$0.00
282000 Materiales de seguridad pública	\$4,200.08	\$0.00	\$0.00	\$0.00	\$0.00	\$0.00	\$0.00	\$0.00	\$0.00	\$0.00	\$0.00	\$0.00	\$4,200.08	\$4,200.08	\$0.00
282001 Materiales de Seguridad Pública	\$4,200.08	\$0.00	\$0.00	\$0.00	\$0.00	\$0.00	\$0.00	\$0.00	\$0.00	\$0.00	\$0.00	\$0.00	\$4,200.08	\$4,200.08	\$0.00
300000 SERVICIOS GENERALES	\$12,639,036.16	\$974,904.73	\$995,223.10	\$1,064,667.27	\$1,018,658.49	\$422,448.18	\$1,700,438.22	\$903,195.00	\$1,112,762.76	\$920,699.20	\$2,636,655.51	\$10,565.06	\$1,478,818.64	\$12,639,036.16	\$0.00
310000 Servicios básicos	\$10,099,800.62	\$848,647.09	\$817,128.00	\$805,155.76	\$840,210.00	\$249,446.44	\$1,500,364.55	\$903,195.00	\$925,934.57	\$254,069.00	\$1,623,960.00	\$0.00	\$1,331,690.21	\$10,099,800.62	\$0.00
311000 Energía eléctrica	\$10,099,800.62	\$848,647.09	\$817,128.00	\$805,155.76	\$840,210.00	\$249,446.44	\$1,500,364.55	\$903,195.00	\$925,934.57	\$254,069.00	\$1,623,960.00	\$0.00	\$1,331,690.21	\$10,099,800.62	\$0.00
311001 Servicio de Energía Eléctrica	\$10,099,800.62	\$848,647.09	\$817,128.00	\$805,155.76	\$840,210.00	\$249,446.44	\$1,500,364.55	\$903,195.00	\$925,934.57	\$254,069.00	\$1,623,960.00	\$0.00	\$1,331,690.21	\$10,099,800.62	\$0.00
320000 Servicios de arrendamiento	\$154,160.00	\$0.00	\$0.00	\$0.00	\$0.00	\$0.00	\$0.00	\$0.00	\$0.00	\$0.00	\$154,160.00	\$0.00	\$0.00	\$154,160.00	\$0.00
326000 Arrendamiento de maquinaria, otros equip	\$154,160.00	\$0.00	\$0.00	\$0.00	\$0.00	\$0.00	\$0.00	\$0.00	\$0.00	\$0.00	\$154,160.00	\$0.00	\$0.00	\$154,160.00	\$0.00
326001 Arrendamiento de Maquinaria y Equipo	\$154,160.00	\$0.00	\$0.00	\$0.00	\$0.00	\$0.00	\$0.00	\$0.00	\$0.00	\$0.00	\$154,160.00	\$0.00	\$0.00	\$154,160.00	\$0.00
330000 Servicios profesionales, científicos, técni	\$68,902.97	\$3,327.80	\$17,900.01	\$6,287.20	\$10,736.96	\$0.00	\$0.00	\$0.00	\$16,288.00	\$363.00	\$0.00	\$0.00	\$14,000.00	\$68,902.97	\$0.00
337000 Servicios de protección y seguridad	\$68,902.97	\$3,327.80	\$17,900.01	\$6,287.20	\$10,736.96	\$0.00	\$0.00	\$0.00	\$16,288.00	\$363.00	\$0.00	\$0.00	\$14,000.00	\$68,902.97	\$0.00
337001 Servicios de protección y seguridad	\$68,902.97	\$3,327.80	\$17,900.01	\$6,287.20	\$10,736.96	\$0.00	\$0.00	\$0.00	\$16,288.00	\$363.00	\$0.00	\$0.00	\$14,000.00	\$68,902.97	\$0.00
340000 Servicios financieros, bancarios y comer	\$375.84	\$0.00	\$0.00	\$0.00	\$0.00	\$0.00	\$0.00	\$0.00	\$0.00	\$0.00	\$375.84	\$0.00	\$0.00	\$375.84	\$0.00
349000 Servicios financieros, bancarios y comerci	\$375.84	\$0.00	\$0.00	\$0.00	\$0.00	\$0.00	\$0.00	\$0.00	\$0.00	\$0.00	\$375.84	\$0.00	\$0.00	\$375.84	\$0.00
349001 Servicios financieros, bancarios y comerci	\$375.84	\$0.00	\$0.00	\$0.00	\$0.00	\$0.00	\$0.00	\$0.00	\$0.00	\$0.00	\$375.84	\$0.00	\$0.00	\$375.84	\$0.00
350000 Servicios de instalación, reparación, man	\$2,315,796.73	\$122,929.84	\$160,195.09	\$253,224.31	\$167,711.53	\$173,001.74	\$200,073.67	\$0.00	\$170,540.19	\$66,267.20	\$858,159.67	\$10,565.06	\$133,128.43	\$2,315,796.73	\$0.00
355000 Reparación y mantenimiento de equipo de	\$1,558,594.52	\$122,929.84	\$160,195.09	\$253,224.31	\$167,711.53	\$173,001.74	\$200,073.67	\$0.00	\$170,540.19	\$66,267.20	\$100,957.46	\$10,565.06	\$133,128.43	\$1,558,594.52	\$0.00
355001 Mantenimiento de Vehículos	\$1,558,594.52	\$122,929.84	\$160,195.09	\$253,224.31	\$167,711.53	\$173,001.74	\$200,073.67	\$0.00	\$170,540.19	\$66,267.20	\$100,957.46	\$10,565.06	\$133,128.43	\$1,558,594.52	\$0.00
358000 Servicios de limpieza y manejo de desech	\$757,202.21	\$0.00	\$0.00	\$0.00	\$0.00	\$0.00	\$0.00	\$0.00	\$0.00	\$0.00	\$757,202.21	\$0.00	\$0.00	\$757,202.21	\$0.00
358001 Servicio de Limpieza y manejo de desech	\$757,202.21	\$0.00	\$0.00	\$0.00	\$0.00	\$0.00	\$0.00	\$0.00	\$0.00	\$0.00	\$757,202.21	\$0.00	\$0.00	\$757,202.21	\$0.00
400000 TRANSFERENCIAS, ASIGNACIONES	\$2,718,005.77	\$45,337.12	\$56,850.00	\$148,446.78	\$354,600.39	\$183,089.72	\$222,964.99	\$38,280.00	\$276,362.81	\$111,690.50	\$706,023.86	\$79,327.81	\$495,031.79	\$2,718,005.77	\$0.00
440000 Ayudas sociales	\$2,718,005.77	\$45,337.12	\$56,850.00	\$148,446.78	\$354,600.39	\$183,089.72	\$222,964.99	\$38,280.00	\$276,362.81	\$111,690.50	\$706,023.86	\$79,327.81	\$495,031.79	\$2,718,005.77	\$0.00
441000 Ayudas sociales a personas	\$617,968.06	\$45,337.12	\$56,850.00	\$23,289.58	\$143,215.26	\$30,000.00	\$0.00	\$0.00	\$167,066.81	\$0.00	\$47,160.06	\$79,327.81	\$25,721.42	\$617,968.06	\$0.00
441001 Ayudas sociales a personas	\$617,968.06	\$45,337.12	\$56,850.00	\$23,289.58	\$143,215.26	\$30,000.00	\$0.00	\$0.00	\$167,066.81	\$0.00	\$47,160.06	\$79,327.81	\$25,721.42	\$617,968.06	\$0.00
445000 Ayudas sociales a instituciones sin fines de	\$2,100,037.71	\$0.00	\$0.00	\$125,157.20	\$211,385.13	\$153,089.72	\$222,964.99	\$38,280.00	\$109,296.00	\$111,690.50	\$658,863.80	\$0.00	\$469,310.37	\$2,100,037.71	\$0.00
445001 Apoyo a Comunidades	\$2,100,037.71	\$0.00	\$0.00	\$125,157.20	\$211,385.13	\$153,089.72	\$222,964.99	\$38,280.00	\$109,296.00	\$111,690.50	\$658,863.80	\$0.00	\$469,310.37	\$2,100,037.71	\$0.00



Municipio de Tecozautla
 Estado de Hidalgo
 Egresos Pagados por Fuente de Financiamiento al 31/dic. 23
 (Cuentas con Movimientos)
 (Cifras en pesos y centavos)

Fecha y hora de Impresión
 19/ene./2024
 03:13 p. m.

Objeto del Gasto	Presupuesto Vigente	Ene	Feb	Mar	Abr	May	Jun	Jul	Ago	Sep	Oct	Nov	Dic	Total	Diferencia (Vigente - Total)
FORTAMUN DF	\$34,120,809.00	\$2,121,120.25	\$2,311,423.95	\$2,366,727.91	\$3,031,763.57	\$1,423,787.10	\$3,648,078.16	\$1,765,300.00	\$3,796,112.31	\$1,315,480.04	\$5,317,003.54	\$855,755.41	\$6,168,256.76	\$34,120,809.00	\$0.00

Total Final \$163,817,620.95 \$8,475,152.94 \$10,463,310.00 \$9,656,657.52 \$9,022,511.92 \$8,350,670.06 \$9,202,680.55 \$15,684,311.00 \$14,467,479.00 \$8,674,186.53 \$18,291,135.00 \$8,844,467.34 \$42,665,045.00 \$163,817,620.94 \$0.00



LIC. JOEL ELIAS PASO
 PRESIDENTE MUNICIPAL
 C. MARIA ELOISA TREJO TREJO
 SINDICO MUNICIPAL



LIC. KATIA MEJIA MEJIA
 TESORERO MUNICIPAL